

## LEGO 75965

# LEGO Harry Potter and The Goblet of Fire The Rise of Voldemort 75965 Building Kit Instruction Manual

Model: 75965

## 1. PRODUCT OVERVIEW

---

The LEGO Harry Potter and The Goblet of Fire The Rise of Voldemort 75965 Building Kit recreates an iconic scene from the Harry Potter series. This set allows builders to construct a detailed graveyard scene where Lord Voldemort's return takes place. It includes minifigures of key characters and interactive elements for imaginative play.



Figure 1: The complete LEGO Harry Potter The Rise of Voldemort 75965 set, as depicted on its packaging.

## 2. SETUP AND ASSEMBLY

This building kit contains 184 pieces designed for assembly into the graveyard scene. Follow the included printed instructions for step-by-step guidance. Ensure all pieces are accounted for before beginning construction.

- **Unpack Components:** Carefully open the packaging and sort the LEGO building elements.
- **Follow Instructions:** Refer to the detailed building guide provided in the box. Each step illustrates which pieces to use and where to place them.
- **Minifigure Assembly:** Assemble the four included minifigures: Harry Potter, Lord Voldemort, Peter Pettigrew, and a Death Eater.
- **Scene Construction:** Build the graveyard environment, including Tom Riddle's tombstone, the cauldron, and other landscape elements.



**Figure 2:** A child engaged in the assembly of the LEGO set, demonstrating the building process.

### 3. OPERATING THE PLAY FEATURES

---

Once assembled, the set offers several interactive play features to recreate the dramatic scene:

- **Voldemort's Rise:** A brick lever mechanism allows Lord Voldemort to rise from a hidden compartment beneath the graveyard surface, simulating his magical reappearance.
- **Harry's Capture:** The set includes elements to depict Harry Potter being trapped on Tom Riddle's tombstone.
- **Potion Mixing:** Peter Pettigrew's role in mixing the potion for Voldemort's return can be reenacted with the cauldron accessory.
- **Wand Duels:** The minifigures are equipped with wands, enabling imaginative duels between Harry and Voldemort, along with the Death Eater.

Your browser does not support the video tag.

**Video 1:** An official demonstration of the LEGO Harry Potter The Rise of Voldemort set's play features, including Voldemort's rising mechanism.

### 4. MAINTENANCE

---

To ensure the longevity and cleanliness of your LEGO set, follow these maintenance guidelines:

- **Cleaning:** Use a soft brush or a damp cloth with mild soap and water to clean LEGO bricks. Rinse thoroughly and air dry. Avoid hot water or harsh chemicals, as these can damage the plastic.
- **Storage:** Store the set in a cool, dry place away from direct sunlight to prevent discoloration and warping of plastic elements. Keep small pieces in a container to prevent loss.
- **Handling:** Handle the assembled model with care to avoid accidental disassembly.

## 5. TROUBLESHOOTING

Should you encounter any issues during assembly or play, consider the following:

- **Missing Pieces:** If you discover a missing piece, first double-check all packaging and surrounding areas. LEGO offers a service for replacing missing bricks.
- **Assembly Difficulties:** Refer back to the instruction manual. Ensure each step is followed precisely. Sometimes, a small error in an earlier step can affect later assembly.
- **Loose Connections:** If parts feel loose, ensure they are pressed firmly together. LEGO bricks are designed to fit snugly.

## 6. SPECIFICATIONS

Brand:	LEGO
Model Number:	75965
Number of Pieces:	184
Product Dimensions:	10.32 x 7.52 x 1.81 inches
Item Weight:	3.52 ounces
Recommended Age:	7 years and up
Release Date:	August 1, 2019







## 7. WARRANTY AND SUPPORT

LEGO products are manufactured to high-quality standards. For information regarding product warranty, missing parts, or customer support, please visit the official LEGO website or contact their customer service department. Keep your proof of purchase for any warranty claims.

Official LEGO Website: [www.lego.com](http://www.lego.com)





	<p><a href="#">LEGO Harry Potter 76467 Building Instructions Manual</a></p> <p>Step-by-step instructions for building the LEGO Harry Potter 76467 set. Discover how to assemble this magical Hogwarts-themed construction toy.</p>
	<p><a href="#">LEGO Harry Potter Advent Calendar 76456 Building Instructions</a></p> <p>Official step-by-step building instructions for the 2025 LEGO Harry Potter Advent Calendar set 76456. Assemble magical characters, creatures, and scenes from the Harry Potter universe. Includes details on potion builds like Polyjuice Potion and Skele-Gro.</p>
	<p><a href="#">LEGO Harry Potter Hogsmeade Village Collectors' Edition 76457 Building Instructions</a></p> <p>Step-by-step assembly guide for the LEGO Harry Potter Hogsmeade Village Collectors' Edition set (76457, item LLK800). This manual details the construction process, including the integration of lighting elements, for fans of the Harry Potter universe.</p>
	<p><a href="#">LEGO 76435 Hogwarts Castle: The Great Hall Lighting Kit Installation Guide</a></p> <p>Detailed, step-by-step instructions for installing a lighting kit for the LEGO 76435 Hogwarts Castle: The Great Hall set. This guide covers component identification, testing, wiring, and remote control operation, ensuring a seamless upgrade for your model.</p>
	<p><a href="#">LEGO DOTS Harry Potter Hedwig Pencil Holder (41809) Building Instructions and Product Overview</a></p> <p>Discover the LEGO DOTS Harry Potter Hedwig Pencil Holder (41809) building set. Learn about creative decoration, participate in feedback promotions, and find links to LEGO services and instructions.</p>
	<p><a href="#">LEGO Harry Potter 76414 Expecto Patronum Building Instructions</a></p> <p>Detailed building instructions for the LEGO Harry Potter 76414 Expecto Patronum set, featuring the iconic Patronus charm. Includes step-by-step guides and parts list.</p>