

## MUSICOZY GH01

# MUSICOZY Sleep Headphones Headband User Manual

Model: GH01 | Brand: MUSICOZY

## 1. PRODUCT OVERVIEW

The MUSICOZY Sleep Headphones Headband offers a versatile 2-in-1 solution for both sleep and sports. It integrates wireless earbuds into a comfortable, sweat-resistant headband, allowing you to enjoy music without traditional headphones. Featuring Bluetooth 5.4 technology, it provides immersive stereo sound with clear audio and rich bass. The built-in microphone enables hands-free calls, making it suitable for various activities from workouts and yoga to relaxation and travel. Its design prioritizes comfort and extended battery life for uninterrupted listening.



The MUSICOZY Sleep Headphones Headband, designed for both active use and comfortable sleep.

## Better Sleep Starts Here

MUSICOZY's innovative light-blocking design lets you enjoy a comfortable night's sleep, every night.



## Stay Cool, Stay Refresh

Crafted with tightly-knit fabric, it delivers on sweat absorption and comfort.



Fresh and Dry by Day



Versatile use for both restful sleep and active sports.

## 2. WHAT'S INCLUDED

Your MUSICOZY Sleep Headphones Headband package contains the following items:

- 1 x Bluetooth Headband
- 1 x USB to USB-C Charging Cable
- User Manual

## 3. SETUP GUIDE



### 3.1 Charging the Headband

Before first use, fully charge your MUSICOZY Sleep Headphones Headband. A full charge takes approximately 1-2 hours and provides up to 15 hours of continuous playtime.

1. Locate the charging port on the control panel of the headband.
2. Connect the provided USB to USB-C charging cable to the headband and a compatible USB power source (e.g., computer USB port, wall adapter).
3. The LED indicator light on the control panel will illuminate during charging and turn off or change color once fully charged.

## Give the Gift of Comfort

A Bluetooth Sleep Headband for Better, Soundless Nights.



The collage features several images: a woman wearing the headband while exercising; a man presenting the headband in a red gift box to a woman; a woman wearing the headband while working on a laptop; a woman wearing the headband while sleeping; and two smaller images of people exchanging gifts. The headband is black with a control panel on the side.

Connect the USB-C cable to the charging port for power.

### 3.2 Bluetooth Pairing

Follow these steps to pair your headband with your Bluetooth-enabled device:

1. Ensure the headband is charged and turned off.
2. Press and hold the Power button (middle button) on the control panel for approximately 3-5 seconds until the LED indicator light flashes blue and red alternately, indicating pairing mode.
3. On your device (smartphone, tablet, laptop), enable Bluetooth and search for available devices.
4. Select "BT-FAAH" or similar (refer to your device's Bluetooth list) from the list of found devices.
5. Once successfully paired, the LED indicator light will turn solid blue or stop flashing.

Your browser does not support the video tag.

Official video demonstrating the Bluetooth pairing process and general use of the MUSICOZY Sleep Headphones Headband.

## 4. OPERATING YOUR HEADBAND

### 4.1 Controls

The control panel on your headband allows for easy management of audio playback and calls:

- **Power On/Off / Play/Pause / Answer Phone:** Press the middle button.
- **Volume Up / Next Track:** Press the "+" button for volume up. Hold the "+" button for next track.
- **Volume Down / Previous Track:** Press the "-" button for volume down. Hold the "-" button for previous track.

# One Touch to Freedom

Effortless control for a seamless musical journey.




Detailed view of the control panel for easy operation.

## 4.2 Wearing the Headband

For optimal comfort and sound quality, position the headband so that the ultra-thin speakers are aligned with your ears. The flexible fabric allows for adjustment to fit various head sizes comfortably.





Proper placement ensures comfortable fit and optimal audio experience.

## 5. CARE AND MAINTENANCE

To ensure the longevity and hygiene of your MUSICOZY Sleep Headphones Headband, follow these care instructions:

- **Cleaning:** The fabric headband is washable. Carefully remove the electronic components (speakers and control panel) from the headband before washing. Hand wash the fabric with mild soap and cold water, then air dry completely.
- **Reassembly:** Once the fabric is dry, carefully reinsert the electronic components into their designated pockets within the headband.
- **Storage:** Store the headband in a clean, dry place away from extreme temperatures and direct

sunlight when not in use.

- **Avoid Moisture:** While sweat-resistant, avoid submerging the electronic components in water or exposing them to heavy rain.

## 6. TROUBLESHOOTING

If you encounter any issues with your MUSICOZY Sleep Headphones Headband, please refer to the following common solutions:

Problem	Possible Cause	Solution
Headband won't turn on.	Low battery.	Charge the headband fully (1-2 hours).
Cannot pair with device.	Headband not in pairing mode; Device Bluetooth off; Too far from device.	Ensure headband is flashing red/blue. Turn device Bluetooth off/on. Move closer to device (within 20 meters).
Poor sound quality or no sound.	Speakers misaligned; Low battery; Interference.	Adjust speakers to align with ears. Recharge headband. Move away from other electronic devices.
Short battery life.	Aging battery; High volume usage.	Ensure full charge. Reduce volume. Contact customer support if issue persists.

If the problem persists after trying these solutions, please contact MUSICOZY customer support for further assistance.

## 7. PRODUCT SPECIFICATIONS

Feature	Detail
Model Name	Bluetooth Sleep Headphones (GH01)
Connectivity Technology	Wireless (Bluetooth 5.4)
Bluetooth Range	Up to 20 meters
Battery Life	Up to 15 hours (continuous playtime)
Charging Time	1-2 hours
Material	Breathable Spandex-nylon Fabric
Audio Driver Size	32 Millimeters
Frequency Range	20 Hz - 20,000 Hz
Item Weight	2.88 Ounces
Dimensions	3.9 x 3.5 x 0.7 inches
UPC	791265466150

## 8. SAFETY GUIDELINES



Please read and adhere to the following safety information for safe and proper use of your headband:

- Do not expose the electronic components to extreme temperatures, direct sunlight, or excessive moisture.
- Avoid using the headband while driving or in situations where your hearing needs to be fully aware of your surroundings.
- Do not attempt to disassemble or modify the product, as this may void the warranty and cause damage.
- Keep out of reach of small children and pets.
- Use only the provided charging cable or a certified equivalent.
- Discontinue use if you experience any discomfort, irritation, or hearing issues.

At MUSICOZY, we prioritize quality and safety. Our products are made with high-quality materials and the latest Bluetooth technology. The electric board includes OTP protection to safeguard against voltage spikes.



## 9. WARRANTY AND CUSTOMER SUPPORT





MUSICOZY is committed to customer satisfaction. Your product comes with a one-year manufacturer's warranty. If you are not satisfied with your purchase, you can receive a refund with no questions asked within 30 days of purchase.

For any issues or inquiries, please do not hesitate to contact our after-sales team via email. We strive to provide a satisfactory solution within 6 hours.

For more information and to explore other products, visit the official MUSICOZY store[MUSICOZY Store on Amazon](#).

### Related Documents - GH01

	<p><a href="#">MUSICOZY Bluetooth Headband Headphones User Manual</a></p> <p>User manual for MUSICOZY Bluetooth Headband Headphones, covering product specifications, preparation, operating instructions, speaker removal, and FAQ.</p>
	<p><a href="#">MUSICOZY White Noise Sleep Headphones User Manual</a></p> <p>Comprehensive user manual for the MUSICOZY White Noise Sleep Headphones. Learn about Bluetooth 5.2 connectivity, white noise modes, call functions, charging, maintenance, and troubleshooting for this comfortable sleep accessory.</p>

	<p><a href="#">MUSICOZY Bluetooth Sleep Mask User Manual</a></p> <p>User manual for the MUSICOZY Bluetooth Sleep Mask, detailing product specifications, preparation, operating instructions, speaker removal, FAQ, and battery maintenance.</p>
	<p><a href="#">MUSICOZY Bluetooth Headband Headphones User Manual</a></p> <p>User manual for MUSICOZY Bluetooth Headband Headphones, covering product specifications, preparation, operating instructions, speaker removal, and FAQs.</p>
	<p><a href="#">MUSICOZY Bluetooth Headband FAQ and Product Information</a></p> <p>Frequently asked questions and answers about the MUSICOZY Bluetooth headband, covering fabric, connectivity, washing, charging, and features.</p>
	<p><a href="#">MUSICOZY Bluetooth 5.2 Headband User Manual: Setup, Features, and FAQ</a></p> <p>Comprehensive user manual for the MUSICOZY Bluetooth 5.2 Headband. Learn how to connect, use features like music playback and voice calls, care for the device, and find answers to common questions. Includes product specifications and manufacturer details.</p>

Documents - MUSICOZY – GH01



[MUSICOZY White Noise Sleep Headphones User Manual](#)

Comprehensive user manual for the MUSICOZY White Noise Sleep Headphones. Learn about Bluetooth 5.2 connectivity, white noise modes, call functions, charging, maintenance, and troubleshooting for this comfortable sleep accessory.

lang:en score:34 filesize: 3.68 M page\_count: 1 document date: 2023-05-31

[\[pdf\] User Manual Specifications](#)

MUSICOZY White Noise Bluetooth Sleep Headphones User Manual Turn on the product and turn phone s find BJ21 10 list select device to complete pairing CONNECT B1n9xLyjWL m media amazon images I

|||



MUSICOZY WHITE NOISE SLEEP HEADPHONES USER MANUAL PRODUCT SPECIFICATIONS: Bluetooth Name: BJ21-10 V ... of fading to a certain extent. Bluetooth Qualification Brand Name: MUSICOZY Model / Type Reference: **GH01** Design Model Number: FAAH-200213 Declaration ID: D055885 QDID: 157025 Manufacturer: Shenzhen Lo...

lang:en score:33 filesize: 3.57 M page\_count: 1 document date: 2023-05-31

[\[pdf\]](#) User Manual Specifications

MUSICOZY Bluetooth 5.2 Sleep Mask User Manual Headphones Eye for Men Women 3D Contoured Cup Sleeping Zero Pressure Comfortable Adjustable Wireless Music Travel Nap Gift Black GH01 Amazon sg Electronics 81mFA6y6nNLm media amazon images | 81mFA6y6nNL ref dp product quick view |||

BLUETOOTH 5.2 SLEEP HEADPHONES USER MANUAL Bluetooth Music Calling Microphone HD Stereo Farther Sound Transmission 1 PACKAGE CONTENTS 1 \* Sleep Mask 1 \* Portable Carrying Bag 1 \* Charging Cable 1 \* User Manual

PRODUCT SPECIFICATIONS: Bluetooth Name: musiCozy Bluetooth Version: 5.2 External C...




lang:en score:30 filesize: 299.04 K page\_count: 1 document date: 2023-05-31

[\[pdf\]](#) User Manual Specifications

8 28 80\*120mm Turn on the phone Bluetooth and find named musiCozy select device to complete pairing After is successful B12ldxtWLwLm media amazon images | B12ldxtWLwL ref dp product quick view |||

NN ink-topoint Technical Support Team Criticism Suggestion Letter Solve After-Sales Problems Refund ... attery life will be shortened. BT VERSION:5.4 Charging Port:Type C Pairing name:musicozy Model No.:GH01-GH50 Keep in a cool and dry place and Not Warning Suitable for children under 3 Years 5 6 DE...



lang:en score:28 filesize: 4 M page\_count: 1 document date: 2024-07-17

[\[pdf\]](#) User Manual

80 120mm MUSICOZY Bluetooth 5.3 Headband Headphones Built in ENC Mic Environmental Noise Reduction Earbuds Earphones for Sports Workout Calling Gaming Running Women Men Cool Gadgets Black GH01 User Manual B0CFHWF326 B0C95W5ZL3 B1QkGDk1khL m media amazon images | |||



... lang:en score:15 filesize: 3.99 M page\_count: 1 document date: 2023-08-09

**Step 1: Disconnect Existing Devices**  
Ensure a stable connection by disconnecting any previously connected devices.

**Step 2: Connect to musicozy**  
Open your device's Bluetooth settings. Locate and select the musicozy device. Click on 'Connect' to establish a secure connection.

**Step 3: Adjust Volume and Enjoy**  
Adjust the audio volume to your preference. Start playing your favorite music or audio content. Note: For optimal performance, keep the device stable and within the Bluetooth range.

**Bluetooth Module Maintenance:**

**Step 4: Remove and Clean the Bluetooth Module**

Carefully remove the Bluetooth module from the insole. Ensure a gentle and cautious approach to avoid any damage.

**Cleaning Process:**  
Do not let the module come into contact with water. Avoid using cleaning agents; opt for a gentle rinsing with clean water. Thoroughly rinse any dust or debris without submerging the module.

**Drying:**  
Place the module in a cool, dry area to air-dry. Ensure it is completely dry before reinstallation.

**Step 5: Reinstall the Bluetooth Module**

Once dry, securely reinstall the Bluetooth module into the insole. Align it properly and make sure it fits snugly. Follow the previous steps to reconnect your musicozy device.

Note: Handle the Bluetooth module with care during the removal and cleaning process to avoid any potential damage.

**Charging Note:**  
During the Charging Process:  
While the device is undergoing the charging process, please be aware that Bluetooth connectivity may be temporarily unavailable. It is recommended to complete the charging cycle before attempting to connect or use the musicozy device wirelessly.

MUSICOZY Sleep Headphones Bluetooth 5 4 Headband Sports Wireless Earphones Sweat Resistant  
Earbuds Sleeping Headphone with Ultra Thin HD Stereo Speaker for Workout Running Cool Gadgets  
Unique Gifts Music Eye Mask Speakers Travel Yoga Ideal Women Men GH01 Instructions Use IFU  
B0CYZMHH2B B09W8VSD1L B0BYSDF4L B09WH6DKV3 B0C5XQRL91 B0B7DVRJXG B08C7BV631  
B0BM5WTL6 B08C9LJ11Q B08QM9HVZ1 B09K4WZGVD B0CP3MMHN8 B0B12FG2VB  
B09NN1MJQS B0C3QKX61F B0D1QKBDMZ B07PV7YMSL B08SQSJQ9L B0D49L7VR1 B08SCD7C9X  
B0BJYSD3KX B082NZCHD3 B0CTKHCKPT B0BDMJN1T6 B08SK5MFTD B0C3QV459B B0C3QV9B7X  
B0CLD2K6QL B09Y83J24J B0D1QNZR2M B0CTKJVVYG B087MDNJ6S B0CTKHDFJ5 B0D1QQKXR3  
D1hYue 2CLL m media amazon images I |||

lang:en score:13 filesize: 8.01 M page\_count: 1 document date: 2024-03-14