

## Sorbus WN-RK40

# Sorbus Freestanding Floor Wine Rack

## MODEL: WN-RK40

40 Bottle Capacity

### 1. Introduction

This manual provides instructions for the assembly, safe use, and maintenance of your Sorbus Freestanding Floor Wine Rack. Designed to store up to 40 standard wine bottles, this rack offers a practical and elegant solution for organizing your wine collection.

Please read these instructions thoroughly before assembly and use to ensure proper setup and longevity of your product.

### 2. Safety Information

- Always ensure the wine rack is securely mounted to the wall when using the wall mount feature. This is crucial for stability, especially when fully loaded.
- Do not overload the rack with more than 40 bottles of wine at a time to prevent tipping or damage.
- Place the wine rack on a flat, stable surface. Uneven surfaces can compromise stability.
- Keep children and pets away from the wine rack, especially during assembly and when it is loaded with bottles, to prevent accidents.
- Handle glass bottles with care to avoid breakage and injury.

### 3. Package Contents

Verify that all components are present before beginning assembly. If any parts are missing or damaged, please contact customer support.

- Wine Rack Frame Components (Metal)
- Scallop/Wave Shaped Shelves (Metal)
- Assembly Hardware (Screws, Wall Anchors)
- Instruction Manual

## 4. Assembly Instructions

---

Minimal assembly is required. Follow the step-by-step instructions provided with the hardware. It is recommended to have a second person assist with assembly for ease and safety.

1. Unpack all components and lay them out on a clean, flat surface.
2. Identify the main frame pieces and the scallop-shaped shelves.
3. Attach the shelves to the frame using the provided screws. Ensure all connections are secure but do not overtighten.
4. Once the frame and shelves are assembled, position the wine rack in your desired location.
5. For enhanced stability, especially when storing a full capacity of bottles, utilize the provided wall anchors and screws to secure the rack to a wall. Locate wall studs for optimal security.

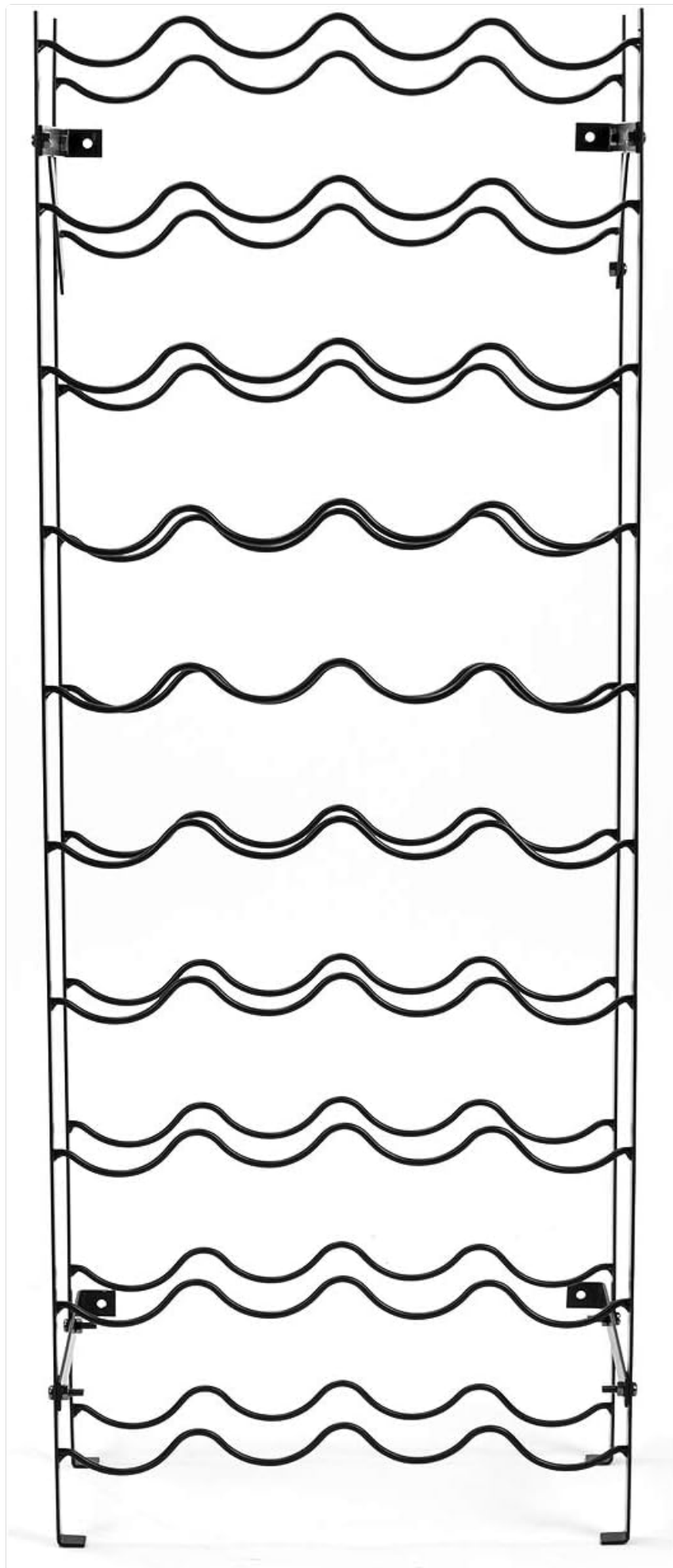


Figure 1: Empty Sorbus 40-Bottle Wine Rack, illustrating its black metal frame and wave-shaped shelves before bottles are added.

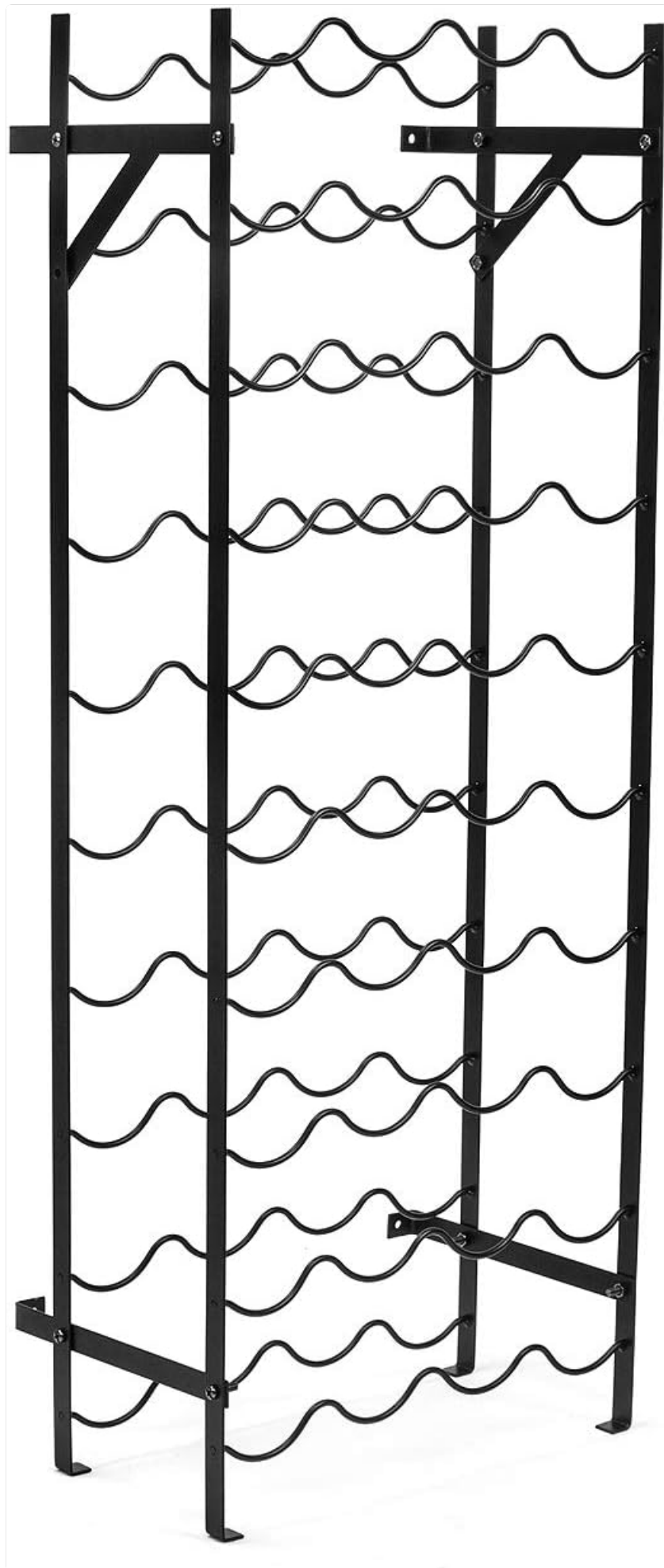


Figure 2: Side view of the empty Sorbus 40-Bottle Wine Rack, showcasing the robust metal construction and design.

Your browser does not support the video tag.

Video 1: An overview of the Sorbus 40-Bottle Wine Rack Stand, demonstrating its features and design.

## 5. Usage

---

The Sorbus wine rack is designed to hold standard 750ml wine bottles. Each scallop tier is crafted to display bottles horizontally, which helps keep the cork moist and prevents air from entering the bottle, preserving the wine's quality.

- Carefully place each wine bottle into the individual scallop holders.
- Ensure bottles are fully seated and stable before releasing them.
- Distribute bottles evenly across the rack to maintain balance and stability.




Figure 3: The Sorbus 40-Bottle Wine Rack fully loaded with various wine bottles, demonstrating its storage capability and how bottles are held horizontally.



Figure 4: A close-up of wine bottles resting securely in the scallop-shaped tiers of the Sorbus wine rack, ensuring cork

moisture.

## 6. Maintenance

To keep your Sorbus wine rack in optimal condition, follow these simple maintenance guidelines:

- Regularly wipe the rack with a dry, soft cloth to remove dust and debris.
- Avoid using abrasive cleaners or harsh chemicals, as these can damage the finish.
- Periodically check all screws and connections to ensure they remain tight and secure.

## 7. Troubleshooting

- **Rack feels wobbly:** Ensure all screws are tightened. If the rack is freestanding, verify it is on a level surface. For maximum stability, use the wall-mounting feature.
- **Bottles do not fit:** This rack is designed for standard 750ml wine bottles. Some oversized or unusually shaped bottles may not fit properly. Do not force bottles into the holders.
- **Missing parts:** If any parts were missing upon delivery, please contact Sorbus customer support for assistance.

## 8. Specifications

Feature	Detail
Brand	Sorbus
Model Number	WN-RK40
Capacity	40 Bottles
Color	Black
Material	Metal
Product Dimensions	9.5"D x 15"W x 39.5"H
Item Weight	9 Pounds
Mounting Type	Floor Standing, Wall Mount
Finish Type	Smooth
Product Care	Wipe with Dry Cloth

## 9. Warranty and Support

For warranty information, product support, or to report missing/damaged parts, please refer to the contact information provided with your purchase or visit the official Sorbus website. Keep your purchase receipt for warranty claims.