

Manuals+

[Q & A](#) | [Deep Search](#) | [Upload](#)

Manuals.plus /

› [DETUOSI](#) /

› DETUOSI Universal 10.1 inch Tablet Case with Removable Bluetooth Keyboard User Manual

DETUOSI #MA07536TYUS

DETUOSI Universal 10.1 inch Tablet Case with Removable Bluetooth Keyboard User Manual

Model: #MA07536TYUS

[Introduction](#)

[Setup](#)

[Operating](#)

[Maintenance](#)

[Troubleshooting](#)

[Specifications](#)


[Warranty &](#)

[Support](#)

1. INTRODUCTION

Thank you for choosing the DETUOSI Universal Tablet Case with Removable Wireless Bluetooth Keyboard. This product is designed to enhance your tablet experience by providing protection, versatile viewing angles, and the convenience of a physical keyboard. It is compatible with a wide range of 9.6-10.6 inch tablets running iOS, Android, or Windows operating systems.

This manual provides detailed instructions for setting up, operating, and maintaining your new tablet case and keyboard. Please read it thoroughly before use to ensure optimal performance and longevity of your device.



High quality material

Classic simple design




Image: The DETUOSI Universal Tablet Case in its closed, portable state, showcasing its sleek design and durable faux leather exterior.

2. SETUP

2.1 Installing Your Tablet

1. Open the tablet case to reveal the tablet holder area.
2. Carefully place your 9.6-10.6 inch tablet into the holder. The case features elastic pull-loop buckles on all four corners to firmly secure your tablet without falling or shaking.
3. Ensure all corners of your tablet are properly seated within the elastic loops for maximum protection.

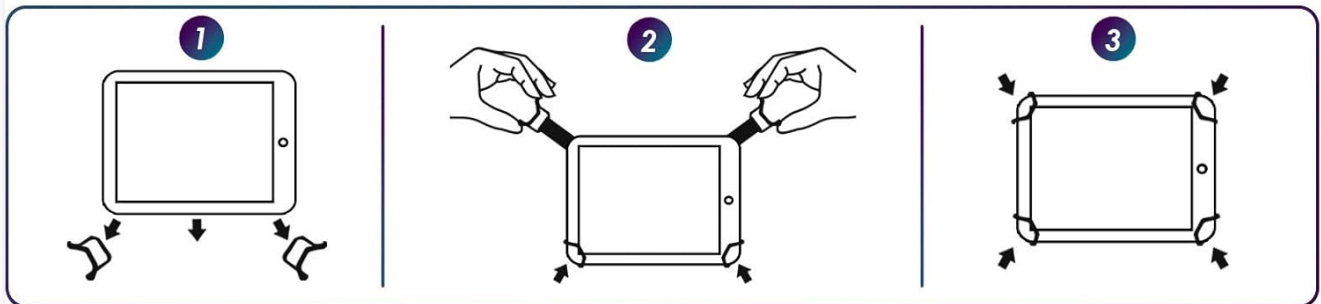


Image: Visual guide demonstrating the three-step process of securing a tablet using the elastic corner buckles within the case.

2.2 Connecting the Bluetooth Keyboard

The wireless Bluetooth keyboard is magnetically detachable, allowing for flexible use. Follow these steps to pair it with your tablet:

1. Ensure the keyboard is charged. Connect the provided USB charging cable to the keyboard's charging port and a power source. A full charge typically takes 2-3 hours and provides over 100 days of continuous use.
2. Turn on the keyboard by sliding the power switch to the 'ON' position. The power indicator light will illuminate.
3. Press the 'Connect' button on the keyboard. The Bluetooth indicator light will start blinking, indicating it's in pairing mode.
4. On your tablet, go to 'Settings' and enable Bluetooth.
5. Search for available devices. You should see 'Bluetooth Keyboard' or a similar name appear in the list.
6. Select 'Bluetooth Keyboard' to pair. Your tablet may prompt you to enter a code displayed on the screen. Enter the code using the keyboard and press 'Enter'.

- Once successfully paired, the Bluetooth indicator light on the keyboard will stop blinking and remain solid or turn off, and your tablet will show the keyboard as 'Connected'.

Wireless Bluetooth Removable Keyboard + Folio PU Leather Cover + Stand



BUILT-IN RECHARGEABLE LITHIUM-ION BATTERY



CONTINUOUS USE

MORE THAN 100 DAYS

CHARGING TIME

2-3 HOURS

Image: The detachable Bluetooth keyboard, illustrating its charging port, power switch, and battery life indicators, highlighting its long-lasting battery.

2.3 Switching Operating Systems

The keyboard supports iOS, Android, and Windows systems. To switch between systems, press the **Fn** key simultaneously with the corresponding system key:

- **Fn + Q** for Android
- **Fn + W** for Windows
- **Fn + E** for iOS



Image: Detailed view of the keyboard layout, showing the 'Fn' key and the 'Q', 'W', 'E' keys used for switching between Android, Windows, and iOS operating systems.

3. OPERATING INSTRUCTIONS

3.1 Using the Stand Function

The case features a strong stand supporting force, allowing you to position your tablet for easy typing, reading, or viewing. Simply fold the cover to create a stable triangular stand. This frees your hands and helps avoid joint pain during extended use.

PACKAGE INCLUDED

- 1*Detachable Wireless Bluetooth Keyboard
- 1*PU Leather Tablet Case
- 1*USB Charging Cable
- 1*User Manual



NOT Include the Tablet/Stylus Pen/Screen Protector/Shoulder Strap

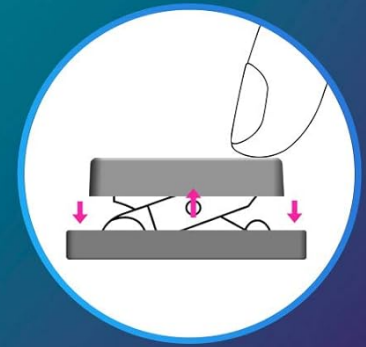

Image: A tablet case configured into a stand, supporting a tablet for comfortable viewing or typing, demonstrating its versatility.

3.2 Magnetic Closure

The case is equipped with a magnetic strap to keep the cover closed securely when not in use or while on the go. This prevents accidental opening and protects your tablet screen.

3.3 Keyboard Features

The keyboard is designed for comfortable and efficient typing. It features scissor-structure keys for good resilience and tactile response. Its slim and lightweight design ensures minimal bulk, making it perfect for working or traveling.



SCISSOR SWITCH
Good Resilience and Fine Comfortability



Long Life Battery



Fast, Fluid Typing Keys



Magnetically Detachable



Thinner & Lighter



Raised Edges to Protect Tablet Screen



Durable & Anti-Scratch

Image: Close-up of the keyboard, detailing its scissor switch mechanism for comfortable typing, long battery life, magnetic detachability, and thin, light design.

3.4 Video Demonstrations

Tablet Keyboard Case Overview

Your browser does not support the video tag.

Video: This video provides a general overview of a tablet keyboard case, demonstrating its features and functionality, including multiple viewing angles and a magnetically detachable keyboard.

Universal Tablet Case Keyboard Features

Your browser does not support the video tag.

Video: This video highlights the multi-angle view support, stable magnetic suction, and detachable design of a universal tablet case with a keyboard, compatible with 9-11 inch tablets.

MoKo Universal Tablet Case with Keyboard Overview

Your browser does not support the video tag.

Video: This video demonstrates the features of a universal tablet case with a keyboard, including secure silicone holders, a magnetic detachable keyboard, pen holder, camera hole, magnetic buckle, foldable kickstand, and easy Bluetooth connection.

MoKo Universal Tablet Case with QWERTY Keyboard for 9-11 Inch Tablets

Your browser does not support the video tag.

Video: This video showcases the MoKo Universal Tablet Case with Bluetooth Keyboard, highlighting its magnetic fastener, foldable kickstand, convenient pen loop, various colors and styles, compatibility with 9-11 inch Apple and Samsung tablets, magnetic detachable keyboard, scissor structure keys, and comfortable typing experience.

4. MAINTENANCE

4.1 Cleaning the Case

- Wipe the faux leather exterior with a soft, damp cloth. Avoid using harsh chemicals or abrasive cleaners, as these can damage the material.
- For stubborn stains, use a mild soap solution and gently wipe, then dry thoroughly.

4.2 Cleaning the Keyboard

- Use a soft, dry cloth to clean the keyboard keys.
- For dust or debris between keys, use compressed air.
- Do not immerse the keyboard in water or any cleaning solutions.

4.3 Battery Care

- Charge the keyboard regularly, even if not in frequent use, to maintain battery health.
- Avoid exposing the keyboard to extreme temperatures.

5. TROUBLESHOOTING

5.1 Keyboard Not Connecting

- **Check Power:** Ensure the keyboard is turned on and has sufficient battery charge.
- **Re-pair:** Turn off the keyboard and your tablet's Bluetooth. Then, restart both and attempt the pairing process again (refer to Section 2.2).
- **System Mode:** Verify that the keyboard is set to the correct operating system mode for your tablet (Fn+Q for Android, Fn+W for Windows, Fn+E for iOS).
- **Interference:** Move away from other wireless devices that might cause interference.

5.2 Keys Not Responding

- **Recharge:** The keyboard battery might be low. Charge it fully.
- **Re-connect:** Disconnect and re-pair the keyboard with your tablet.

- **Clean Keys:** Ensure no debris is stuck under the keys.

5.3 Tablet Not Secure in Case

- **Adjust Loops:** Ensure all four elastic pull-loop buckles are stretched over the corners of your tablet.
- **Compatibility:** Confirm your tablet's size is within the 9.6-10.6 inch range for optimal fit.

6. SPECIFICATIONS

Feature	Detail
Product Dimensions	9.65 x 5.91 x 0.24 inches
Item Weight	1.02 pounds
Manufacturer	DETUOSI
Item Model Number	#MA07536TYUS
Compatible Devices	All kinds of 9.6-10.6 inch tablets (iOS/Android/Windows system)
Form Factor	Case, Cover
Material	Faux Leather
Connectivity	Wireless Bluetooth
Keyboard Range	Up to 10 meters
Battery Life (Continuous Use)	More than 100 days
Charging Time	2-3 hours
Included Components	USB Cable

7. WARRANTY & SUPPORT

DETUOSI is committed to providing high-quality products. If you receive a defective product, please consult our 24-hour service team for replacement or refund. For any inquiries or assistance, please contact our customer support through the platform where you purchased the product.