

## Manuals+

[Q & A](#) | [Deep Search](#) | [Upload](#)

[manuals.plus](#) /

› [LeapFrog](#) /

› [LeapFrog Tumbling Blocks Fire Truck User Manual](#)

### LeapFrog 80-608300

# LeapFrog Tumbling Blocks Fire Truck User Manual

Model: 80-608300

## INTRODUCTION

---

The LeapFrog Tumbling Blocks Fire Truck is an interactive toy designed for children aged 18 to 36 months. It combines imaginative play with educational elements, helping children learn letters, animal sounds, and develop motor skills.



Figure 1: The LeapFrog Tumbling Blocks Fire Truck with its interactive blocks.

This manual provides instructions for setting up, operating, and maintaining your Tumbling Blocks Fire Truck to ensure a safe and enjoyable experience.

## WHAT'S INCLUDED

---

Please check the package contents to ensure all items are present:

- One (1) Tumbling Blocks Fire Truck™
- Five (5) Interactive Letter Blocks
- One (1) Parent's Guide (this document)

## SETUP

---

### Battery Installation

The Tumbling Blocks Fire Truck requires 2 AA batteries for operation. Batteries included are for demo purposes only; new batteries are recommended for regular use.

1. Locate the battery compartment on the underside of the fire truck.
2. Using a Phillips head screwdriver, loosen the screw on the battery compartment cover.
3. Remove the cover.
4. Insert 2 new AA (LR6) batteries, ensuring correct polarity (+/-) as indicated inside the compartment.
5. Replace the battery compartment cover and tighten the screw securely.

***Note:** Always use fresh batteries of the same type. Do not mix old and new batteries or different types of batteries.*

## OPERATING INSTRUCTIONS

---

### Basic Play

The fire truck features interactive elements that respond to the included blocks and button presses.

- **Interactive Blocks:** Place any of the five interactive blocks into the driver's seat of the fire truck. The truck will announce the letter and animal sound associated with that block.
- **Tumbling Ladder:** Place blocks onto the fire truck's ladder. Raise the ladder to send the blocks tumbling down. Lowering the ladder automatically loads another block for continuous play.
- **Mission Button:** Press the mission button to hear various rescue scenarios and prompts, encouraging imaginative role-play.
- **Music Button:** Press the music button to hear the ABC song.
- **Lights and Sounds:** The truck features flashing lights, a working siren, and a spinning water hose for enhanced play.



Figure 2: Child interacting with the fire truck's driver's seat.

## Storage

When playtime is over, all five interactive blocks can be conveniently stored in the back compartment of the fire truck.





Figure 3: Side view showing the storage area for blocks.

## CARE AND MAINTENANCE

- **Cleaning:** Wipe the toy with a slightly damp cloth. Do not immerse the toy in water.
- **Storage:** Store the toy in a cool, dry place away from direct sunlight.
- **Battery Care:** Remove batteries if the toy will not be used for an extended period to prevent battery leakage.

## TROUBLESHOOTING

Problem	Possible Cause	Solution
Toy does not turn on or respond.	Batteries are low or incorrectly installed.	Replace with new AA batteries, ensuring correct polarity.
Sound is distorted or too quiet.	Low batteries.	Replace with new AA batteries.
Interactive blocks not recognized.	Block not placed correctly in the driver's seat.	Ensure the block is fully seated in the designated area.

## SPECIFICATIONS

Model Number	80-608300
Product Dimensions	4.65 x 12.83 x 7.28 inches




Item Weight	2.87 pounds
Recommended Age	18 months - 3 years
Batteries Required	2 AA batteries (included for demo)
Manufacturer	VTech
Release Date	March 18, 2019

## WARRANTY AND SUPPORT

LeapFrog products are manufactured with high-quality materials and undergo rigorous testing. For information regarding warranty coverage or technical support, please refer to the official LeapFrog website or contact their customer service directly. Keep your purchase receipt as proof of purchase.

© 2024 LeapFrog. All rights reserved.

## Related Documents - 80-608300

	<p><a href="#">LeapBuilders Blue's Clues &amp; You! 81-Piece Jumbo Blocks Box - Parents' Guide</a></p> <p>Official Parents' Guide for the LeapBuilders Blue's Clues &amp; You! 81-Piece Jumbo Blocks Box set by LeapFrog. Learn about package contents, care, maintenance, and compliance information.</p>
	<p><a href="#">LeapFrog Letter-Go-Round Instruction Manual</a></p> <p>Comprehensive instruction manual for the LeapFrog Letter-Go-Round educational toy, covering assembly, features, activities, care, troubleshooting, and compliance information.</p>
	<p><a href="#">LeapFrog Dance-Around Learning Hound Instruction Manual</a></p> <p>Official instruction manual for the LeapFrog Dance-Around Learning Hound, detailing product features, activities, battery installation, care, troubleshooting, and consumer services.</p>

