

Manuals+

[Q & A](#) | [Deep Search](#) | [Upload](#)

manuals.plus /

› [ECHO](#) /

› [ECHO HC-2020 Hedge Trimmer User Manual](#)

ECHO HC-2020

ECHO HC-2020 Hedge Trimmer User Manual

Model: HC-2020 | Brand: ECHO

1. PRODUCT OVERVIEW

The ECHO HC-2020 Hedge Trimmer is a lightweight, gas-powered tool designed for professional-grade performance and dependability. It features a 21.2 cc 2-stroke engine and 20-inch double-sided, double-reciprocating razor-edge blades, offering superior cutting performance.



Image: ECHO HC-2020 Hedge Trimmer, showcasing its orange and black design with the long cutting blade.

Key Features:

- **Engine:** 21.2 cc Gas 2-Stroke Cycle for reliable power.
- **Blade Length:** 20 inches, providing extensive reach for trimming.
- **Blade Type:** Double-sided, double-reciprocating razor-edge blades for efficient and clean cuts.

- **Maintenance:** Equipped with a zero-type grease fitting and tool-less air filter cover for simplified upkeep.
- **Design:** Lightweight construction for reduced user fatigue during extended use.

2. SETUP AND FUELING

Before operating your ECHO HC-2020 Hedge Trimmer, ensure proper setup and fueling for safe and efficient use.

Fuel Requirements:

This hedge trimmer utilizes a 2-stroke engine, requiring a specific fuel mixture of gasoline and 2-stroke engine oil. Always refer to the fuel tank cap or the engine label for the precise mixing ratio (typically 50:1 or 40:1, but verify with the product's specific instructions).

- Use fresh, unleaded gasoline with an octane rating of 89 or higher.
- Use high-quality 2-stroke engine oil specifically designed for air-cooled engines.
- Mix fuel and oil thoroughly in a separate, approved fuel container before pouring into the trimmer's fuel tank.
- Avoid spilling fuel. If spilled, wipe immediately and allow vapors to dissipate before starting.

Initial Setup:

1. **Unpacking:** Carefully remove the hedge trimmer from its packaging. Inspect for any damage.
2. **Blade Cover:** Ensure the blade cover is securely in place when not in use or during transport.
3. **Fueling:** Fill the fuel tank with the correct gasoline/oil mixture. Do not overfill.
4. **Pre-Operation Check:** Before each use, check all fasteners for tightness and ensure the blades are clean and free of debris.

3. OPERATING INSTRUCTIONS

Follow these steps to safely start and operate your ECHO HC-2020 Hedge Trimmer.

Starting the Engine (Cold Start):

1. **Power Switch:** Ensure the engine stop switch is in the "ON" position.
2. **Choke:** Move the choke lever to the "FULL CHOKE" position.
3. **Primer Bulb:** Press the primer bulb several times until fuel is visible in the return line.
4. **Starting Cord:** Hold the trimmer firmly on the ground. Pull the starting cord with a brisk, steady motion until the engine "pops" or attempts to start. Do not pull the cord to its full extension.
5. **Partial Choke:** Once the engine "pops," move the choke lever to the "HALF CHOKE" or "RUN" position (refer to your specific model's markings).
6. **Restart:** Pull the starting cord again until the engine starts and runs.
7. **Warm-up:** Allow the engine to warm up for a few moments before engaging the blades.

Operating the Trimmer:

- Always wear appropriate personal protective equipment (PPE), including eye protection, hearing protection, gloves, and sturdy footwear.
- Maintain a firm grip on both handles. The front handle is designed for comfortable multi-position gripping.
- Keep bystanders, especially children and pets, at a safe distance (at least 50 feet/15 meters).
- Cut with a sweeping motion, allowing the blades to do the work. Avoid forcing the trimmer through thick branches.

- For optimal cutting, use both sides of the double-sided blades.
- To stop the engine, move the engine stop switch to the "OFF" position.

4. MAINTENANCE

Regular maintenance ensures the longevity and optimal performance of your ECHO HC-2020 Hedge Trimmer.

Routine Checks:

- **Air Filter:** Regularly inspect and clean the air filter. The tool-less air filter cover makes this process easy. A dirty air filter can reduce engine performance.
- **Spark Plug:** Check the spark plug periodically. Clean or replace if fouled. Refer to the manual for the correct spark plug type and gap.
- **Blades:** Keep blades sharp and clean. Remove sap and debris after each use. Lubricate blades with a light machine oil to prevent rust and ensure smooth operation.
- **Grease Fitting:** Utilize the zero-type grease fitting to lubricate the gearbox as recommended in the full product manual.
- **General Inspection:** Check for loose screws, damaged parts, or fuel leaks before each use.

For detailed maintenance schedules and procedures, consult the complete ECHO HC-2020 owner's manual.

5. TROUBLESHOOTING

This section provides solutions to common issues you might encounter with your hedge trimmer.

Common Issues and Solutions:

- **Engine Fails to Start:**
 - Check fuel level and ensure it's the correct gas/oil mixture.
 - Verify the engine stop switch is in the "ON" position.
 - Ensure the choke is set correctly for a cold start.
 - Check the spark plug for fouling or damage.
 - Inspect the air filter for blockage.
- **Engine Runs Poorly or Stalls:**
 - Check for stale or incorrect fuel mixture.
 - Clean or replace the air filter.
 - Inspect and clean the spark plug.
 - Ensure the fuel cap vent is not blocked.
- **Blades Not Cutting Effectively:**
 - Blades may be dull and require sharpening.
 - Blades may be dirty or gummed up with sap; clean and lubricate them.
 - Check for bent or damaged blades.

If issues persist after attempting these solutions, it is recommended to contact an authorized ECHO service dealer for professional assistance.

6. SPECIFICATIONS

Detailed technical specifications for the ECHO HC-2020 Hedge Trimmer.







Feature	Specification
Brand	ECHO
Model Number	HC-2020
Power Source	Gasoline-Powered (2-Stroke)
Engine Displacement	21.2 cc
Blade Length	20 Inches
Blade Material	High Carbon Steel
Cutting Width	20 Inches
Item Weight	0.01 Ounces (Note: This weight seems incorrect, likely a data entry error. Refer to official product documentation for accurate weight.)
Package Dimensions	43.5 x 11.5 x 8.8 inches
Color	Multicolor (Orange/Black)
UPC	600186769496

7. WARRANTY AND SUPPORT

For warranty information and product support, please contact the manufacturer directly.

Items classified as hazardous materials or that use flammable liquids or gases are generally non-returnable through retail channels. For service, warranty claims, or technical assistance related to your ECHO HC-2020 Hedge Trimmer, please reach out to ECHO customer support or an authorized ECHO service dealer.

Refer to the official ECHO website or the documentation included with your product for specific contact details and the most current warranty terms and conditions.

	<p>Manual del Operador ECHO GT-225SF Recortadora de Hierba</p> <p>Manual oficial del operador para la recortadora de hierba ECHO GT-225SF. Incluye información esencial sobre seguridad, operación, mantenimiento y especificaciones para garantizar un uso seguro y eficiente.</p>
	<p>ECHO GT-225SF Curved Shaft Trimmer Parts Catalog</p> <p>Comprehensive parts catalog for the ECHO GT-225SF Curved Shaft Trimmer, detailing all components, part numbers, and descriptions for maintenance and repair. Includes diagrams and part lists.</p>
	<p>ECHO SRM-3020T Grass Trimmer / Brushcutter Operator's Manual</p> <p>Comprehensive operator's manual for the ECHO SRM-3020T Grass Trimmer / Brushcutter, detailing safety, operation, maintenance, and troubleshooting. Essential guide for safe and effective use of ECHO equipment.</p>
	<p>ECHO SRM-3020U Grass Trimmer / Brushcutter Operator's Manual</p> <p>Comprehensive operator's manual for the ECHO SRM-3020U Grass Trimmer / Brushcutter, providing essential information on safety, operation, assembly, maintenance, and troubleshooting for optimal performance and user protection.</p>
	<p>ECHO PE-225 Manual del Operador: Guía de Uso y Seguridad para Recortadora de Bordes Motorizada</p> <p>Guía completa del operador para la recortadora de bordes motorizada ECHO PE-225. Incluye instrucciones de seguridad, operación, mantenimiento y especificaciones técnicas para un uso seguro y eficiente.</p>
	<p>ECHO SRM-3020U Recortadora de Hierba / Desbrozadora: Manual del Operador</p> <p>Manual completo del operador para la recortadora de hierba/desbrozadora ECHO SRM-3020U, cubriendo seguridad, operación, mantenimiento y especificaciones. Aprenda a usar su equipo ECHO de manera eficiente y segura.</p>