

## UtechSmart GMS-X5

# UtechSmart RGB Gaming Mouse Pad (Model GMS-X5) Instruction Manual

Brand: UtechSmart | Model: GMS-X5

## 1. INTRODUCTION

This manual provides instructions for the UtechSmart RGB Gaming Mouse Pad, Model GMS-X5. This extended mouse pad features customizable RGB lighting, a smooth surface for precise mouse control, and a stable anti-slip base. Please read this manual thoroughly to ensure proper use and care of your device.



Image 1.1: UtechSmart RGB Gaming Mouse Pad integrated into a gaming setup.

## 2. PACKAGE CONTENTS

- UtechSmart RGB Gaming Mouse Pad (Model GMS-X5)
- USB Power Cable

## 3. SETUP

Setting up your UtechSmart RGB Gaming Mouse Pad is a simple plug-and-play process. No additional drivers

or software are required.

1. Unroll the mouse pad and place it on a flat, stable surface.
2. Connect the provided USB power cable to the control box on the mouse pad.
3. Plug the other end of the USB cable into an available USB port on your computer or a compatible USB power adapter.
4. The RGB lighting will illuminate, indicating the mouse pad is powered on and ready for use.



*Image 3.1: The UtechSmart RGB Gaming Mouse Pad with its USB connection point.*

## 4. OPERATING INSTRUCTIONS

The UtechSmart RGB Gaming Mouse Pad features a single control button for managing its lighting effects and brightness levels.

### 4.1 Lighting Modes

The mouse pad offers 14 distinct lighting modes, including 7 static colors and various dynamic effects:

- **Static Colors:** Red, Yellow, Green, Cyan, Blue, Purple, White
- **Dynamic Modes:** Alternating Wave, Synchronizing Wave, Alternating Flash, Alternating Red Changing, Lights Off, Synchronize Breathing, Alternate Breathing

To cycle through the lighting modes, **press the control button once**.



Image 4.1: Visual representation of the 14 lighting modes available.

## 4.2 Brightness Adjustment

The mouse pad supports 2 brightness levels for each lighting mode.  
To adjust the brightness, **press the control button twice quickly.**

## 4.3 Power On/Off

To turn the RGB lighting on or off, **press and hold the control button for approximately 3 seconds** The mouse pad will remember your last lighting mode and brightness setting when powered back on.





Image 4.2: The control button and its functions for lighting and power.

## 5. MAINTENANCE

Proper maintenance ensures the longevity and performance of your UtechSmart RGB Gaming Mouse Pad.

### 5.1 Cleaning the Surface

The mouse pad features a waterproof surface, making it resistant to spills and easy to clean.

- For minor spills, gently wipe the surface with a damp cloth.
- For more stubborn dirt, use a mild soap solution and a soft cloth. Ensure the mouse pad is completely

dry before reconnecting it to power.

- Avoid using harsh chemicals or abrasive materials, as these can damage the surface and lighting elements.




Image 5.1: The waterproof surface repels liquids, simplifying cleaning.

### 5.2 Storage

When not in use for extended periods, it is recommended to gently roll up the mouse pad (with the surface facing outwards) to prevent creases. Store it in a cool, dry place.

## 6. TROUBLESHOOTING

If you encounter any issues with your UtechSmart RGB Gaming Mouse Pad, please refer to the following common solutions:

Problem	Possible Cause	Solution
RGB lighting does not turn on.	No power or loose connection.	Ensure the USB cable is securely connected to both the mouse pad and a powered USB port. Try a different USB port or power adapter.
Lighting modes or brightness cannot be changed.	Control button malfunction or temporary glitch.	Press the control button firmly. Disconnect and reconnect the USB cable to reset the device.
Mouse tracking is inconsistent.	Dirty surface or uneven placement.	Clean the mouse pad surface as described in Section 5.1. Ensure the mouse pad is placed on a flat, even surface.

## 7. SPECIFICATIONS

Detailed specifications for the UtechSmart RGB Gaming Mouse Pad (Model GMS-X5):

- **Brand:** UtechSmart
- **Model Number:** GMS-X5
- **Manufacturer:** UtechSmart Technology
- **Dimensions:** 31.5 x 11.8 x 0.2 inches (800 x 300 x 5 mm)



- **Item Weight:** 11.3 ounces
- **Color:** RGB (Multi-color lighting)
- **Shape:** Rectangular
- **Material Type:** Rubber
- **Number of Items:** 1
- **Special Features:** Non-slip base, Waterproof surface, Wrist support (due to thickness)
- **Lighting Modes:** 14 (7 static, 7 dynamic)
- **Brightness Levels:** 2



Image 7.1: The large size of the mouse pad, suitable for keyboard and mouse.



Image 7.2: Detailed dimensions of the UtechSmart RGB Gaming Mouse Pad.

## 8. WARRANTY AND SUPPORT

UtechSmart is committed to providing quality products and customer satisfaction.

### 8.1 Warranty Information

This product is covered by an **18-month warranty** from the date of purchase. This warranty covers manufacturing defects and ensures hassle-free replacement or return for eligible issues.



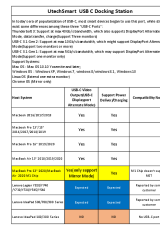



### 8.2 Customer Support

For any questions, technical assistance, or warranty claims, please contact UtechSmart customer support. Our team is available **7 days a week, 24 hours a day** to assist you.

For contact information, please visit the official UtechSmart website or refer to the product packaging.



Image 8.1: UtechSmart customer care commitment.

	<p><a href="#">UtechSmart Venus MMO Gaming Mouse: 16400 DPI Laser Precision, Programmable Buttons, RGB Lighting - User Manual</a></p> <p>Comprehensive user manual for the UtechSmart Venus MMO Gaming Mouse, detailing installation, software configuration, specifications, features like 16400 DPI, programmable buttons, RGB lighting, and warranty information.</p>
	<p><a href="#">UtechSmart USB C Hub Troubleshooting Guide: Display &amp; Charging Issues</a></p> <p>Troubleshoot common problems with the UtechSmart USB C to HDMI adapter, covering display mirroring, charging capabilities, and 4K resolution compatibility. Find solutions for dual HDMI setups and contact Amazon for support.</p>
	<p><a href="#">UtechSmart USB-C Docking Station Compatibility Guide</a></p> <p>Detailed compatibility matrix for the UtechSmart USB-C Docking Station, outlining support for DisplayPort Alternate Mode and Power Delivery/Charging across a wide range of laptop models from manufacturers including Apple, Lenovo, Dell, HP, Microsoft, Asus, MSI, Acer, and more.</p>
	<p><a href="#">UtechSmart Quadruple Display Docking Station Compatibility Guide</a></p> <p>Comprehensive compatibility guide for the UtechSmart Quadruple Display Docking Station (DisplayLink). This document details support for various laptop models from major manufacturers including Apple, Lenovo, Dell, HP, Huawei, Microsoft, Asus, MSI, and Acer, specifying USB-C port requirements and display output capabilities.</p>
	<p><a href="#">DIY Guide: Flattening and Repairing a Pink RGB Mouse Pad</a></p> <p>Learn how to flatten a curled pink RGB mouse pad and fix unevenness caused by transport or manufacturing. This guide provides step-by-step instructions for DIY repair of Mytrix mouse pads.</p>
	<p><a href="#">Namo GMS 0006 to 1500 Medical Sterile Filters Parts Guide</a></p> <p>Comprehensive parts guide for Namo GMS 0006 to 1500 medical sterile filters, detailing service intervals, filter elements, spares, accessories, and mounting kits.</p>