

MEGATEK DP-260M55HD

MEGATEK Region-Free DVD Player User Manual

Model: DP-260M55HD

INTRODUCTION

Thank you for choosing the MEGATEK Region-Free DVD Player. This manual provides essential information for setting up, operating, and maintaining your new device. Designed for a versatile home entertainment experience, this player supports a wide range of disc formats and offers 1080P upscaling for enhanced picture quality.

Please read this manual thoroughly before using the product to ensure proper operation and to maximize its features.

WHAT'S IN THE BOX

Upon opening your MEGATEK DVD Player package, you should find the following items:

- DVD Player Unit
- Remote Control
- HDMI Cable (5 ft)
- RCA Cable (4 ft)
- Instruction Manual (this document)

What's in the Box.



DVD Player



User manual



Remote Control



HDMI Cable - 5 ft



RCA Cable - 4 ft

Image: All components included in the MEGATEK DVD Player package.

SETUP

Connecting to Your TV

The MEGATEK DVD Player offers multiple connection options to suit various television setups:

- **HDMI Connection (Recommended):** For the best audio and video quality, connect the included HDMI cable from the "HDMI OUT" port on the DVD player to an available "HDMI IN" port on your TV. This single cable transmits both high-definition video and digital audio.
- **RCA AV Connection:** For older televisions or alternative setups, use the included 3 x RCA AV cables. Connect the yellow (video), white (left audio), and red (right audio) plugs from the DVD player's "VIDEO" and "AUDIO" outputs to the corresponding inputs on your TV.
- **Coaxial Digital Audio Output:** For enhanced surround sound, connect an optional coaxial digital audio cable (not included) from the "COAXIAL" port on the DVD player to a compatible audio receiver or sound system.

Simple Connections.

Connect to smart HD TV with one HDMI cable, or to older TV with 3 x RCA cables. Enjoy cinematic surround sound with Coaxial digital audio connection to compatible speaker system.



HDMI Cable
(included)



3 x RCA Cables
(included)



Coaxial Cable
(not included)



Image: Various connection ports on the MEGATEK DVD Player.

Powering On

After connecting the player to your TV, plug the power cord into a standard electrical outlet. Press the Power button on the front of the unit or on the remote control to turn on the player. The display will illuminate.

Initial Setup Video Guide

Your browser does not support the video tag.

Video: An official overview of the Megatek DuraPlay DVD Player, demonstrating its HDMI and USB port features and general setup.

OPERATING INSTRUCTIONS

Disc Playback

The MEGATEK DVD Player supports a wide array of disc formats, including DVD, DVD+R, DVD+RW, DVD-R, DVD-RW, VCD, CD, HDCD, and MP3/WMA/JPEG files on CD-R/RW discs. **Note: This player does not support Blu-ray discs.**

1. Press the **Open/Close** button on the player or remote control to open the disc tray.
2. Place a disc gently onto the disc tray with the label side facing up.
3. Press the **Open/Close** button again to close the tray. The player will automatically begin reading the disc.
4. Use the remote control to navigate menus and control playback (Play, Pause, Stop, Skip, Fast Forward, Rewind).



Image: The MEGATEK DVD Player's multi-functional capabilities.

USB Playback

The player features a USB port for playing digital audio (MP3/WMA) and picture (JPEG) files directly from a USB flash drive. It supports drives up to 128GB formatted as FAT32.

1. Insert your USB flash drive into the USB port on the front of the DVD player.
2. The player will automatically detect the USB drive and display its contents.
3. Use the remote control to browse and select files for playback.



Image: USB port for playing various media formats.

Remote Control Functions

The included full-function remote control provides convenient access to all player features. Key functions include:

- **Power:** Turns the player on or off.
- **Open/Close:** Opens and closes the disc tray.
- **Play/Pause:** Starts or pauses playback.
- **Stop:** Stops playback.
- **Skip (<< / >>):** Skips to the previous or next track/chapter.
- **Fast Forward/Rewind:** Speeds up or rewinds playback.
- **Zoom:** Magnifies the picture during playback.
- **Repeat:** Repeats a track, chapter, or entire disc.
- **Resume:** Automatically resumes playback from where it was stopped (multi-disc resume supported).
- **Parental Control:** Allows setting restrictions on disc playback.

Easy-to-Operate.

Operate with the upgraded full-function remote control with better pressing response and operation range, and the well-designed controls on the player.



Image: The MEGATEK DVD Player and its remote control.

MAINTENANCE

Proper care and maintenance will ensure the longevity and optimal performance of your MEGATEK DVD Player.

- **Cleaning the Unit:** Use a soft, dry cloth to wipe the exterior of the player. Do not use liquid cleaners or aerosol sprays, as they may damage the finish or internal components.
- **Disc Care:** Handle discs by their edges to avoid fingerprints and scratches. Store discs in their cases when not in use. If a disc is dirty, gently wipe it from the center outwards with a soft, lint-free cloth. Do not use abrasive materials.
- **Ventilation:** Ensure the player has adequate ventilation. Do not block the ventilation slots on the sides or back of the unit. Avoid placing the player in enclosed spaces or on soft surfaces that may obstruct airflow.
- **Environmental Conditions:** Keep the player away from direct sunlight, heat sources, and excessive moisture.

TROUBLESHOOTING

If you encounter issues with your MEGATEK DVD Player, please refer to the following common problems and solutions:

Problem	Possible Cause	Solution
No power	Power cord not connected; Power outlet not active.	Ensure the power cord is securely plugged into the player and a working electrical outlet. Try a different outlet.
No picture/sound	Incorrect input selected on TV; Loose/damaged cables; Incorrect connection.	Select the correct input source (e.g., HDMI 1, AV) on your TV. Check all cable connections (HDMI, RCA) are secure. Ensure cables are connected to the correct input/output ports. If using HDMI, try a different HDMI cable as some reviews indicate issues with the supplied one.
Disc not playing/Disc error	Disc is dirty, scratched, or incompatible format; Disc inserted incorrectly.	Clean the disc with a soft cloth. Check for deep scratches. Ensure the disc is inserted label-side up. Verify the disc format is supported (not Blu-ray).
Remote control not working	Batteries are dead or inserted incorrectly; Obstruction between remote and player.	Replace batteries with new AAA batteries, ensuring correct polarity. Remove any obstacles between the remote and the player's sensor.
Intermittent blackouts/picture issues	HDMI cable quality; TV compatibility.	Try using a higher quality HDMI cable. Ensure your TV's firmware is up to date.

If the problem persists after trying these solutions, please contact MEGATEK customer support for further assistance.

SPECIFICATIONS

Feature	Detail
Brand	MEGATEK
Model Number	DP-260M55HD
Dimensions (L x W x H)	10.2 x 7.8 x 1.5 inches (260 x 195 x 40 mm)
Item Weight	2.25 pounds
Color	Black
Supported Media Types	DVD, DVD+R, DVD+RW, DVD-R, DVD-RW, VCD, CD, HDCD, MP3/WMA/JPEG (on CD-R/RW)
Region Compatibility	All Regions (Region-Free)
Upscaling Resolution	1080p Full HD
Connectivity	HDMI, USB 2.0, RCA AV, Coaxial Digital Audio Out

Feature	Detail
USB Support	Up to 128GB (FAT32 format only)
Special Features	Multi-Format Playback, Region Free, 1080p Upscaling, Durable Metal Housing, Progressive Scan, Fast Reading, Error Correction, Anti-Shock
Power Consumption (On-mode)	6 watts



Image: Dimensions and design features of the MEGATEK DVD Player.

WARRANTY AND SUPPORT

MEGATEK is committed to providing high-quality products and excellent customer service.





- **Warranty:** Your MEGATEK DVD Player comes with a 12-month warranty from the date of purchase, covering manufacturing defects.



- **Exchange/Return:** A 12-month exchange or return policy is available for eligible products.
- **Technical Support:** Lifetime technical support is provided for your product.
- **Customer Service:** For any questions, problems, or support inquiries, please contact MEGATEK customer service via Amazon buyer-seller messaging (available 24/7).



Image: MEGATEK customer support information.

Related Documents - DP-260M55HD

	<p>MEGATEK DP-260M55HD Quick Start Guide: Setup and Operation</p> <p>A concise guide to setting up and operating the MEGATEK DP-260M55HD DVD player, covering TV connection, remote control usage, power on, disc playback, and USB drive functionality.</p>
	<p>Megatek DuraPlay DP-260M55HD DVD Player User Manual</p> <p>Comprehensive user manual for the Megatek DuraPlay DP-260M55HD DVD Player, covering setup, operation, features, troubleshooting, and warranty information.</p>
	<p>Megatek DP-225M66HD Quick Start Guide</p> <p>A concise guide to setting up and using the Megatek DP-225M66HD DVD Player, including connecting to TV, using the remote control, powering on, selecting OSD language, playing discs, and playing USB flash drives.</p>
	<p>Megatek PD-1256 Portable DVD Player User Manual</p> <p>Comprehensive user manual for the Megatek PD-1256 portable DVD player, covering setup, operation, features, troubleshooting, and warranty information.</p>

<div><p>MEGATEK Portable DVD Player PD-1256</p><p>User's Manual</p><p>One (1) Year Full Replacement for Defective Products. Contact us if you have any questions. • 1-800-888-8888 • sales@megatek.com • www.megatek.com</p></div>	<p>Megatek PD-1256 Portable DVD Player User Manual</p> <p>Comprehensive user manual for the Megatek PD-1256 portable DVD player, detailing setup, operation, features, troubleshooting, and warranty information for optimal user experience.</p>
<div><p>MEGATEK Portable DVD Player PD-1256</p><p>User's Manual</p><p>One (1) Year Full Replacement for Defective Products. Contact us if you have any questions. • 1-800-888-8888 • sales@megatek.com • www.megatek.com</p></div>	<p>MEGATEK PD-1256 Portable DVD Player User's Manual</p> <p>Comprehensive user manual for the MEGATEK PD-1256 Portable DVD Player, covering setup, operation, features, troubleshooting, and warranty information.</p>