



[Manuals.plus](#) /

› [Malwarebytes](#) /

› Malwarebytes Premium Software Instruction Manual (18 Months, 2 Devices)

Malwarebytes MAL951800F113

Malwarebytes Premium Software Instruction Manual (18 Months, 2 Devices)

Model: MAL951800F113

INTRODUCTION

This manual provides essential information for the installation, operation, and maintenance of your Malwarebytes Premium software. Malwarebytes Premium offers comprehensive protection against various online threats, including malware, ransomware, viruses, adware, spyware, and malicious websites. This version provides an 18-month subscription for up to 2 devices, compatible with Windows, Mac, and Android operating systems.

1 year subscription



2
Devices

Malwarebytes™

PREMIUM



Smarter than traditional antivirus.
Crushes threats that others don't.



Image: The Malwarebytes Premium software keycard packaging, indicating an 18-month subscription for 2 devices across Windows, iOS, and Android platforms.

SETUP AND ACTIVATION

To begin using your Malwarebytes Premium software, follow these steps:

1. **Retrieve Your License Key:** Your license key is provided on the mailed keycard. Locate this key as it is required for activation.
2. **Download the Software:** Visit the official Malwarebytes website to download the appropriate installer for your operating system (Windows, Mac, or Android). Ensure you download from the official source to avoid counterfeit software.
3. **Install the Software:**
 - **For Windows/Mac:** Run the downloaded installer and follow the on-screen prompts. Accept the terms and conditions and choose your installation preferences.
 - **For Android:** Download the app from the Google Play Store.
 - **For iOS:** Download the app from the Apple App Store.
4. **Activate Your Subscription:**
 - After installation, open the Malwarebytes application.
 - Look for an "Activate License" or "My Account" section within the application.
 - Enter the license key found on your keycard into the designated field.
 - Follow any additional prompts to complete the activation process.

Upon successful activation, your Malwarebytes Premium protection will become active.

OPERATING THE SOFTWARE

Malwarebytes Premium is designed for ease of use, providing robust protection with minimal user intervention. The main dashboard provides an overview of your protection status.

Dashboard Overview

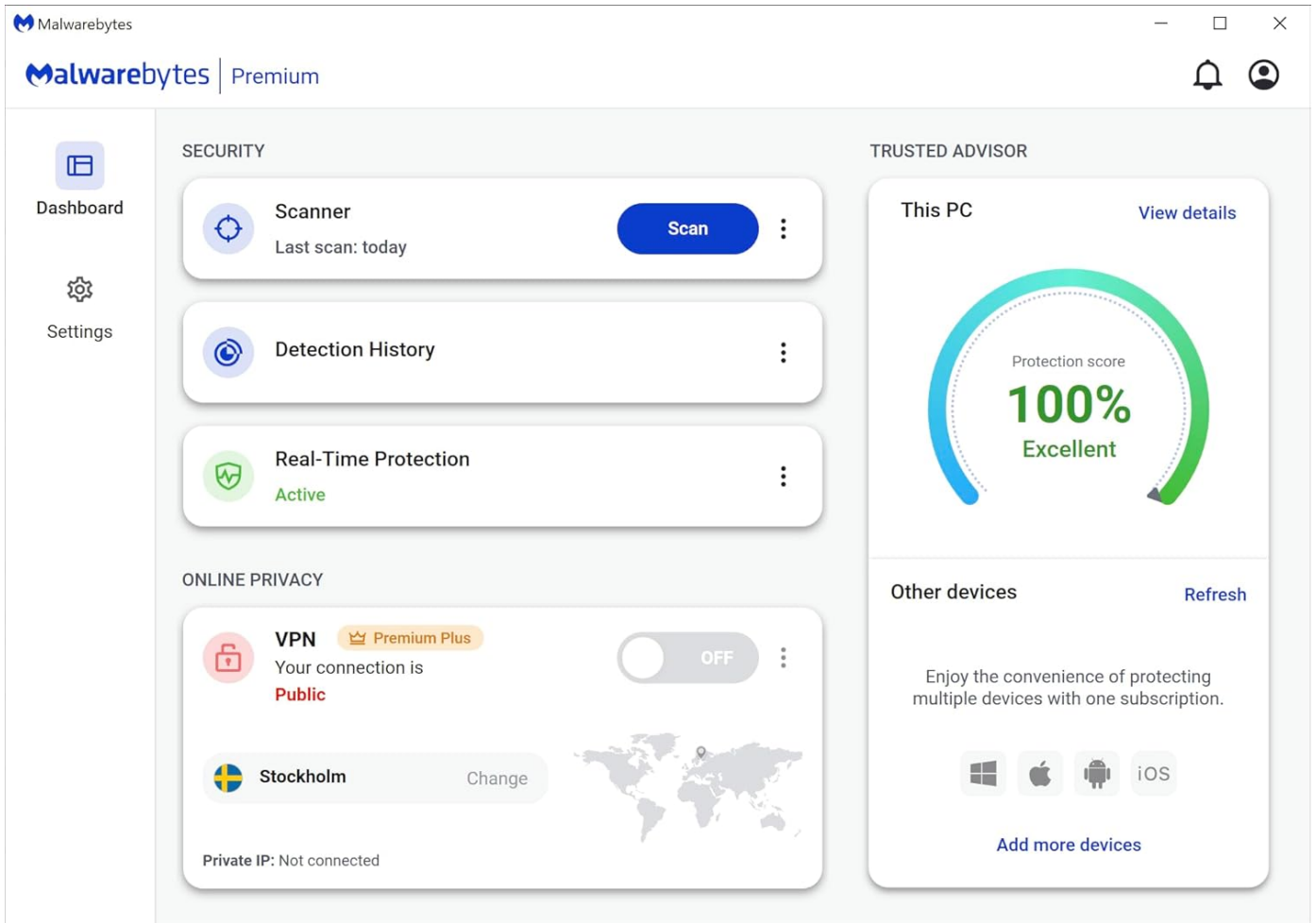


Image: The Malwarebytes Premium dashboard showing a "100% Excellent" protection score, with sections for Scanner, Detection History, Real-Time Protection, and Online Privacy (VPN).

The dashboard displays your current protection status, including real-time protection, scan history, and any detected threats. You can access various features from this central interface.

Scanning for Threats

Regular scans are crucial for maintaining device security. Malwarebytes Premium offers different scan options:

- **Threat Scan:** A quick scan that checks critical areas of your system for active threats.
- **Custom Scan:** Allows you to select specific files or folders to scan.
- **Hyper Scan:** A very fast scan that checks for active threats in memory and startup items.

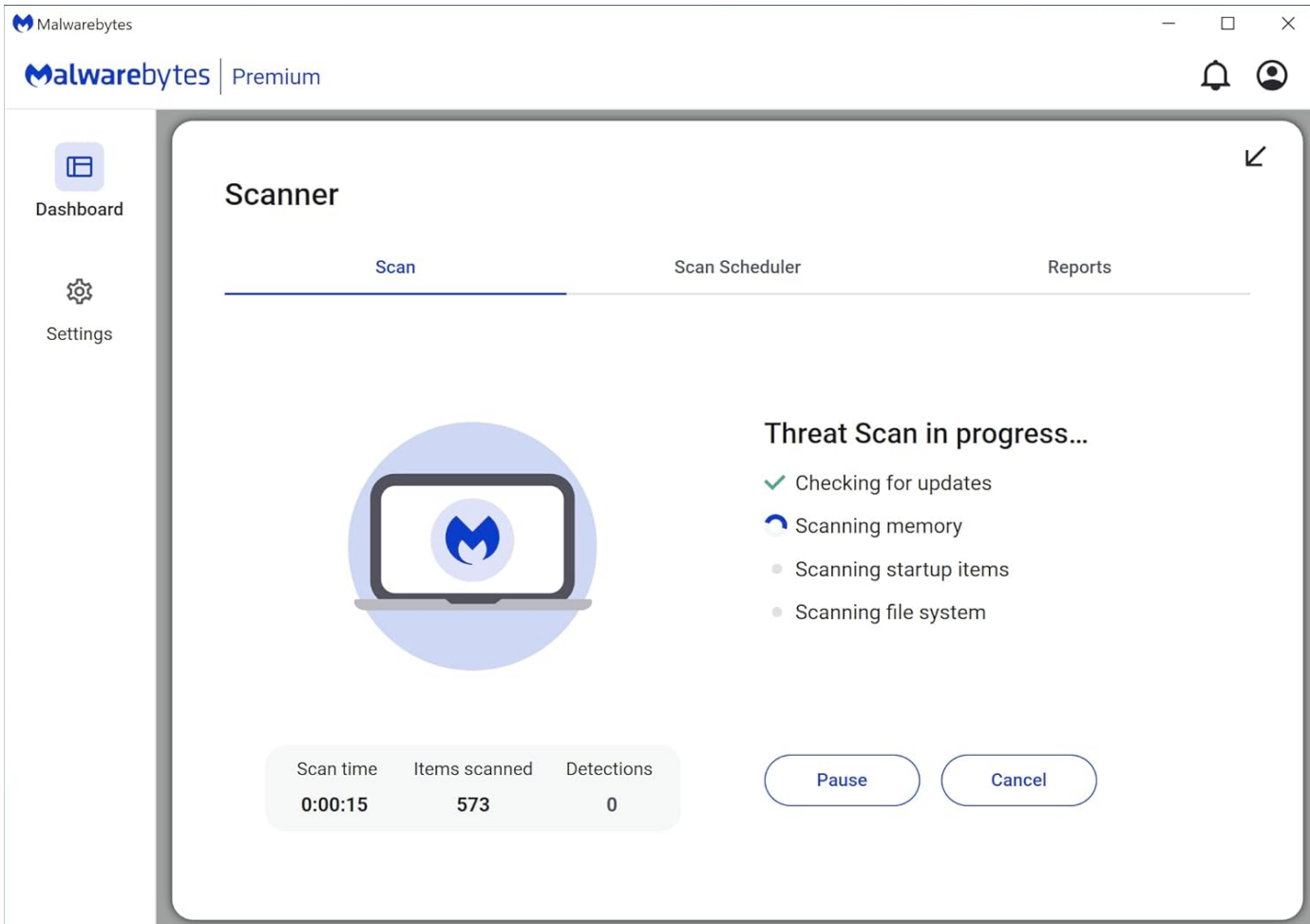


Image: A screenshot of the Malwarebytes Premium interface showing a "Threat Scan in progress," indicating checks for updates, scanning memory, startup items, and the file system.

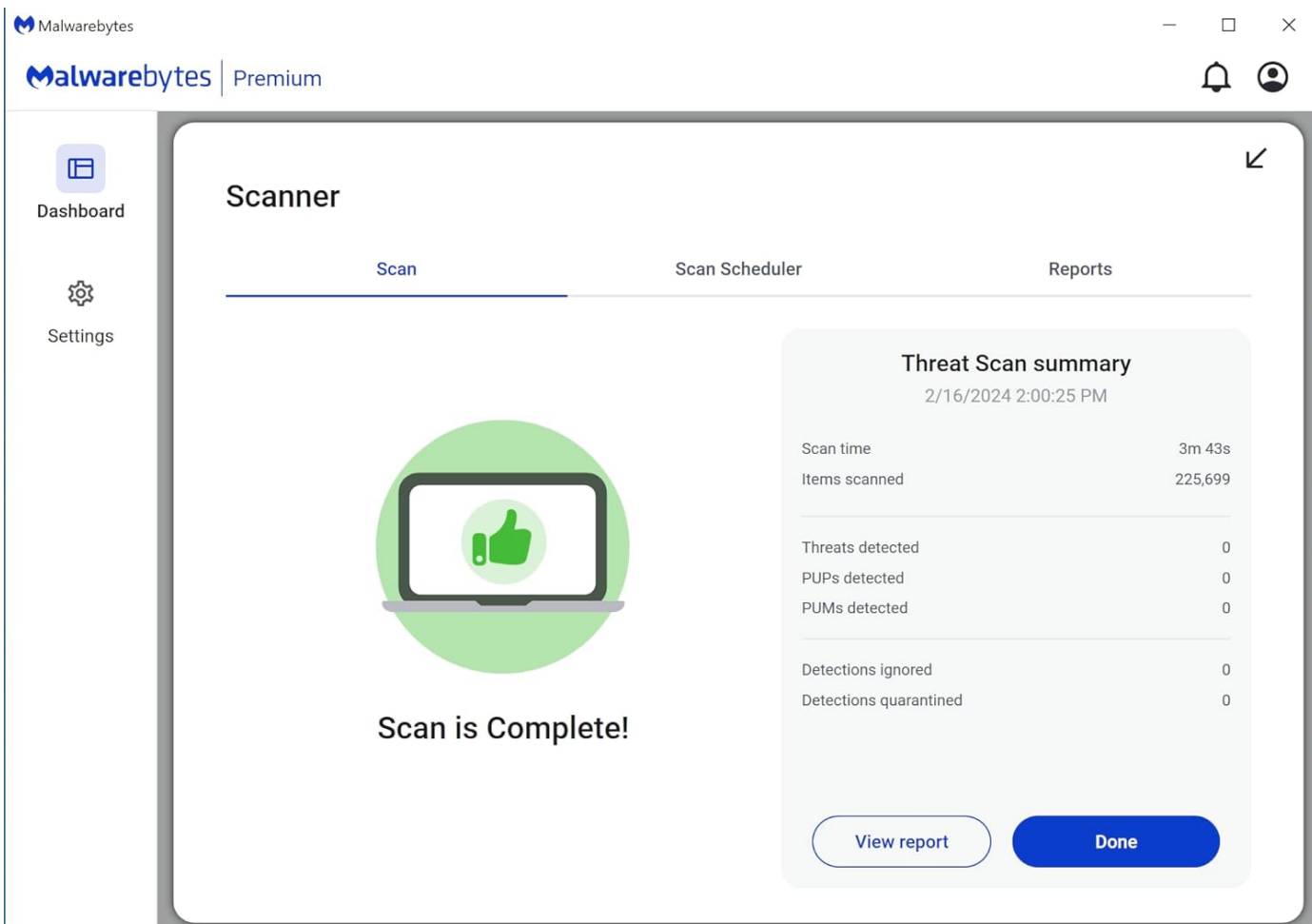


Image: The Malwarebytes Premium "Scan is Complete!" screen, displaying a summary of the threat scan including scan time, items scanned, threats detected, and detections quarantined.

To initiate a scan, navigate to the "Scanner" section on the dashboard and select your desired scan type. The software will then analyze your system and report any findings.

Real-Time Protection

Malwarebytes Premium includes several layers of real-time protection that actively monitor your system for threats:

- **Web Protection:** Blocks access to malicious websites and phishing scams.
- **Malware & PUP Protection:** Detects and blocks malware and potentially unwanted programs.
- **Ransomware Protection:** Shields your files from ransomware attacks.
- **Exploit Protection:** Protects against vulnerabilities in legitimate software.

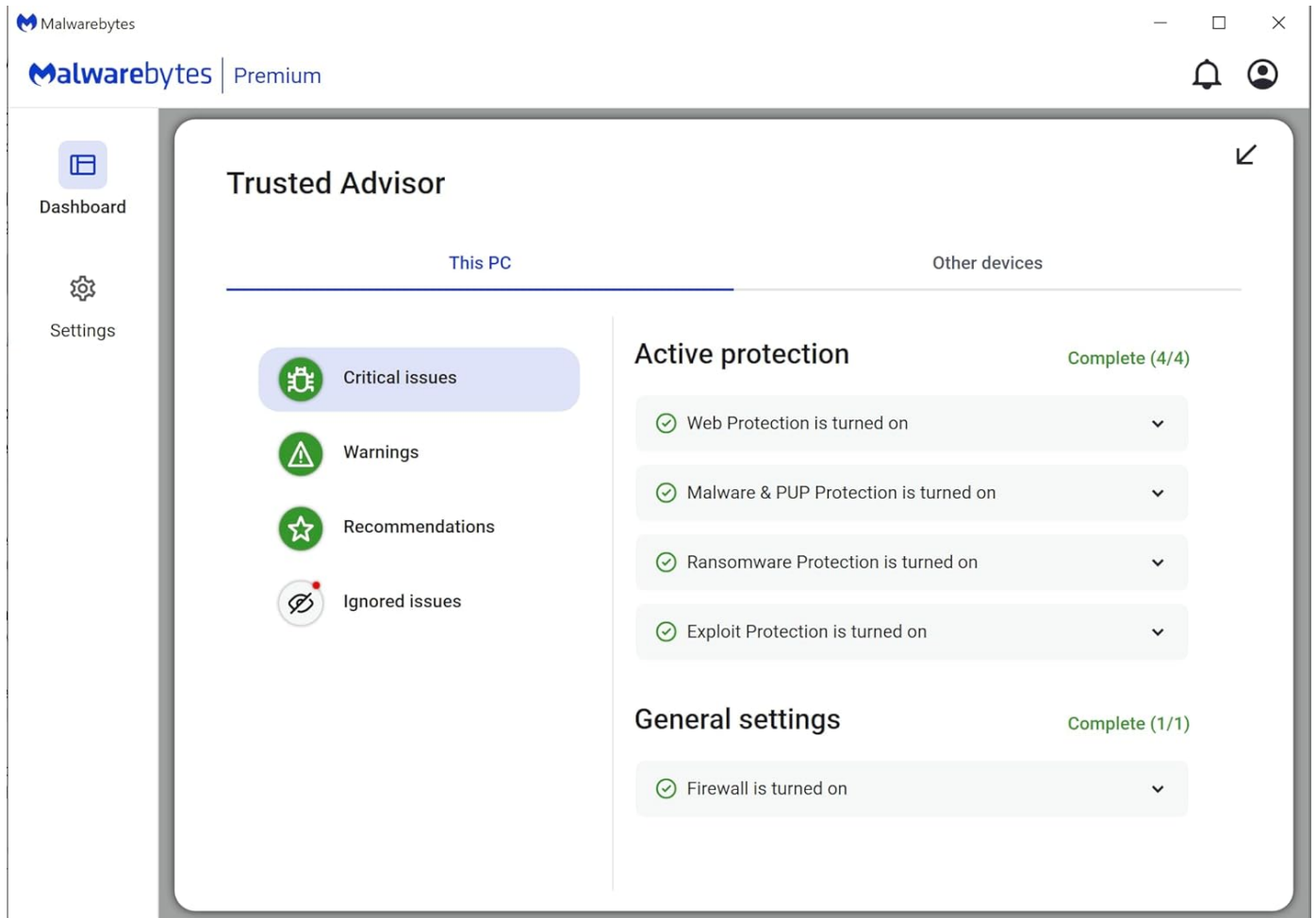


Image: The Malwarebytes Premium "Trusted Advisor" screen, showing all active protection layers enabled, including Web Protection, Malware & PUP Protection, Ransomware Protection, and Exploit Protection.

These protection layers work continuously in the background to safeguard your devices without significantly impacting performance.

MAINTENANCE

To ensure optimal protection, regular maintenance of your Malwarebytes Premium software is recommended:

- **Software Updates:** Malwarebytes regularly releases updates to its threat database and application features. Ensure automatic updates are enabled in the settings to receive the latest protection.
- **Scheduled Scans:** Configure scheduled scans to run automatically at a convenient time. This ensures your system is regularly checked for threats even when you're not actively using it.

- **Review Scan History:** Periodically check the "Detection History" to review past scans and ensure all detected threats have been addressed.

TROUBLESHOOTING

If you encounter issues with your Malwarebytes Premium software, consider the following common solutions:

- **Activation Issues:**
 - Double-check your license key for typos.
 - Ensure your device has an active internet connection during activation.
 - If issues persist, contact Malwarebytes support with your license key and purchase details.
- **Performance Slowdown:**
 - While Malwarebytes is designed to be lightweight, some system configurations might experience minor slowdowns during intensive scans.
 - Adjust scan schedules to run during off-peak hours.
 - Ensure your operating system and other software are up to date.
- **False Positives:**
 - Occasionally, legitimate files or websites might be flagged as threats.
 - You can add these items to the exclusion list within the Malwarebytes settings, but exercise caution and ensure they are genuinely safe.
- **Software Not Updating:**
 - Verify your internet connection.
 - Check your firewall settings to ensure Malwarebytes is allowed to access the internet.
 - Manually initiate an update from the application's settings.

SPECIFICATIONS

Product Name	Malwarebytes Premium Software
Model Number	MAL951800F113
Subscription Term	18 Months
Number of Devices	2 Devices
Compatible Platforms	Windows (7, 8, 8.1, 10, 11), Mac OS X, Android, Apple iOS, Chrome
Product Dimensions (Keycard)	5.25 x 1.25 x 7.5 inches
Item Weight (Keycard)	1.45 ounces
Manufacturer	Malwarebytes

WARRANTY AND SUPPORT

For detailed warranty information and technical support, please refer to the official Malwarebytes website or the

documentation included with your keycard. Malwarebytes offers dedicated customer support to assist with installation, activation, and any technical issues you may encounter.

Online Support: Visit the [Malwarebytes Support Center](#) for FAQs, knowledge base articles, and contact options.

Contact Information: Specific contact details for support may vary by region and are typically available on the Malwarebytes website.