

Manuals+

[Q & A](#) | [Deep Search](#) | [Upload](#)

[manuals.plus](#) /

› [mDesign](#) /

› [mDesign Stainless Steel Toilet Bowl Brush and Holder Set, Modern Metal Compact Storage Organizer Cleaner Scrubber for Toilet - Heavy Duty Cleaning Plunger for Bathroom, Mirri Collection, Soft Brass](#)

mDesign 06997MDBAEU

Instruction Manual

mDesign Stainless Steel Toilet Bowl Brush and Holder Set

Model: 06997MDBAEU

PRODUCT OVERVIEW

The mDesign Stainless Steel Toilet Bowl Brush and Holder Set provides a discreet and efficient solution for bathroom cleaning. Designed with a compact footprint, it fits easily into tight spaces while offering durable construction and effective cleaning capabilities.





Image: The complete mDesign toilet bowl brush and holder set, showcasing its sleek design and soft brass finish.

SETUP AND ASSEMBLY

Your mDesign Toilet Bowl Brush and Holder Set requires minimal assembly. Follow these steps to prepare your new cleaning tool:

1. Unpack all components from the packaging. You should find the cylindrical holder, the brush handle, and the brush head.
2. Locate the threaded end of the brush handle and the corresponding threaded opening on the brush head.
3. Carefully screw the brush head onto the handle. Ensure it is tightened securely to prevent wobbling during use.
4. Place the assembled brush into the cylindrical holder. The holder is designed to discreetly conceal the brush when not in use.



Image: The individual components of the toilet brush and holder, including the brush head, handle, and cylindrical container, laid out for assembly.

OPERATING INSTRUCTIONS

The mDesign Toilet Bowl Brush is designed for effective and hygienic cleaning of toilet bowls.

- Remove the brush from its holder. The discreet cover on the handle helps to minimize splash.
- Use the sturdy-bristled brush head to clean the interior surfaces of the toilet bowl, including hard-to-reach areas under the rim.
- After cleaning, allow excess water to drip off the brush into the toilet bowl before returning it to the holder.
- Place the brush back into its cylindrical holder for discreet storage.



Image: A hand demonstrating the proper way to place the toilet brush back into its holder, highlighting the discreet design.

MAINTENANCE AND CARE

Proper maintenance ensures the longevity and hygiene of your toilet brush and holder set.

- **Regular Cleaning:** Periodically clean the brush head with a disinfectant cleaner. Rinse thoroughly with water.
- **Holder Cleaning:** The cylindrical holder can accumulate moisture and residue. Empty any liquid from the holder and clean its interior and exterior with a mild soap and water solution. Dry thoroughly before replacing the brush.
- **Drying:** Allow the brush to air dry as much as possible before placing it back into the holder to prevent moisture buildup and potential "crust marks" inside the holder.
- **Brush Head Replacement:** The brush head is designed to be interchangeable. If the bristles become worn or ineffective, unscrew the old brush head and replace it with a new one.
- **Material Care:** The durable stainless steel construction is resistant to rust. Avoid abrasive cleaners that could scratch the finish.

TROUBLESHOOTING

Here are solutions to common issues you might encounter:

Issue	Possible Cause	Solution
Brush head feels loose or wobbly.	Brush head not securely tightened to the handle.	Ensure the brush head is screwed on tightly to the handle. Periodically check and re-tighten if necessary.
Unpleasant odor or residue inside the holder.	Moisture or cleaning residue buildup.	Empty any liquid from the holder. Clean the interior thoroughly with soap and water, then dry completely before storing the brush. Allow the brush to drip dry before returning it to the holder.
Brush bristles are worn or ineffective.	Normal wear and tear.	Replace the brush head. The design allows for easy replacement.

SPECIFICATIONS

- Brand:** mDesign
- Model Number:** 06997MDBAEU
- Color:** Soft Brass
- Handle Material:** Metal
- Product Dimensions:** 4.5"L x 4.5"W x 14"H
- Item Weight:** 1.12 pounds (0.51 Kilograms)
- Included Components:** Holder
- Special Feature:** Sturdy
- Item Firmness Description:** Medium

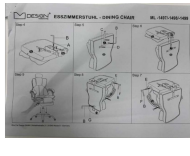









WARRANTY AND SUPPORT

For information regarding warranty, returns, or product support, please refer to the retailer's policy where the product was purchased or visit the official mDesign website. Keep your purchase receipt for any warranty claims.

Contact Information:

- **Brand:** mDesign
- **Website:** [Visit the mDesign Store on Amazon](#)

Related Documents - 06997MDBAEU

	<p>MDESIGN Dining Chair Assembly Instructions (Models ML-1497, ML-1498, ML-1499)</p> <p>Step-by-step assembly guide for MDESIGN dining chairs, models ML-1497, ML-1498, and ML-1499. Includes detailed textual descriptions of assembly steps and parts.</p>
	<p>mDesign:  </p> <p>mDesign    </p>
	<p>Maximizing Small Closet Space: Expert Tips for Organization</p> <p>Discover practical and SEO-friendly tips for organizing small closets, including space-saving hangers, vertical folding, and smart storage solutions to maximize your wardrobe space.</p>
	<p>Care Plus Rider (UDR): Comprehensive Coverage for Cancer and Chronic Kidney Failure</p> <p>Explore the Care Plus Rider (UDR) from Muang Thai Life Assurance, designed to provide significant financial protection for critical illnesses like Cancer and Chronic Kidney Failure. Learn about its benefits, coverage details, modern treatment support, mental health provisions, and underwriting criteria.</p>