

[Manuals.plus](#) /

> [Samsonite](#) /

> Samsonite Solyte DLX 25-Inch Softside Expandable Spinner Luggage Instruction Manual

Samsonite 123568-1548

Samsonite Solyte DLX 25-Inch Softside Expandable Spinner Luggage Instruction Manual

Model: 123568-1548

INTRODUCTION

This manual provides essential information for the proper use and care of your Samsonite Solyte DLX 25-Inch Softside Expandable Spinner Luggage. Designed for longer or multi-stop itineraries, this luggage offers maximized packing capacity with an expandable zipper and efficient interior and exterior organization. It features responsive 360-degree dual spinner wheels for effortless mobility and a rugged polyester exterior for durability.





The Samsonite Solyte DLX 25-Inch Softside Expandable Spinner Luggage in Midnight Black, showcasing its sleek design and front pockets.

KEY FEATURES

- **25-Inch Spinner Luggage:** Maximizes packing power, ideal for longer trips requiring a checked bag.
- **Expandable Design:** Features an expandable zipper for increased packing capacity when needed.
- **360-Degree Dual Spinner Wheels:** Provides responsive and effortless mobility in any direction.
- **Durable Construction:** Made with a rugged polyester exterior for long-lasting dependability.
- **Spacious Exterior Pockets:** Offers convenient access to essential items.
- **Privacy ID Tag:** Integrated tag for discreet identification.
- **Smart Fix Buckles:** Internal buckles designed to keep tie-down straps out of the way during packing.
- **Built-in Organization:** Includes a WetPak pocket and a zippered mesh pocket for organized storage.



FEATURES _____



1.5" Expansion



Four Multi-Directional Dual Spinner Wheels




Retractable Pull Handle


Detailed view of the luggage features: four multi-directional dual spinner wheels, 1.5-inch expansion zipper, and a retractable pull handle.

SETUP AND FIRST USE

1. **Unpacking:** Remove all packaging materials and protective films from the luggage.
2. **Handle Extension:** To extend the retractable pull handle, press the button located on the top of the handle and pull upwards. Release the button to lock it into position. To retract, press the button and push downwards until fully collapsed.
3. **Wheel Functionality:** The dual spinner wheels are designed for 360-degree rotation, allowing for smooth movement in any direction. Test the wheels on a flat surface to ensure free movement.







A user demonstrating the ease of handling the Samsonite Solyte DLX luggage.

OPERATING AND PACKING


1. **Main Compartment:** Open the main zipper to access the spacious interior. Utilize the Smart Fix buckles to secure your belongings and prevent shifting during transit.
2. **Internal Organization:** Place damp items in the WetPak pocket to keep them separate from dry clothing. Use the zippered mesh pocket for smaller accessories or items requiring easy visibility.
3. **Exterior Pockets:** The front exterior pockets are ideal for documents, magazines, or other items you need to access quickly.
4. **Expansion Feature:** For additional packing space, locate and unzip the expansion zipper around the perimeter of the luggage. This provides approximately 1.5 inches of extra depth.



The spacious interior of the luggage, featuring tie-down straps and various organizational pockets.

CARE AND MAINTENANCE

- **Cleaning the Exterior:** The rugged polyester exterior is designed to be water-resistant and prevent stains. For general cleaning, wipe the surface with a damp cloth and mild soap. Avoid harsh chemicals or abrasive cleaners.
- **Cleaning the Interior:** Wipe the interior lining with a damp cloth. For stubborn stains, a small amount of mild detergent can be used. Ensure the interior is completely dry before closing the luggage for storage.
- **Zipper Care:** Periodically check zippers for any debris and clean as needed. Lubricate with a silicone-based spray if they become stiff.
- **Wheel Care:** Keep the spinner wheels free of dirt and debris. If wheels become stiff, clean around the axle and apply a small amount of silicone lubricant.
- **Storage:** Store the luggage in a cool, dry place away from direct sunlight when not in use.



**100% RUGGED
POLYESTER WEAVE**

MATERIAL

This rugged exterior fabric is covered with a clear water-resistant coating to prevent stains.

The durable, water-resistant polyester weave material of the Samsonite Solyte DLX luggage.

- **Stiff Wheels:** If the spinner wheels do not roll smoothly, check for trapped debris (hair, lint) around the wheel axles. Clean thoroughly and apply a silicone-based lubricant if necessary.
- **Stuck Zipper:** If a zipper is difficult to move, try rubbing a pencil lead or a small amount of wax along the teeth to lubricate it. Ensure no fabric is caught in the zipper mechanism.
- **Handle Not Extending/Retracting:** Check for any obstructions in the handle mechanism. Ensure the release button is fully depressed when attempting to extend or retract the handle.

SPECIFICATIONS

Attribute	Detail
Model Number	123568-1548
Product Dimensions	18 x 9.5 x 25.25 inches (Packing Dimensions)
Overall Dimensions	28.5" x 19.0" x 11.5"
Item Weight	8.9 lbs
Material	Rugged Polyester Weave
Wheels	360-Degree Dual Spinner Wheels
Color	Midnight Black

SIZE / PACKING REFERENCE



25"
1 WEEK
TRIP



HEIGHT 5'4"



HEIGHT 5'11"



Size reference for the 25-inch checked bag, suitable for a 1-week trip.

WARRANTY AND SUPPORT

Your Samsonite Solyte DLX luggage comes with a **10-Year Limited Warranty** against defects in materials and workmanship. Samsonite products are rigorously tested to ensure they meet stringent quality standards. For warranty claims or support, please refer to the official Samsonite website or contact their customer service directly. Keep your proof of purchase for warranty validation. For more information, visit the official [Samsonite Store](#).