

- › [EMPIRE GAMING](#) /
- › [EMPIRE GAMING Hellhounds PC Gaming Pack User Manual](#)

EMPIRE GAMING OE-KB-88UK3

EMPIRE GAMING Hellhounds PC Gaming Pack User Manual

Model: OE-KB-88UK3

INTRODUCTION

This manual provides comprehensive instructions for the EMPIRE GAMING Hellhounds PC Gaming Pack, which includes a gaming keyboard, a gaming mouse, and a mousepad. Please read this manual carefully before using the product to ensure optimal performance and longevity.



Image: The EMPIRE GAMING Hellhounds PC Gaming Pack, featuring the keyboard, mouse, and mousepad with blue LED backlighting.

PACKAGE CONTENTS

Verify that all items are present in your package:

- EMPIRE GAMING Hellhounds Gaming Keyboard
- EMPIRE GAMING Hellhounds Gaming Mouse
- Gaming Mousepad
- Extra Keycaps
- Keycap Puller
- Adjustable Mouse Weights

SETUP

1. **Connect to PC:** Plug the USB cables from both the keyboard and the mouse into available USB ports on your computer. The devices are plug-and-play compatible with Windows operating systems.
2. **Software Installation:** For full customization of macros, RGB lighting, and other advanced features, download the dedicated software from the official EMPIRE GAMING website. The software is compatible with Windows XP to Windows 10.
3. **Positioning:** Place the mousepad on a flat surface. Position the keyboard and mouse for comfortable use. The keyboard features an adjustable height position and an integrated wrist rest for ergonomic comfort.



Choose your LED backlight from 7 available colors and control the brightness. Steady and breathing mode also available

Image: The EMPIRE GAMING Hellhounds PC Gaming Pack laid out, showing the keyboard, mouse, mousepad, and additional accessories like extra keycaps and mouse weights.

OPERATING INSTRUCTIONS

Keyboard Features

- **Macro Configuration:** The keyboard supports 33 configurable macros across 3 distinct profiles. Use the dedicated software to program these macros for various in-game actions or productivity tasks.
- **RGB Backlighting:** Customize the keyboard's RGB backlight with 7 available colors and various lighting effects. Adjustments can be made via the dedicated software.
- **Multimedia Shortcuts:** Utilize the integrated multimedia shortcuts to control audio playback and other functions directly from the keyboard.
- **Windows Context Menu:** Enable or disable the Windows context menu using the designated function key combination (Fn + F12).



Image: Detailed view of the EMPIRE GAMING Hellhounds keyboard highlighting macro keys (G1-G5, M1-M3 profiles), multimedia shortcuts (F5-F11), and the Fn+F12 key for Windows context menu control.



Image: Screenshot of the intuitive software interface used to customize and program the EMPIRE GAMING Hellhounds keyboard, showing macro management and key assignment options.



7 customizable LED colors.
Each color offers **4 predefined effects:** Breathing, Neon, Fixed, Colors

Image: A closer look at the Macro Manager editor within the EMPIRE GAMING software, demonstrating how to create and edit macros with options for recording and delay settings.



Image: The software interface showing the process of assigning additional functionality to a key on the EMPIRE GAMING Hellhounds keyboard, including multimedia controls and launching applications.

Mouse Features

- **DPI Settings:** Adjust the mouse sensitivity with multiple DPI levels: 800, 1200, 2000, 3000, and 7200 DPI. This allows for precise control tailored to different gaming scenarios.
- **Customizable LED Colors:** The mouse features 7 customizable LED colors, each offering 4 predefined effects: Breathing, Neon, Fixed, and Colors.
- **Ergonomic Design:** Designed with a thumb rest to provide comfort during extended gaming sessions.
- **Adjustable Weights:** The mouse includes an option to change its weight, allowing users to fine-tune the feel and balance.



Image: The EMPIRE GAMING Hellhounds mouse, highlighting its adjustable DPI settings (800/1200/2000/3000/7200) and the included set of weights for customization.



Image: Multiple EMPIRE GAMING Hellhounds mice displayed, showcasing the 7 customizable LED colors and their various lighting effects (Breathing, Neon, Fixed, Colors).

Mousepad Features

- **Material:** Constructed from a soft and durable material.
- **Performance:** Designed to facilitate smooth and quiet mouse movements, enhancing precision and control.

MAINTENANCE

- **Cleaning:** Use a soft, dry cloth to clean the surfaces of the keyboard, mouse, and mousepad. For stubborn dirt, a slightly damp cloth with mild soap can be used, ensuring no liquid enters the devices.
- **Storage:** Store the devices in a cool, dry place away from direct sunlight and extreme temperatures.
- **Cable Management:** Avoid sharp bends or excessive pulling on the USB cables to prevent damage.

TROUBLESHOOTING

- **Device Not Responding:** Ensure USB cables are securely connected to your computer. Try plugging

them into different USB ports.

- **Software Issues:** If the customization software is not functioning correctly, ensure you have downloaded the latest version from the EMPIRE GAMING website. Reinstalling the software may resolve issues.
- **Mouse Intermittently Not Starting:** If the mouse occasionally requires a restart to function, check the USB connection and try a different USB hub or direct port connection. Ensure your operating system drivers are up to date.
- **Backlight Not Working:** Verify that the backlight is enabled via the software or keyboard shortcuts. Check for any software conflicts.

SPECIFICATIONS

Feature	Detail
Brand	EMPIRE GAMING
Model Number	OE-KB-88UK3
Connectivity	USB
Compatible Devices	PC, Laptop
Operating System	Windows XP to Windows 10
Keyboard Layout	AZERTY (UK English layout also available)
Keyboard Backlight	RGB (7 colors, various effects)
Keyboard Macros	33 configurable macros across 3 profiles
Mouse Sensor Technology	Optical
Mouse DPI	800/1200/2000/3000/7200
Mouse LED Colors	7 customizable colors with 4 effects



Image: Technical drawing showing the dimensions of the EMPIRE GAMING Hellhounds keyboard and mouse, including cable lengths.







WARRANTY

Specific warranty information for the EMPIRE GAMING Hellhounds PC Gaming Pack is not provided in the product details. Please refer to the retailer's return policy or contact EMPIRE GAMING customer support for warranty details.

SUPPORT

For further assistance, software downloads, or technical support, please visit the official [EMPIRE GAMING website](#).

Related Documents - OE-KB-88UK3

 <p>K300</p> <p>User manual - Manuel utilisateur - Benutzerhandbuch Manual de usuario - Manuale utente</p>	<p>Empire Gaming K300 Keyboard User Manual</p> <p>User manual for the Empire Gaming K300 keyboard, detailing features such as anti-ghosting, multimedia shortcuts, and backlighting controls across multiple languages.</p>
 <p>ARMOR-RF800</p>	<p>Empire Gaming Armor-RF800 Wireless Keyboard and Mouse Combo User Manual</p> <p>Comprehensive user manual for the Empire Gaming Armor-RF800 wireless gaming keyboard and mouse combo (Model OE-KMRF-158). Discover setup instructions, detailed specifications, multimedia and system shortcuts, and troubleshooting tips for optimal performance on PC, Mac, Xbox, and PlayStation consoles.</p>
 <p>MK800</p> <p>User manual - Manuel utilisateur - Benutzerhandbuch Manual de usuario - Manuale utente</p>	<p>Empire Gaming MK800 Keyboard and Mouse Combo User Manual</p> <p>User manual for the Empire Gaming MK800 gaming keyboard and mouse combo, detailing features like anti-ghosting, multimedia controls, RGB backlighting, and mouse DPI settings.</p>
 <p>K508</p>	<p>Empire Gaming K508 Keyboard User Manual and Technical Specifications</p> <p>Comprehensive guide for the Empire Gaming K508 keyboard, covering its features, technical specifications, connection modes (WiFi 2.4 GHz, Bluetooth, Wired), battery life, and FN key functions. Includes installation instructions and support contact information.</p>
 <p>GUARDIAN S-C100</p> <p>User manual - Manuel utilisateur - Benutzerhandbuch Manual de usuario - Manuale utente Gebruiksaanwijzing - Användarmanual Instrukcija uporabi - Kullutusohje</p>	<p>Empire Gaming GUARDIAN S-C100 Laptop Cooler User Manual</p> <p>Official user manual for the Empire Gaming GUARDIAN S-C100 laptop cooler. Learn how to use its features including multi-angle adjustment, RGB lighting, speed control, and non-slip pads. Find support contact information and model details.</p>
 <p>EH20</p> <p>User manual - Manuel utilisateur - Benutzerhandbuch Manual de usuario - Manuale utente Gebruiksaanwijzing - Användarmanual Instrukcija uporabi - Kullutusohje</p>	<p>Empire Gaming EH20 Wireless Headset User Manual</p> <p>User manual for the Empire Gaming EH20 wireless headset, detailing its features, specifications, and connection modes (2.4 GHz WiFi, Bluetooth, wired). Includes troubleshooting and contact information.</p>