

EDM 70329

EDM RGB LED Spotlight 10W 806 Lumen LUMECO Model 70329 User Manual

1. INTRODUCTION

This manual provides detailed instructions for the safe installation, operation, and maintenance of your EDM RGB LED Spotlight 10W 806 Lumen LUMECO Model 70329. Please read this manual thoroughly before using the product and retain it for future reference.

The EDM RGB LED Spotlight is designed for various lighting applications, offering multi-color illumination and energy efficiency. It features a robust design suitable for outdoor use (IP65 rated) and comes with a remote control for convenient operation.

2. SAFETY INSTRUCTIONS

- **Electrical Safety:** Installation must be performed by a qualified electrician in accordance with all local and national electrical codes. Ensure the power supply is disconnected before installation or maintenance.
- **Voltage:** This spotlight operates on 220 Volts. Verify your power supply matches this requirement.
- **Grounding:** Ensure the spotlight is properly grounded to prevent electrical shock.
- **Water Resistance:** The spotlight is IP65 rated, meaning it is protected against dust ingress and low-pressure water jets from any direction. However, it should not be submerged in water.
- **Heat:** Do not cover the spotlight during operation, as this can lead to overheating and damage. Maintain adequate ventilation around the unit.
- **Light Source:** Do not stare directly into the LED light source when it is illuminated, as this may cause eye strain or damage.
- **Children:** Keep the product and its remote control out of reach of children.

3. PACKAGE CONTENTS

Please check the package for the following items:

- 1 x EDM RGB LED Spotlight 10W 806 Lumen LUMECO (Model 70329)
- 1 x Remote Control

- 1 x Mounting Bracket (pre-attached)

4. PRODUCT OVERVIEW

The EDM RGB LED Spotlight features a durable construction with a glass front and aluminum housing, designed for longevity and efficient heat dissipation. The included remote control allows for easy adjustment of colors and lighting modes.



Figure 1: EDM RGB LED Spotlight (Model 70329) shown with its accompanying remote control. The spotlight features a black aluminum housing and a clear glass front, with exposed wiring for connection.



Figure 2: EDM RGB LED Spotlight and remote control, highlighting key features such as 10W power, IP65 outdoor rating, 806 lumens brightness, and 21 high-quality LEDs. The remote shows buttons for color selection and lighting modes.

5. SETUP

5.1 Mounting the Spotlight

1. **Choose Location:** Select a suitable mounting location that can support the weight of the spotlight and provides the desired illumination angle. Ensure the location is accessible for wiring and maintenance.
2. **Secure Bracket:** Use appropriate screws and anchors (not included) to securely fasten the pre-attached mounting bracket to the desired surface.
3. **Adjust Angle:** Loosen the screws on the sides of the mounting bracket to adjust the spotlight's angle. Tighten the screws firmly once the desired angle is achieved.

5.2 Electrical Connection

WARNING: Ensure power is OFF at the circuit breaker before proceeding with electrical connections.

1. **Identify Wires:** The spotlight comes with three wires: Live (typically brown or black), Neutral (typically blue), and Ground (typically green/yellow).
2. **Connect Wires:** Connect the spotlight's wires to your main power supply wires according to standard electrical practices (Live to Live, Neutral to Neutral, Ground to Ground). Use appropriate waterproof connectors for outdoor installations.
3. **Insulate Connections:** Ensure all connections are properly insulated and protected from moisture, especially for outdoor use.
4. **Restore Power:** Once all connections are secure and insulated, restore power at the circuit breaker.

6. OPERATING INSTRUCTIONS

The EDM RGB LED Spotlight is controlled using the included infrared remote control. Ensure the remote control is pointed towards the spotlight's sensor for optimal response.

6.1 Remote Control Functions

- **ON/OFF:** Press the **ON** button to turn the spotlight on, and **OFF** to turn it off.
- **Brightness Adjustment:** Use the **Brightness Up** () and **Brightness Down** () buttons to increase or decrease the light intensity.
- **Color Selection:** Press the **R** (Red), **G** (Green), **B** (Blue), or **W** (White) buttons for direct color selection. Additional color buttons provide various shades.
- **Dynamic Modes:**
 - **FLASH:** Rapidly cycles through colors.
 - **STROBE:** Flashes a single color on and off.
 - **FADE:** Smoothly transitions between colors.
 - **SMOOTH:** A slower, more gradual transition between colors compared to FADE.

Note: While the product specifications mention 'App' as a control method, the primary control for this model is via the included infrared remote control as depicted in the product images.

7. MAINTENANCE

- **Cleaning:** Disconnect power before cleaning. Wipe the spotlight's glass and housing with a soft, damp cloth. Do not use abrasive cleaners or solvents.
- **Inspection:** Periodically inspect the power cable and connections for any signs of damage or wear. Ensure the mounting bracket remains secure.
- **LEDs:** The LED light source is designed for long life and is not user-replaceable.

8. TROUBLESHOOTING

Problem	Possible Cause	Solution
Spotlight does not turn on.	No power supply; loose wiring; faulty remote control battery.	Check power connection and circuit breaker. Ensure wiring is secure. Replace remote control battery.
Remote control not working.	Remote battery depleted; obstruction between remote and spotlight sensor; remote too far away.	Replace remote battery. Ensure clear line of sight to the spotlight. Operate remote within effective range.
Incorrect color or mode.	Remote control signal interference; temporary glitch.	Turn the spotlight off and on again. Try pressing the desired color/mode button multiple times.


9. SPECIFICATIONS






Feature	Specification
Model Number	70329
Brand	EDM
Light Type	LED
Wattage	10 Watts
Brightness	806 Lumens
Light Color	RGB Multicolor
Voltage	220 Volts
Material	Glass, Aluminum
Opening Angle	120°
Color Rendering Index (CRI)	80
Ingress Protection (IP) Rating	IP65 (Outdoor Rated)
Dimensions (approx.)	12 x 8.8 x 4 cm (4.7 x 3.5 x 1.6 inches)
Item Weight	0.3 Kilograms (10.6 ounces)
Control Method	Infrared Remote Control

10. WARRANTY AND SUPPORT

For warranty information or technical support, please refer to the documentation provided at the point of purchase or contact EDM customer service directly. Keep your purchase receipt as proof of purchase.

Related Documents - 70329

	<p>EDM 34724 LED Surface Mount Ceiling Lamp - Specifications, Safety & Installation Guide</p> <p>Comprehensive guide for the EDM 34724 LED surface mount ceiling lamp, covering specifications, safety instructions, installation steps, warranty, and recycling information. Features IP65 rating and energy efficiency.</p>
---	---

	<p>EDM 07683 Deep Fryer: Safety, Operation, and Maintenance Manual</p> <p>Comprehensive instruction manual for the EDM 07683 Deep Fryer, covering safety guidelines, operating procedures, cleaning, maintenance, and warranty information.</p>
	<p>EDM Product 08727 Impact Drill - Instruction Manual</p> <p>Comprehensive instruction manual for the EDM Product 08727 Impact Drill, covering safety instructions, operation, maintenance, and technical specifications. Includes multilingual support.</p>
	<p>EDM 08471 High Pressure Washer: User Manual and Safety Guide</p> <p>Comprehensive user manual for the EDM 08471 High Pressure Washer, covering assembly, operation, safety precautions, maintenance, and troubleshooting. Learn how to safely and effectively use your pressure washer.</p>
	<p>Manual de instrucciones: Plancha de viaje EDM ref. 07305</p> <p>Guía completa de instrucciones y seguridad para la plancha de viaje EDM modelo 07305. Aprenda a usar, limpiar y mantener su plancha de vapor de forma segura y eficiente.</p>
	<p>EDM 33526 Wall Fan Instruction Manual</p> <p>Comprehensive instruction manual for the EDM 33526 Wall Fan, covering safety, installation, operation, and maintenance. Includes product specifications and warranty information.</p>