

Mastercool 85535

Mastercool 85535 134A Refrigerant Recharge Kit User Manual

Model: 85535

1. INTRODUCTION AND PRODUCT OVERVIEW

The Mastercool 85535 134A Refrigerant Recharge Kit is designed for safely and efficiently recharging automotive air conditioning systems that use R-134a refrigerant. This kit is compatible with depressor-style R-134a refrigerant cans and connects to the vehicle's low-side service port. It provides a reliable method for adding refrigerant to restore AC performance.



Figure 1: Mastercool 85535 134A Refrigerant Recharge Kit, showing the blue hose, can tap, and low-side coupler.

2. SAFETY INFORMATION

Always prioritize safety when working with refrigerants and automotive systems. Failure to follow safety precautions can result in personal injury or damage to equipment.

- **Wear Eye Protection:** Always wear safety glasses or goggles to protect your eyes from refrigerant splashes.
- **Wear Protective Gloves:** Refrigerant can cause frostbite upon contact with skin. Use appropriate protective gloves.
- **Work in a Well-Ventilated Area:** Refrigerants can displace oxygen and cause asphyxiation in enclosed spaces. Ensure adequate ventilation.
- **Avoid Contact with Hot Surfaces:** Refrigerant can decompose into hazardous substances when exposed to high heat.
- **Refer to Vehicle Service Manual:** Always consult your vehicle's specific service manual for proper

AC system procedures and refrigerant capacities.

- **Do Not Overcharge:** Overcharging an AC system can lead to poor performance and damage to components.
- **Keep Out of Reach of Children:** This product is not a toy.

3. PACKAGE CONTENTS

Verify that all components are present and undamaged before use.

- 1x Mastercool 134A Recharge Hose with Can Tap and Low-Side Coupler (Model 85535)



Figure 2: Detail of the low-side quick coupler, designed for easy connection to the vehicle's AC system.



Figure 3: Detail of the can tap valve, used to pierce and control refrigerant flow from the can.

4. SETUP INSTRUCTIONS

1. **Prepare Vehicle:** Ensure the vehicle engine is off and cool. Locate the low-side service port of your vehicle's AC system. This is typically marked with an "L" and is smaller than the high-side port.
2. **Attach Can Tap:** Screw the can tap end of the hose onto a depressor-style R-134a refrigerant can. Ensure it is hand-tight to prevent leaks. Do not overtighten.
3. **Connect Low-Side Coupler:** Connect the low-side quick coupler end of the hose to the vehicle's low-side service port. Push down firmly until it clicks into place.
4. **Start Engine and AC:** Start the vehicle engine and set the air conditioning to maximum cooling and fan speed.

5. OPERATING INSTRUCTIONS

1. **Pierce Can:** Turn the valve handle on the can tap clockwise until it pierces the refrigerant can. You may hear a hiss as the can is pierced.
2. **Open Valve:** Turn the valve handle counter-clockwise to open the valve and allow refrigerant to flow into the AC system.

3. **Charge System:** Hold the refrigerant can upright or slightly inverted (refer to refrigerant can instructions) and gently shake it to facilitate refrigerant flow. Monitor the AC system's performance (e.g., vent temperature, compressor cycling).
4. **Monitor Pressure (if using a gauge):** If you have an inline pressure gauge (not included with this specific kit), monitor the low-side pressure to avoid overcharging. Consult your vehicle's service manual for correct pressure ranges.
5. **Close Valve:** Once the desired amount of refrigerant has been added or the can is empty, turn the valve handle clockwise to close the can tap.
6. **Disconnect:** Disconnect the low-side quick coupler from the vehicle's service port by pulling back on the collar. Carefully unscrew the can tap from the refrigerant can.

Important: Do not leave the can tap attached to a partially used can for extended periods, as this can lead to leaks.

6. MAINTENANCE

- **Cleaning:** After each use, wipe down the hose and fittings with a clean, dry cloth to remove any refrigerant residue or dirt.
- **Inspection:** Regularly inspect the hose for cracks, cuts, or wear. Check fittings for damage or corrosion. Replace the kit if any components are compromised.
- **Storage:** Store the kit in a cool, dry place away from direct sunlight and extreme temperatures. Keep it in its original packaging or a protective container to prevent damage.

7. TROUBLESHOOTING

If you encounter issues while using the recharge kit, consider the following:

- **No Refrigerant Flow:**
 - Ensure the can tap valve is fully opened (counter-clockwise).
 - Verify the can is properly pierced by turning the valve clockwise until resistance is felt, then counter-clockwise to open.
 - Check if the refrigerant can is empty.
- **Leaks at Connections:**
 - Ensure all connections are hand-tight. Do not overtighten.
 - Check O-rings and seals for damage. Replace if necessary.
 - Confirm the low-side coupler is fully seated on the vehicle's service port.
- **AC System Not Cooling After Recharge:**
 - The system may have a larger leak that requires professional repair.
 - The system may be overcharged or undercharged.
 - Other AC system components (e.g., compressor, condenser) may be faulty.
 - Consult a certified automotive technician for diagnosis.

8. SPECIFICATIONS

Feature	Detail
---------	--------

Model Number	85535
Brand	Mastercool
Refrigerant Compatibility	R-134a
Can Type Compatibility	Depressor Style Cans
Connection Type	Low-Side Quick Coupler
Item Weight	2 pounds (approx.)
Product Dimensions	7 x 5 x 2 inches (approx.)
UPC	700376855357



9. WARRANTY AND SUPPORT





Mastercool products are manufactured to high-quality standards. For information regarding warranty coverage, technical support, or replacement parts, please contact Mastercool customer service directly or visit their official website. Keep your purchase receipt as proof of purchase.

Mastercool Official Website: www.mastercool.com


© 2023 Mastercool. All rights reserved. Information subject to change without notice.

Related Documents - 85535

	<p>Mastercool IntellaSense 55800 Refrigerant Leak Detector Operating Instructions</p> <p>Comprehensive operating instructions and specifications for the Mastercool IntellaSense 55800 Refrigerant Leak Detector, detailing its features, maintenance, troubleshooting, and warranty.</p>
	<p>Mastercool Automotive Air Conditioning Tools & Equipment Catalog</p> <p>Explore the comprehensive Mastercool catalog featuring professional-grade automotive air conditioning service tools, vacuum pumps, recovery machines, leak detection equipment, and more. Enhance your automotive repair capabilities with Mastercool's innovative solutions.</p>

	<p>Mastercool 55900 Intella Sense II Refrigerant Leak Detector Operating Instructions</p> <p>Comprehensive operating instructions and specifications for the Mastercool 55900 Intella Sense II Refrigerant Leak Detector, designed for detecting various refrigerants with high sensitivity and fast response.</p>
	<p>Mastercool 43301-A 27-Piece Master Radiator Pressure Test Kit Instructions</p> <p>Detailed instructions for the Mastercool 43301-A 27-Piece Master Radiator Pressure Test Kit. Covers safety, operation for cooling system and radiator cap leak testing, coolant purging and refilling, maintenance, and includes a summary of the extensive vehicle compatibility chart.</p>
	<p>Mastercool Mobile Electronic Charging Station - Operation and Instructions</p> <p>Detailed instructions and operation guide for the Mastercool Mobile Electronic Charging Station, including setup, evacuation, and charging procedures. Features vacuum pump, charging scale, and manifold.</p>
	<p>Mastercool 53223-YF R1234YF Universal Dye Injector Instructions</p> <p>Detailed instructions for using the Mastercool 53223-YF cartridge type R1234YF universal dye injector, including safety warnings and dye application guidelines for automotive A/C systems.</p>

Documents - Mastercool – 85535




[pdf] Instructions Parts List

Instructions Mastercool Inc Manufacturer of Air Conditioning Refrigeration Service Tools and Equipment

85535 YF INST mastercool bsk manager 2020 02 |||

R1234yf SELF-SEALING DESIGN RECHARGE KIT FEATURES Charge A/C systems using R1234yf self-sealing/re ... er and birth defects or other reproductive harm. For more information go to www.P65Warnings.ca.gov. **85535-YF-INST** ...

lang:en score:34 filesize: 73.32 K page_count: 1 document date: 2018-01-16



[\[pdf\]](#) User Manual Instructions Parts List

Manual119 75 KB Mastercool 85535 YF Test Equipment Depot 85535yf manual 5ef8 testequipmentdepot media akeneo connector asset files 8 5 |||

R1234yf SELF-SEALING DESIGN RECHARGE KIT FEATURES Charge A/C systems using R1234yf self-sealing/re ... er and birth defects or other reproductive harm. For more information go to www.P65Warnings.ca.gov. **85535-YF-INST** ...

lang:en score:28 filesize: 119.75 K page_count: 1 document date: 2018-07-03



[\[pdf\]](#) User Manual Accessories Catalog

Mastercool Flaring Tools Catalog flaring tools brake line flare double tubing pipe hydraulic manual heavy duty kit stainless steel copper 37 degree TOOLSiD 2019 catalog images carid mastercool info |||

For over 35 years Mastercool has been supplying professional quality air conditioning service tools ... ble designed cans All metal construction provides durability Gasket assures leak proof operation **85535** R134a RECHARGE KIT 24 Charge A/C systems using R134a self-sealing designed cans Consists of:...

lang:tl score:25 filesize: 20.41 M page_count: 83 document date: 2019-11-05



[\[pdf\]](#)

Mastercool Inc Manufacturer of Air Conditioning Refrigeration Service Tools and Equipment AUTO2025 email 1 mastercool bsk manager 2024 11 |||

AUTOMOTIVE PROMOTION COMMANDER4100 COMMANDER2100 2025 INTUITIVE DESIGN, ELEVATED EFFICIENCY, IMP ... Can Tap Valve 85512 R134a Self-Sealing Can Tap Valve 85525 R134a Piercing Design Recharge Kit **85535** R134a Self-Sealing Design Recharge Kit 85510-YF R1234yf Piercing Design Can Tap Valve 85512...

lang:en score:23 filesize: 4.99 M page_count: 6 document date: 2024-11-19

[illegible]

[\[pdf\]](#) Warrant

Price Sheet Mastercool Inc Manufacturer of Air Conditioning Refrigeration Service Tools and Equipment

AUTO2025PS mastercool bsk manager 2024 12 ||


One Aspen Drive Randolph, NJ 07869 PH 973 252-9119 FAX 973 252-2455

www.mastercool.com 2025 Yea ... K 83834 83934 84172 84472 84834-CO2 84934-CO2 84661-UV 85510 85510-YF 85512 85512-YF 85525 85525-YF **85535**-YF 85530

85535 86972 89172 89660-PRO5 89660-UV 89661-AYF 89661-PRO 89661-UV

90058-AUT-5A 90058...

lang:en score:19 filesize: 76.03 K page_count: 4 document date: 2024-11-22




[\[pdf\]](#)

Automotive Mastercool Inc Manufacturer of Air Conditioning Refrigeration Service Tools and Equipment

MC2023 web mastercool 2022 10 |||


YEARS OF WORLD For 40 years Mastercool has been supplying professional quality air conditioning systems. The self-sealing designed cans All metal construction provides durability. Gasket assures leak proof operation. **85535** R134a RECHARGE KIT 28 Charge A/C systems using R134a self-sealing designed cans. Consists of:...

lang:en score:19 filesize: 21.51 M page_count: 92 document date: 2022-10-12

[Mastercool Automotive Air Conditioning Tools & Equipment Catalog](#)

Explore the comprehensive Mastercool catalog featuring professional-grade automotive air conditioning service tools, vacuum pumps, recovery machines, leak detection equipment, and more. Enhance your automotive repair capabilities with Mastercool's innovative solutions.

lang:en score:18 filesize: 20.63 M page_count: 84 document date: 2019-10-17




[\[pdf\]](#) User Manual Accessories Catalog

Mastercool Automotive Tools Catalog CARiD Mastercool® 1 4 MFL x 8 FFL High Side Flex Adapter

Fitting mastercool product catalog images carid info |||

For over 35 years Mastercool has been supplying professional quality air conditioning service tools ... ble designed cans All metal construction provides durability Gasket assures leak proof operation **85535 R134a RECHARGE KIT 24 Charge A/C systems** using R134a self-sealing designed cans Consists of:...


lang:tl score:17 filesize: 39.95 M page count: 263 document date: 2020-09-02



[Mastercool HVAC/R and Automotive A/C Service Tools and Equipment Catalog](#)

Explore the comprehensive Mastercool catalog featuring a wide range of professional-grade HVAC/R and automotive air conditioning service tools, including manifold gauge sets, vacuum pumps, leak detection equipment, hoses, and accessories.

lang:en **score:17** filesize: 15.05 M page_count: 76 document date: 2017-08-10




[\[pdf\]](#)

Mastercool Automotive A C Tools Equipment Product Information CARiD 85510 yf product information images carid mastercool items |||

CAN TAP VALVES RECHARGE KITS 85510-YF R1234yf 1/2 ACME-LH THREAD PIERCING DESIGN CAN TAP VALVE ... ign can tap valve 67534 R1234yf Low Side Quick Coupler 12 mm-F x 14 mm 83181 R1234yf 18 Blue Hose **85535**-YF R1234yf SELF-SEALING DESIGN RECHARGE KIT Charge A/C systems using R1234yf self-sealing/reu...

lang:en **score:14** filesize: 133.55 K page_count: 1 document date: 2020-09-02




[\[pdf\]](#)

Flier Mastercool Inc Manufacturer of Air Conditioning Refrigeration Service Tools and Equipment 85510 YF FLIER 1 mastercool bsk manager 2020 02 |||

1 ASPEN DRIVE, RANDOLPH, NJ 07869 PHONE: 973-252-9119 / FAX: 973-252-2455 WEB: WWW.MASTERCOOL.COM C ... ign can tap valve 67534 R1234yf Low Side Quick Coupler 12 mm-F x 14 mm 83181 R1234yf 18 Blue Hose **85535**-YF R1234yf SELF-SEALING DESIGN RECHARGE KIT Charge A/C systems using R1234yf self-sealing/reu...

lang:en **score:14** filesize: 131.1 K page_count: 1 document date: 2018-01-17




[\[pdf\]](#) Catalog

CAN TAP VALVES Auto Tool WorldCLICK mastercool 85530 3 IN 1 SIDE MOUNT 85525 R134a RECHARGE KIT Charge A C systems using cans with 2 ACME Mastercool Inc Can Tap Valve Catalog Pagesautotoolworld assets Mastercool Pages srsltid AfmBOOrZj1hBgfgewp3ZjhNuEj2i v1zU1tyoB6LLyYsRfzPPd2EDZcb |||

CAN TAP VALVES 85530 3-IN-1 SIDE MOUNT CAN TAP VALVE This unique design covers 2 7/8 R134a , 2 ... ble designed cans All metal construction provides durability Gasket assures leak proof operation **85535** R134a RECHARGE KIT Charge A/C systems using R134a self-sealing designed cans Consists of: 8...

lang:en **score:13** filesize: 227.86 K page_count: 1 document date: 2020-10-14



[pdf]

CAN TAP VALVES RECHARGE KITS Auto Tool World85525 YF R1234yf PIERCING DESIGN KIT

Charge A C systems using pierce designed cans Meets SAE J2844 J2888 Consists of 85510

R1234yf Mastercool Inc 85525 Piercing Recharge Kit Flierautotoolworld assets mastercool Mastercool

Flier srsItid AfmBOor104pC2gtcEaMw09yuPy A885dXz xBw8enUZ5f9uZOnrOL4ez |||


1 ASPEN DRIVE, RANDOLPH, NJ 07869 PHONE: 973-252-9119 / FAX: 973-252-2455 WEB: WWW.MASTERCOOL.COM C ... ign can tap valve 67534 R1234yf Low

Side Quick Coupler 12 mm-F x 14 mm 83181 R1234yf 18 Blue Hose **85535**-YF

R1234yf SELF-SEALING DESIGN RECHARGE KIT Charge A/C systems using

R1234yf self-sealing/reu...

lang:en score:13 filesize: 131.1 K page_count: 1 document date: 2018-01-17



[pdf] Datasheet

Datasheet162 42 KB Mastercool 85512 YF Test Equipment Depot 85510yf 85512yf 85525yf 85535yf

datasheet 5bf9 testequipmentdepot media akeneo connector asset files 8 5 |||

CAN TAP VALVES RECHARGE KITS 85510-YF R1234yf 1/2 ACME-LH THREAD


PIERCING DESIGN CAN TAP VALVE ... ign can tap valve 67534 R1234yf Low Side

Quick Coupler 12 mm-F x 14 mm 83181 R1234yf 18 Blue Hose **85535**-YF R1234yf

SELF-SEALING DESIGN RECHARGE KIT Charge A/C systems using R1234yf self-

sealing/reu...

lang:en score:12 filesize: 162.42 K page_count: 1 document date: 2018-07-03



[pdf] Borchure

3m GlobalTestSupply 126 piece assortment of replacement gaskets o rings and depressors for charging

hoses adapters Also includes valve core removal tool valve 82274 10 brochure srsItid

AfmBOorB3LalVeNuZUMt2xX5lNnJJOGXPuf72YkjuT Pro91pQt5fRc globaltestsupply s cache |||

Find Quality Products Online at: www.GlobalTestSupply.com sales

GlobalTestSupply.com For over 35 ... ble designed cans All metal construction

provides durability Gasket assures leak proof operation **85535** R134a RECHARGE

KIT Charge A/C systems using R134a self-sealing designed cans Consists of: 8...

lang:en score:11 filesize: 20.59 M page_count: 83 document date: 2015-09-17



[\[pdf\]](#) Datasheet Borchure

ITM Datasheet Template information@itm 1 800 561 8187 Weight 0 8 kg Refrigerant detected R1234yf tetrafluoropropene Combo Corsa B 1992 2001 C 2004 A 1982 1993 Corsa 80172 m brochure srsltid ARcRdnr5LQDpXsQOcCmHmnKvo4MbiE8KDT2ASFd4 xx1ho odQcTr7XC itm s cache ||| 1.800.561.8187 www. .com information itm.com For over 35 years Mastercool has been supplying pr ... ble designed cans All metal construction provides durability Gasket assures leak proof operation **85535** R134a RECHARGE KIT Charge A/C systems using R134a self-sealing designed cans Consists of: 8... lang:en **score:11** filesize: 20.62 M page_count: 83 document date: 2015-03-23



[\[pdf\]](#) Borchure

calcert sales@calcert 1 888 610 7664 VALVE CORE REMOVERS INSTALLERS AUTOMOTIVE HVAC 4 FL Sturdy ball valve design controls refrigerant flow with turn of the lever Lever position 80661 m brochurecalcert s cache 80661 brochure ||| 1.888.610.7664 15 10 20 5 25 0 30 www.calcert.com sales calcert.com For over 35 years Mas ... ble designed cans All metal construction provides durability Gasket assures leak proof operation **85535** R134a RECHARGE KIT Charge A/C systems using R134a self-sealing designed cans Consists of: 8... lang:en **score:11** filesize: 20.71 M page_count: 83 document date: 2022-11-24



[\[pdf\]](#) Borchure

3m GlobalTestSupplyThis manifold offers a large easy to read LCD that displays temperature pressure and vacuum readings The unit easily allows the technician obtain 81494 brochureglobaltestsupply s cache globaltestsupply 81494 brochure srsltid AfmBOoqJTbQ68tJV1JN VzDryltaESGbf w Hslp ij QssqaZ7Y9p GlobalTestSupplyGlobalTestSupplyThis obtain This obtain globaltestsupply QssqaZ7Y9pglobaltestsupply AfmBOor5Tt6zGLa8OS6XsRCDxlfMubjCNxVC4JydKwsEGnG2Kw2D59rw ||| Find Quality Products Online at: www.GlobalTestSupply.com sales GlobalTestSupply.com For over 35 ... ble designed cans All metal construction provides durability Gasket assures leak proof operation **85535** R134a RECHARGE KIT Charge A/C systems using R134a self-sealing designed cans Consists of: 8... lang:en **score:11** filesize: 20.59 M page_count: 83 document date: 2015-09-17