Manuals+
Q & A | Deep Search | Upload

Simplex 4100-0634

Simplex 4100-0634 Power Distribution Terminal Block User Manual

Model: 4100-0634

1. Introduction

This manual provides essential information for the proper installation, operation, and maintenance of the Simplex 4100-0634 Power Distribution Terminal Block. This module is designed to distribute 120V power within a fire alarm system, serving as an auxiliary panel component. Adherence to these instructions is crucial for safe and effective system performance.

2. Important Safety Information

WARNING: Risk of Electric Shock and Fire Hazard.

- Installation and servicing must be performed by qualified and authorized personnel only.
- Always disconnect all power sources before installing, servicing, or performing any maintenance on the module or connected equipment.
- Ensure all wiring complies with national and local electrical codes and regulations.
- Do not expose the module to moisture or extreme temperatures.
- Verify correct voltage (120 Volts AC) before connecting to the power source.

3. Package Contents

Please verify that all items are present and undamaged upon opening the package:

- One (1) Simplex 4100-0634 Power Distribution Module

4. Setup and Installation

The Simplex 4100-0634 module is designed for wall mount installation and integrates into a larger fire

alarm system. Professional installation is required.

4.1 Mounting

Secure the module to a suitable wall surface using appropriate fasteners through the designated mounting holes. Ensure the mounting location is dry, stable, and provides adequate ventilation.

4.2 Electrical Connections

The module features screw-type terminals for electrical connections. Refer to the system's overall wiring diagrams and local codes for specific connection points.

- **AC Input:** Connect the 120V AC power supply to the designated AC input terminals.
- **Battery Connections:** Connect auxiliary battery power to the battery terminals as per system requirements for backup power.
- **Output Terminals:** Connect the fire alarm system components requiring power to the module's output terminals.

Figure 1: Front view of the Simplex 4100-0634 module, illustrating the layout of the screw terminals for power input (AC) and battery connections, along with multiple output terminals.



Figure 2: Internal view of the Simplex 4100-0634 module's circuit board, highlighting the arrangement of the terminal blocks and internal wiring for power distribution.

Ensure all connections are secure and properly insulated to prevent short circuits or electrical hazards. Double-check all wiring before applying power.

5. Operating Principles

The Simplex 4100-0634 is a passive power distribution module. Once correctly installed and connected to a 120V AC power source and auxiliary battery, it functions by distributing the necessary power to connected fire alarm system components. It does not have user-operable controls or indicators. Its operation is integral to the overall fire alarm system's power management.

6. Maintenance

Regular maintenance is crucial for the reliable operation of the Simplex 4100-0634 module and the entire fire alarm system. Maintenance should only be performed by qualified service technicians.

- **Visual Inspection:** Periodically inspect the module for any signs of physical damage, loose connections, or overheating.
- **Connection Integrity:** Ensure all screw terminals remain tight and secure.
- **Cleaning:** Keep the module free from dust and debris. Use a soft, dry cloth for cleaning. Do not use liquid cleaners.
- **System Testing:** Follow the fire alarm system's recommended testing schedule to ensure all components, including the power distribution module, are functioning correctly.

7. Troubleshooting

The Simplex 4100-0634 module is a robust component with no user-serviceable parts. If the fire alarm system experiences power-related issues, consider the following general troubleshooting steps before contacting a professional:

- **No Power to Connected Devices:**
  - Verify the 120V AC input power supply is active and correctly connected.
  - Check the integrity of all screw terminal connections.
  - Ensure the auxiliary battery is charged and properly connected, if applicable.
- **Unusual Odors or Sounds:** Immediately disconnect power and contact a qualified service technician. Do not attempt to operate the module.

For any issues beyond basic visual inspection, contact a certified fire alarm system technician. Do not attempt repairs yourself.

8. Specifications

Figure 3: Back view of the Simplex 4100-0634 module, displaying product labels, model number, installation instructions reference, and compliance certifications.

Feature	Detail
Model Number	4100-0634
Brand	Simplex
Description	Power Distribution Module 120V
Voltage	120 Volts AC
Connector Type	Screw
Mounting Type	Wall Mount

Material	Plastic
Color	White
Item Weight	1 pound
Manufacturer	SIMPLEX
UPC	734038305492
Part Number	S41000634
Power Source	Designed for 120V AC input; supports auxiliary battery power for connected systems.

9. Warranty and Support

For warranty information and technical support regarding your Simplex 4100-0634 Power Distribution Terminal Block, please refer to the documentation provided with your complete fire alarm system or contact your authorized Simplex distributor or service provider. Simplex products are typically covered by a manufacturer's warranty against defects in materials and workmanship under normal use.
For further assistance, please contact your fire safety equipment supplier or a certified fire alarm system professional.

© 2024 Simplex. All rights reserved. Information subject to change without notice.

Documents - Simplex – 4100-0634

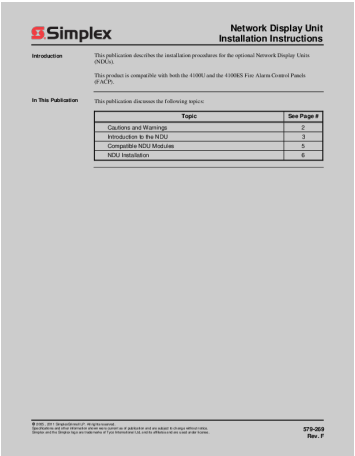
Simplex
Network Display Unit
Installation Instructions

Introduction

This publication describes the installation procedures for the optional Network Display Units (NDUs).

This product is compatible with both the 4100U and the 4100ES Fire Alarm Control Panels (FACP).

In This Publication

This publication discusses the following topics:

Topic	See Page #
Cautions and Warnings	2
Introduction to the NDU	3
Compatible NDU Modules	5
NDU Installation	6

579-269
Rev. F

[pdf] Installation Guide Instructions Specifications Decleration of Conformity

Microsoft Word 0579269 doc scouture Network Display Unit Installation Instructions FireAlarm 579 269 firealarm 2021 03 |||

Introduction In This Publication Network Display Unit Installation Instructions This publication de ... ulation software. 4100-6038 Dual RS-232 Module. Used for connections to printers and computer CRTs. **4100-0634** Tamper Switch. Monitor the switch with an IDNet Individual Adapter Module IAM or monitor...

lang:en score:27 filesize: 163.1 K page_count: 8 document date: 2010-10-21



[pdf] User Manual Installation Guide Instructions Specifications Documentation Guide

Simplex 4100U fire alarm control panel manual covering installation 2004 edition simplex facp 4100u detection safety smoke detector suppression emergency systems building automation life documentation user guide programming operation technical reference Installation Manual Tyco Safety Products Westminster MA 01441 0001 USA All specifications and other information shown were current as of document revision date are subject to change without notice docs facpmanuals manuals |||

Fire Copyrights and Trademarks 2004 Tyco Safety Products Westminster, Westminster, MA 01441-0001 ... not Listed for security applications and cannot be used to provide monitoring of security parts. **4100-0634** Power Distribution Module 120 V 742-396 4100-0635 Power Distribution Module 220/230/240...

lang:en score:25 filesize: 3.8 M page_count: 224 document date: 2022-03-09



[pdf] Datasheet Accessories

4100ES Cabinet Reference Boxes Doors Retainers Rack Mounting and Accessories Simplex Fire Protection Technical Product Datasheet Addressable Alarm Control Panels Products Edel Therese Mulcahy fire control panels simplex 4pro cdn 2963b9

UL, ULC, CSFM Listed; FM Approved; MEA NYC Acceptance* Fire Control Panels Cabinet Reference; Box ... PDM separately per system voltage, one required per cabinet rack Power Distribution Modules Model **4100-0634** 4100-0635 Voltage 120 VAC 220/230/240 VAC Description Power Distribution Module PDM ; s...

lang:en score:18 filesize: 544.26 K page_count: 4 document date: 2018-06-05



[pdf] User Manual Datasheet

S4100 0077 miramo xml mmcomposer Discontinued Johnson Controls annunciator and manual system point controller It provides alphanumeric annunciation for up to 12 000 Network points or lists can be programmed function as the network master Alarm Silence Trouble Acknowledge System Reset ES Net Overview When connected other nodes individual fire alarm UTF 8 Q filename* docs johnsoncontrols simplex api khub documents qAR2uPwVriOTwapVItuHdg content |||

UL,ULC Listed* Simplex ES Network ES Net 4100ES Network Display Units with SPS Power Supplies for ... e or 2 Blocks 50 mA 50 mA 4100-5115 4100-5111 ed 4100-5113 u 4100-5125 tin t 4100-5127 4100-5152 n **4100-0634** 4100-0635 SmartSync, two-wire operation NAC Expansion Module, 3 NACs, Class A/B, mounts ...

lang:en score:17 filesize: 5.51 M page_count: 12 document date: 2021-11-11



[pdf] Datasheet Accessories

Cabinet Reference Boxes Doors Dress Panels Rack Mounting and Accessories * For 4100ES one two three bay cabinets with associated equipment Products are listed by the California State Fire Marshal CSFM pursuant to Section 13144 1 of Health 4100 0037 simplex fire en us DocumentsandMedia |||

UL, ULC, CSFM Listed;FM Approved; MEA NYC Acceptance* Features Datasheet 4100ES Fire Control Pane ... ly per system voltage, one required for each cabinet rack Table 4: Power distribution modules SKU **4100-0634** 4100-0635 Voltage 120 VAC 220/230/240 VAC Description Power Distribution Module PDM ; s...

lang:en score:17 filesize: 501.96 K page_count: 6 document date: 2018-09-14



[pdf] Decleration of Conformity

Microsoft Word S14100 0037FR 10 doc ribryant Fire Detection Product Publications simplex fire en us DocumentsandMedia |||

Panneaux avertisseurs d incendie Homologation UL, ULC, CSFM; Approbation FM; Armoires; botes, port ... les armoires d alimentation TrueAlert 2975-9229 et 2975-9230 du 4009 Modle Voltage Description **4100-0634** 120 VCA 4100-0635 220/230/240 VCA Module de distribution de puissance MDP ; slectionner ...

lang:fr score:17 filesize: 357.41 K page_count: 4 document date: 2011-10-31



[pdf] Datasheet

Remote Annunciator Panels S4100 1038 simplex fire en us DocumentsandMedia |||

UL, ULC, CSFM Listed; FM Approved, OTCR/NYC Approved* Features Remote Annunciator Panels provide fir ... -0156 4100-5130 4100-5131 4100-0636 4100-0638 4100-5403 4100-0644 4100-0645 4100-0646 4100-0647 SKU **4100-0634** 4100-0635 SKU 4100-2300 4100-1279 4100-9835 4100-0632 4100-0633 4100-9843 4100-9844 4100-9...

lang:en score:17 filesize: 8.12 M page_count: 12 document date: 2021-05-10



[pdf] User Manual Instructions Specifications

Technical Manuals Online! tech man Jan 29 1996 · alone fire alarm control panels Figure 6 19 below shows DIP M1 18 4009A NAC EARTH FAULT Conversely the following example shows Simplex 4100U Installation Manual cdn chipkin assets imports resources |||

Fire Technical Manuals Online - http://www.tech-man.com Technical Manuals Online - http://www.te ... lications and cannot be used to provide monitoring of security parts. Power Distribution Modules **4100-0634** Power Distribution Module 120 V 742-396 4100-0635 Power Distribution Module 220/230/240...

lang:en score:16 filesize: 3.68 M page_count: 224 document date: 2005-08-14

[pdf] Datasheet

S4100 0038 miramo xml mmcomposer UTF 8 Q filename* docs johnsoncontrols simplex api khub documents JOM3Ubrqfl26W~oURS8SDQ content |||

4100ES Fire Control Panels UL, ULC, CSFM Listed; FM Approved; MEA NYC Acceptance* Remote Annunci ... Canadian ULC Supply RPS ; 9 A power supply with battery charger; 4100-5127 d 4100-0636 e SKU u **4100-0634** 4100-0635 tin t SKU 4100-2300 n 4100-1279 4100-9835 n e 4100-0632 4100-0633 4100-9843 o 41...

lang:en score:16 filesize: 5.97 M page_count: 10 document date: 2021-11-11



[pdf] Installation Guide Instructions Guide

Dbl sided drilled three holes B W 8 5x11 stock 60 sheet 67 cover Lev Mikhail Netroussov 4100ES Fire Alarm System Installation Guide FireAlarm 574 848 firealarm 2021 03 |||

4100ES Fire Alarm System FIRE ALARM Installation Guide 574-848 Rev. BD Cautions, Warnings, and ... not Listed for security applications and cannot be used to provide monitoring of security parts. **4100-0634** Power Distribution Module 120 V 742-396 4100-0635 Power Distribution Module 220/230/240...

lang:en score:16 filesize: 8.66 M page_count: 262 document date: 2017-10-12



[pdf] Datasheet

4100ES Remote Annunciator Panels Simplex Fire Protection Technical Product Datasheet Addressable Alarm Control Products Edel Therese Mulcahy fire control panels simplex 4pro cdn 3e3b3a

UL, ULC, CSFM Listed; FM Approved; MEA NYC Acceptance* Features Remote Annunciator Panels provide ... d if power is supplied from host fire alarm control panel Power Distribution Modules Model Voltage **4100-0634** 120 VAC 4100-0635 220/230/240 VAC Description Power Distribution Module PDM ; select per...

lang:en score:16 filesize: 948.91 K page_count: 8 document date: 2018-06-05



[pdf]

S4100 0035 10 8 pages 4100ES Miniplex Transponders Simplex S14100 0035FR Fire Detection Product Publications simplex fire en us DocumentsandMedia |||

Panneaux de contrle Homologus par UL, ULC, CSFM; Approuvs par FM; Dtection d incendie adressable et ... chronisation externe l o requis Options et accessoires divers Modle 4100-1290 4100-0632 4100-0633 **4100-0634** 4100-0635 4100-9837 2081-9031 Description Module de 24 points E/S pour connexion externe...

lang:fr score:15 filesize: 713.24 K page_count: 8 document date: 2011-06-27

[pdf] Datasheet

Paneles de anunciador remoto Simplex Fire Características Los paneles del proporcionan información estado panel control la alarma incendios en S4100 1039 simplex fire us DocumentsandMedia Translations es |||

Certificado por UL, ULC* Datasheet Paneles de Control 4100ES Paneles de anunciador remoto Caracter ... 0 4100-5131 4100-0636 4100-0638 4100-5403 4100-0644 4100-0645 4100-0646 4100-0647 Nm. de referencia **4100-0634** 4100-0635 Nm. de referencia 4100-2300 4100-1279 4100-9835 4100-0632 4100-0633 4100-9843 41...

lang:es score:15 filesize: 8.87 M page_count: 16 document date: 2021-03-31



[pdf]

MINIPLEX Transponders with ES PS Power Supplies S4100 1035 simplex fire en us DocumentsandMedia |||

UL, ULC, CSFM Listed; FM Approved, OTCR/NYC Approved* 4100ES Fire Control Units MINIPLEX Transponde ... 132 mA 132 mA Table 15: Miscellaneous Options and Accessories Model 4100-1290 4100-0632 4100-0633 **4100-0634** 4100-0635 4100-9837 2081-9031 Description 24 Point I/O Module for external connections, ...

lang:en score:15 filesize: 2.72 M page_count: 12 document date: 2021-09-16



[pdf] Decleration of Conformity

Microsoft Word S4100 0035 13 doc RiBryant simplex fire en us DocumentsandMedia 4100 |||

UL, ULC, CSFM Listed; FM Approved; MEA NYC Acceptance* Fire Control Panels Addressable Fire Detec ... 16 position terminal blocks on 4 x 5 single block, for of up to 12 AWG wire 3.31 mm2 4100-0633 **4100-0634** 4100-0635 Door Tamper Switch, connects into Transponder Interface Module, one per cabinet...

lang:en score:15 filesize: 302.74 K page_count: 8 document date: 2014-08-26

[pdf] Catalog

DownloadSimplex Product Catalog Intl Edition 1 Traditional Chinese Double Spread ReducedSimplex Int l Reducedtyco widen net content hujnlnv7e3 original Simplex Reduced true |||

Simplex 2023 .... C 2 A 32 VDC EPS RPS RS-232 Decoder VESDA RS-232 4100-1290 4100-0632 4100-0633 **4100-0634** 4100-0635 4100-9837 2081-9031 4100-0621 4100-0622 4100-1361 4100-1362 4100-131...

lang:i-klingon score:15 filesize: 11.35 M page_count: 103 document date: 2023-04-21

[pdf] Catalog

Download Simplex Product Catalog Intl Edition 1 0 Traditional Chinese Double Spread Reduced Int l tyco widen net content hujnlnv7e3 original u e7jqge true |||

Simplex 2023 .... C 2 A 32 VDC EPS RPS RS-232 Decoder VESDA RS-232 4100-1290 4100-0632 4100-0633 **4100-0634** 4100-0635 4100-9837 2081-9031 4100-0621 4100-0622 4100-1361 4100-1362 4100-131...

lang:i-klingon score:15 filesize: 11.35 M page_count: 103 document date: 2023-04-21

Simplex

UL, ULC, CSFM Listed*

Datasheet

4100ES Fire Control Panels

Remote Annunciator Panels

Features

Remote Annunciator Panels provide fire alarm control panel status information at locations distant from the fire alarm control panel

Typical functions include:

- Remote status LED indicators and dedicated switch input controls located on LEDnaVich modules
- Remote status LED indicator modules with 8 red or 16 (8 red/8 yellow) LEDs and dedicated flexible color selection (yellow, green, or red) LEDs and dedicated switches
- Remote microphone and operator interface for access to the emergency voice/alarm communications system
- Remote master telephone for communicating to the firefighter telephone system
- Models available with Color ES Touch Screen Display User Interface.

Additional optional modules include:

- Remote Command Center option for LCD status readout and keyswitch controlled functions (for models 4100-9610 and 4100-9611 without Color ES Touch Screen Display)
- 24 Point I/O module
- RS-232 ports for remote printer or terminal connections
- Power supplies with battery charger for annunciator
- Panel mounted printer for system status recording

Wiring requirements:

- RS-232 RUP (Remote and Interface) supervised communications from the host fire alarm control panel provide Class B or Class X SLC (signaling line circuit) pull/way connections
- Microphone and telephone circuits require their own dedicated wiring.

Listed to:

- UL 864, Fire Detection and Control (UUD), Smoke Control Service (UUKL), Releasing Device Service (QSDS), Emergency Communication and Notification Equipment (UOJZ), Control Unit Accessories (UOXX)
- UL 1076, Proprietary Alarm Units - Burglar (APOU)
- UL 2017, Process Management Equipment (QVAX), Emergency Alarm System Control Units (FZQ)
- UL 1730, Smoke Detector Monitor (UULH)
- UL 2572, Mass Notification Systems (POWM)
- CAN/ULC-S527 Control Units for Fire Alarm Systems (LOQZ7), Releasing Device Service (RVX7), Control Unit Accessories (LOXX7)
- CAN/ULC-S559 Central Station Fire Alarm System Units (EWKR)
- ULC/ORD-C1076 Proprietary Burglar Alarm Units and Systems (APOU7)
- ULC/ORD-C100 Smoke Control System Equipment (UUKL7)

Introduction

Remote Annunciator Panels

Remote Annunciator Panels are dedicated purpose transponders that support fire alarm system status information. Typical use is when the host fire alarm control panel is located away from the area where those responding to a fire situation need status information

Status and Control

Controls are suitable for firefighter or other fire brigade responders to access particular information and for system control. When equipped with a remote microphone and emergency voice/alarm communications system control, an authorized user can take command of the system and initiate any selected pre-recorded messages or select specific zones, or initiate live broadcast information either globally into the system, or to selected areas.

Remote Master Firefighter Phone

When equipped with a remote master phone, the authorized user can connect to remote phone call-in requests and allow callers to be connected to each other. Although intended for use in assisting fire responders, these system are also helpful during system setup and test.

* This product has been approved by the California State Fire Marshal (CSFM) pursuant to Section 13143.1 of the California Health and Safety Code. See CSFM Listing 7165-0028:0207 for allowable values and/or conditions concerning material presented in this document. Additional listings may be applicable; contact your local product supplier for the latest status.

S4100-1039 Rev. 5 10/2021

[pdf] Datasheet

Remote Annunciator Panels 4100ES Fire Control status LED indicators and dedicated switch input controls located on modules indicator with 8 red or 16 8 S4100 1039 simplex fire en us DocumentsandMedia |||

UL, ULC, CSFM Listed* Datasheet 4100ES Fire Control Panels Remote Annunciator Panels Features Remo ... ss select as required for appropriate input voltage 230 VAC PDM Harness 240 VAC PDM Harness SKU **4100-0634** 4100-0635 Voltage 120 VAC 220/230/240 VAC Table 14: Power Distribution Modules Descript...

lang:en score:15 filesize: 15.21 M page_count: 16 document date: 2021-10-11



Simplex

UL, ULC, CSFM Listed, FM Approved *

4100ES Fire Control Panels

Addressable Fire Detection and Control MINIPLEX Transponders

Features

4100ES Series MINIPLEX transponders allow remotely located initiating and notification functions:

- Transponder operation is available as standard or with local mode operation
- Communications with the host fire alarm control panel use the Remote Unit Interface (RUI/RU-I) format

Initiating functions include:

- Addressable device support including TrueAlarm analog sensor compatibility
- Conventional initiating device circuit (IDC) support

Notification functions include:

- Addressable strobe and horn notification using ***enhanced power delivery* SDAC SLCs**
- Emergency voice/alarm communications
- Conventional DC notification appliance circuits (NAC)s

Local mode operation provides:

- Default local initiating and notification operation in the event of a communications loss with the host control panel
- Enabling of an optional Local Mode Controller with a local alarm sounder, LED status indicators, and keyswitch enabled control switches
- Support for: Other addressable devices, addressable and conventional notification appliances, and default output tones from local alarm

Optional modules include:

- Digital or Analog audio riser modules for connection to voice/alarm signals
- Digital or analog input audio amplifiers with integral supervision
- Power supplies with or without battery charger
- City Connect modules and RS-232 ports for remote supervisory terminals
- Alarm relays, auxiliary relays, and supervisory relays and NAC expansion modules

NEMA 1/IP30 cabinets are equipped with solid doors (platinum or red) and in one, two, or three bay sizes

Listed to:

- UL 864, Fire Detection and Control (UUD), and Smoke Control Service (UUKL)
- UL 2017, Process Management Equipment (QVAX)
- UL 1076, Proprietary Alarm Units Burglar (APOU)
- UL 1730, Smoke Detector Monitor (UULH)
- UL 2572, Mass Notification Systems (POWM)
- ULC S527, Control Units for Fire Alarm Systems

MINIPLEX transponder

IDNet addressable devices

Addressable strobes on SDAC SLC

Audio NAC

Local mode controller

4100ES Fire Alarm Control Panel with Voice Control

Figure 1: Typical 4100ES MINIPLEX System One-Line Drawing

Introduction

Addressable transponders connect to a host 4100ES Fire Alarm Control Panel using Simplex remote unit interface (RUI) communications. At the transponder, RUI communications are received by the transponder interface module and translated into the same internal communications format that is used in the host control panel.

Remotely located modules. With RUI communications, the transponder can remotely provide the same initiating and notification functions as the host panel. Remote modules can be located up to a single long distance wiring runs. Connections to the host panel are two current communications and audio wiring with distances up to 2500 ft (762 m).

Additional Reference. Refer to document **S4100-0100** and the other documents listed in for additional information concerning the extensive initiating and notification features of the 4100ES fire alarm control panels.

Discontinued document

* Item pages 4 and 5 for product that is listed as UL or ULC. This product has been approved by the California State Fire Marshal (CSFM) pursuant to Section 13143.1 of the California Health and Safety Code. See CSFM Listing 7165-0028:0207 for allowable values and/or conditions concerning material presented in this document. Additional listings may be applicable; contact your local product supplier for the latest status. Listings and approvals under Tyco Recorder Co. are the property of Tyco Fire Protection Products.

S4100-0103 Rev. 11 1/2019

[pdf]

S4100 0103 miramo xml mmcomposer UTF 8 Q filename* docs johnsoncontrols simplex api khub documents 1dvXGkfufZB59JlkrEzvhg content |||

UL, ULC, CSFM Listed; FM Approved * 4100ES Fire Control Panels Addressable Fire Detection and Contr ... operation only. 150 mA 185 mA 1.5 A maximum e SKU 4100-1290 u 4100-0632 4100-0633 tin t 4100-9837 **4100-0634** 4100-0635 n 2081-9031 Table 5: Miscellaneous Options and Accessories Description 24 Poi...

lang:en score:15 filesize: 3.7 M page_count: 12 document date: 2021-11-11

Simplex

Instruções de instalação da unidade de display de rede

Cuidados, avisos e informações regulamentares

LEIA E GUARDE ESTAS INSTRUÇÕES Que as instruções neste manual de instalação. Estas instruções devem ser seguidas para evitar danos a esse produto e ao equipamento associado. A operação e a confiabilidade do produto dependem da instalação adequada.

NÃO INSTALE NENHUM PRODUTO SIMPLEX® QUE PAREÇA DANIFICADO Logo depois de desembalar seu produto Simplex, inspecione-o cuidadosamente, verificando se ele foi danificado durante o transporte. Se o dano é aparente, imediatamente registre uma reclamação com a transportadora e notifique um fornecedor do produto Simplex autorizado.

RISCO ELÉTRICO Desconecte a alimentação de campo elétrico ao laser quaisquer ajustes ou reparos internos. Todos os reparos devem ser realizados por um representante ou agente autorizado do seu fornecedor de produtos Simplex local.

RISCO DE ELETRICIDADE ESTÁTICA A eletricidade estática pode danificar os componentes. Faça o seguinte:

- Ou aterramento deve ser feito em cada, antes de abrir ou instalar os componentes.
- Antes da instalação, remova manteria os componentes embrulhados em material antiestático.

RISCO DE SEGURANÇA OCULAR Em algumas condições de aplicação de fibra óptica, a saída óptica deste dispositivo pode exceder os limites de segurança dos olhos. Não use ampliação (como um microscópio ou outro dispositivo de foco) ao visualizar a saída do conector.

REGRAS E REGULAMENTAÇÕES DA FCC - PARTE 15 Este equipamento foi testado e considerado em conformidade com os limites para dispositivos digital Classe A, de acordo com a Parte 15 das Regras da FCC. Esses limites foram preparados para oferecer proteção razoável contra interferência prejudicial quando o equipamento é operado em um ambiente comercial. Este equipamento gera, usa e irradia energia de radiofrequência e, se não for instalado e usado de acordo com estas instruções, pode causar interferência prejudicial a comunicações de rádio. A operação deste equipamento em uma área residencial pode causar interferência prejudicial, sendo que o usuário deverá corrigir a interferência por conta própria.

TESTE DE NOVA ACEITAÇÃO DO SISTEMA APÓS ALTERAÇÕES NO SOFTWARE - Para garantir a operação adequada do sistema, este produto deve ser retestado de acordo com a NFPA 72®, após qualquer operação de programação ou alteração no software específico do site. O teste de nova aceitação é necessário após qualquer alteração, adição ou exclusão de componentes do sistema ou após qualquer modificação, reparo ou ajuste nas peças ou na fação do sistema.

Todos os componentes, circuitos, operações do sistema ou funções de software salsdaramente afetadas por uma alteração devem ser 100% testados. Além disso, para garantir que outras operações não sejam inadvertidamente afetadas, pelo menos 10% dos dispositivos desencadeadores que não são afetados diretamente pela alteração, até um máximo de 50 dispositivos, também devem ser testados e a operação adequada do sistema deve ser verificada.

NFPA 72® é uma marca registrada da National Fire Protection Association.

Introdução

Esta publicação descreve os procedimentos de instalação para unidades de display de rede (NDUs) opcionais.

As NDUs da rede 4120 são compatíveis com as unidades de controle de alarme de incêndio (FACU) 4100U e 4100ES, enquanto as NDUs das redes ES Net são compatíveis apenas com FACUs 4100ES.

Introdução à NDU

A NDU, série 4100, é um painel de sistema de alarme de incêndio configurável que funciona como uma unidade de recepção para sistemas programáveis.

Especificações

- Temperatura: 0 °C a 49 °C (32 °F a 120 °F)
- Umidade: 93% sem condensação (0 90°F (32°C)
- Requisitos de alimentação de entrada:
  - 4 A @ 120 VCA, 60 Hz
  - 2 A a 240 VCA, 50/60 Hz para cada fonte de alimentação

Visão geral

A NDU, é um anunciador de rede e controlador manual de sistema/ponto para uma rede de alarme de incêndio Simplex. Ela oferece um anúncio LED alfanumérico ou multitítulo para pontos de rede e/ou listas de pontos e pode ser programada para funcionar como o controlador primário da rede para silenciamento de alarme, reconhecimento de problema e redefinição do sistema. O anúncio em LCD com múltiplas linhas é de opção interface. Devem ser usados

Todos os outros produtos série 4100 como parte de uma rede 4100, as unidades de controle de alarme de incêndio tornam-se componentes de um sistema distribuído inteligente. Cada painel que se conecta diretamente à rede é chamado de "nó" da rede e é capaz de executar supervisão e controle individuais em seus dispositivos conectados localmente, mas tem a capacidade de rede de informar à NDU (assim como outras painéis de controle de rede) o status do ponto e a condição do painel. Isso permite que as informações do sistema cheguem ao local apropriado para obter uma resposta apropriada do sistema.

Múltiplas NDUs (embaladas separadamente) podem ser conectadas a uma rede 4100 para duplicar informações comuns em locais separados ou direcionar informações seleccionadas por tipo, como problemas e alarmes.

579-269 Rev. L

[pdf] User Manual

Instruções de instalação da unidade display rede Unidade 4100 9721 4120 com ES PS 2x40 francês canadense placa UTF 8 Q 0579269 filename* docs johnsoncontrols simplex api khub documents iGuODTv1U35n5ASuV3t0Qg content |||

Instrues de instalao da unidade de display de rede Cuidados, avisos e informaes regulamentares LEIA ... 0-6038 e 4100-6046. Usado para conexes com impressoras e CRTs de computadores. Switch contra violao **4100-0634**. Monitore o switch com um mdulo adaptador individual IAM IDNet ou ponto de monitor em um...

lang:pt score:15 filesize: 217.33 K page_count: 8 document date: 2021-04-01

[pdf] Flyer Accessories Borchure Catalog

Simplex Catalog 2021 Product Outside the US Edition simplex fire en us DocumentsandMedia Brochures Flyers Sell Sheets |||

Simplex Catalog 2021 For use outside the United States of America Contents Control Units .... wer Supply, Constant Supervision Compatible Part Number Description 4100-1290 4100-0632 4100-0633 **4100-0634** 4100-0635 4100-9837 24 Point I/O Module for external connections Terminal Block Utility M...

lang:en score:14 filesize: 9.92 M page_count: 95 document date: 2021-11-16



[pdf] Datasheet

MINIPLEX Transponders with ES PS Power Supplies DATASHEETSimplex 4100 5402 XPS Supply NEW Fire Alarm DepotSimplex datasheetcdn shopify s files 1 0226 2145 4408 Simplex datasheet v 1742830840 |||

UL, ULC, CSFM Listed; FM Approved, OTCR/NYC Approved* 4100ES Fire Control Units MINIPLEX Transponde ... 132 mA 132 mA Table 15: Miscellaneous Options and Accessories Model 4100-1290 4100-0632 4100-0633 **4100-0634** 4100-0635 4100-9837 2081-9031 Description 24 Point I/O Module for external connections, ...

lang:en score:14 filesize: 2.72 M page_count: 12 document date: 2021-09-16



[pdf] Datasheet Accessories

S4100 0037 miramo xml mmcomposer 4100 2144 FireAlarm firealarm 2020 09 |||

UL, ULC, CSFM Listed; FM Approved; MEA NYC Acceptance* Features 4100ES Fire Control Panels Cabine ... PDM Rack Mount Kit, order PDM separately per system voltage, one required per cabinet rack SKU **4100-0634** 4100-0635 Voltage 120 VAC Table 4: Power Distribution Modules 220/230/240 VAC Descript...

lang:en score:14 filesize: 2.85 M page_count: 6 document date: 2019-01-17

Simplex

Panneaux de commande d'alarme incendie 4100ES

Panneaux annonciateurs à distance

Caractéristiques

Les panneaux annonciateurs distants fournissent des informations sur l'état du panneau de commande d'alarme incendie à des emplacements distants du panneau de commande d'alarme incendie

Les fonctions types incluent :

- Indicateurs DEL d'état à distance et commandes d'entrée de commutateur dédiées situées sur les modules DEL/commutateurs
- Modules d'affichage d'état distants à DEL avec 8 DEL rouges ou 16 DEL (8 rouges et jaunes) et fichables pour permettre la sélection de la couleur des DEL jaunes, vertes ou rouges sont commandées séparément)
- Microphone distant et interface opérateur pour bicoïs au système de communication vocal/alarme d'urgence
- Téléphone principal distant pour communiquer avec le système d'alarme incendie et d'urgence
- Modèles offerts avec interface utilisateur à écran couleur tactile ES.

Les modules optionnels comprennent ce qui suit :

- Option de centre de commande distant pour l'affichage de l'état de l'alarme et de l'alerte d'urgence/commutateurs de contrôle pour les modèles 4100-9810 et 4100-9811 sans écran couleur ou de 5.0.
- Module d'E/S à 24 points
- Ports RS-232 pour imprimante distante ou de bornes de sortie
- Alimentations avec chargeur de batterie pour annonciateur
- Imprimante montée sur panneau pour fonctionnement de l'état du système

Exigences de câblage :

- Les communications supervisées RLI ou PLI+ (interface de l'unité à distance) à partir du panneau de commande d'alarme incendie de l'hôte fournissent des connexions SLC (circuit de ligne de signalisation) de classe B ou classe X
- Les microphones et les circuits téléphoniques nécessitent leur propre câblage dédié

Homologué en vertu des normes suivantes :

- UL 864, Détecteur et contrôle d'incendie (UOJZ), contrôle des fumées (UUKL), dispositif de libération (SYZX), équipement de changement d'emplacement et de communication d'urgence (UOXX)
- UL 1076, unités d'alarme antivol – enclosures (APOU)
- UL 2017, équipement de gestion des processus (QVAX), unités de commande des systèmes d'alarme d'urgence (FKZX)
- UL 1730, détecteur de fumée (UULH)
- UL 2572, systèmes de notification de masse (FGAW)
- CAN/ULC-S527, Norme pour les unités de contrôle des systèmes d'alarme incendie (UOJZ7), dispositif de libération (SYZX)
- CAN/ULC-S559, équipement pour les centres et le système de réception des signaux d'incendie (DAWC)
- ULC/ORD C1076, unités et systèmes d'alarme antivol exclusifs (APOU7)
- ULC/ORD C1706, équipement du système de contrôle de la fumée (UUKL7)

Introduction

Panneaux annonciateurs à distance

Les panneaux annonciateurs à distance sont des transpondeurs dédiés qui prennent en charge les informations sur l'état du système d'alarme incendie. Les informations sur l'état du système d'alarme incendie de l'hôte est situé loin de la zone où les personnes qui interviennent en cas d'incendie ont besoin d'informations sur l'état de la situation.

Statut et contrôle

Les commandes convennent aux pompiers ou à d'autres intervenants des services d'incendie pour accéder à des renseignements particuliers et pour la commande du système. Lorsqu'il est équipé d'un microphone à distance et d'un système de communication vocale et d'alarme d'urgence, le système d'alarme d'urgence peut contrôler le système et livrer pour certains messages préenregistrés, sélectionner des zonalités spécifiques, lancer la diffusion en direct d'informations globalement dans le système ou vers certaines zones.

Téléphone principal distant pour services d'incendie

Lorsqu'il est équipé d'un téléphone principal distant, l'utilisateur autorisé peut se connecter aux demandes d'appel téléphonique à distance et permettre aux appelants (être connectés entre eux. Bien qu'ils soient destinés à aider les intervenants en cas d'incendie, ces systèmes sont également utiles lors de la configuration et des essais du système.

*Diverses homologations peuvent être applicables, communiquez avec votre fournisseur local de produit Simplex pour obtenir les renseignements les plus récents.

S4100-1039 Rév. 1 08/2020

[pdf]

Panneaux annonciateurs à distance Johnson Controls Caractéristiques Les panneaux distants fournissent des informations sur l état du panneau de commande d alarme S4100 1039 simplex fire en us DocumentsandMedia Translations fr ca |||

Homologu UL, ULC* Panneaux de commande d alarme incendie 4100ES Panneaux annonciateurs distance C ... Rv. 1 08/2020 Panneaux annonciateurs distance Modle 4100-0644 4100-0645 4100-0646 4100-0647 UGS **4100-0634** 4100-0635 UGS 4100-2300 4100-1279 4100-9835 4100-0632 4100-0633 4100-9843 4100-9844 4100-9...

lang:fr score:14 filesize: 13 M page_count: 16 document date: 2020-10-20



Simplex

UL, ULC, CSFM Listed; FM Approved; MEA (NYC) Acceptance*

4100ES Fire Control Panels

Cabinet Reference; Boxes, Doors, Dress Panels, Rack Mounting, and Accessories

Features

4100ES Box and door options:

- Boxes are available sized for one, two, or three equipment bays, each with a battery bay located at the bottom
- Colors include platinum or red
- Doors are glass front with modular dress panels, or solid
- Models are available with box and door combined for single package shipping, or packaged separately
- Enclosures are NEMA 1 rated
- Refer to individual 4100ES data sheets for product application listings (see list on page 2)

Door and dress panel selection is coordinated with cabinet function:

- Glass doors with modular dress panels provide visibility of annunciation and interface modules for Control Panels, Network Display Units (NDUs), and Remote Annunciators
- Solid doors are for MNPLEX Transponders and utility function cabinets where module visibility is not required

4100ES Enclosure details:

- Latching doors panels easily lift off for internal access
- Smooth box surfaces are provided for locally cutting conduit entrance holes exactly where required
- Alignment markers are provided at the top and bottom of each box side for 6" (152 mm) or 4" (102 mm) wall studs
- Knockout screw-heel holes are supplied for semi-flush mounting

Upright cabinet rack packaging reference:

- For use with Heel Industries Inc. special cabinet rack model number 45964
- Refer to page 2 for cabinet rack listing

4100ES One Bay Cabinets

4100ES Two Bay Cabinets

4100ES Three Bay Cabinets

Cabinet Rack Enclosure (shown with door open)

S4100-0837-11 5.02IG

[pdf] Datasheet Accessories

Microsoft Word S4100 0037 11 RiBryant 4100ES Fire Control Panels Cabinet Reference FireAlarm firealarm 2021 07 |||

UL, ULC, CSFM Listed; FM Approved; MEA NYC Acceptance* Fire Control Panels Cabinet Reference; Box ... PDM separately per system voltage, one required per cabinet rack Power Distribution Modules Model **4100-0634** 4100-0635 Voltage 120 VAC 220/230/240 VAC Description Power Distribution Module PDM ; s...

lang:en score:13 filesize: 346.15 K page_count: 4 document date: 2013-04-25



Simplex

UL/ULC Listed*

Simplex ES Network (ES Net)

4100ES Network Display Units with SPS Power Supplies for ES Net

Features

Network Display Unit (NDU) provides annunciation for up to 12,000 ES Net network points:

- The basic NDU is a special purpose master controller that includes an ES Net network interface card.
- Combining a basic NDU with a Voice Command Center (VCC) provides an additional separate Network node within the same cabinet for control of Network level Emergency Voice/Alarm Communications equipment.

Master Controller (top) bay:

- Master controller assembly with operator interface
- Enhanced CRT with dual configuration programs, convenient service and operator menus, and up to 12,000 points
- System power supply (SPS) and charger (9 A total) with on-board programmable auxiliary output
- Operator interface that is conveniently color coded with raised switches providing high confidence feedback
- Available with Intelligent Command Center expanded content user interface (refer to data sheet: S4100-0045)
- Construction that is optimized for easy installation, upgrade, and maintenance
- Lockable (optional separately) provides view of available operator controls visible behind locked door.

Standard addressable interfaces include:

- Remote annunciator module support via RLI (remote unit interface) communications port

NDU field installed option modules include:

- DAC and Dy Connection
- Service modems for remote panel status inquiry
- RS-232 ports for printers or maintenance terminals
- Alarm relays and expansion power supplies
- SafeLINC Internet interface
- Battery brackets for seismic area protection

For NDU with VCC:

- Optional features are similar to a remote ES Net control panel and an extensive list of modules for voice paging, notification, and user interface

Listings information:

- UL 864, Fire Detection and Control (UOJZ), Smoke Control Service (UUKL), Releasing Device Service (SYZX)
- UL 1076, Proprietary Burglar Units and Systems (APOU)
- UL 2017, Process Management Equipment (QVAX), Emergency Alarm System Control Units (FKZX)
- UL 1730, Smoke Detector Monitor (UULH)
- UL 2572, Mass Notification Systems (FGAW)
- CAN/ULC-S527, Control Units for Fire Alarm Systems (UOJZ7), Releasing Device Service (SYZX7)
- ULC/ORD C1076 Proprietary Burglar Alarm Units and Systems (APOU7)
- ULC/ORD C1706 Smoke Control System Equipment (UAKL7)

Node 4 (4010ES)

Node 3 (4100ES)

Node 5 (4100ES)

4100ES NDU with VCC, Node 1 and Node 2

Figure 1: ES Net Network One-Line Diagram Showing an NDU with VCC

Introduction

The 4100ES Network Display Unit for ES Net is a network level annunciator that provides a convenient, cost effective, and flexible alphanumeric annunciation for up to 12,000 network points and/or point lists and can be programmed to function as the network master controller for Alarm Silence, Trouble Acknowledge, and System Reset.

ES Net Network Overview

When connected to other ES Net nodes, individual fire alarm control panels become components of a distributed intelligence system. Each panel that directly connects to the network is called a network "node" and is capable of performing individual supervision and control on its local point lists. Each node has the ability to order the 4100ES NDU (as well as other network control panels) of point status and panel condition. This allows system information to reach the proper location for appropriate system response.

Discontinued

S4100-0077 Rev. 6 10/2019

[pdf] Datasheet

S4100 0077 miramo xml mmcomposer Simplex ES Network Net FireAlarm 4100ES Display Units with SPS Power Supplies for UL 864 Fire Detection and Control UOJZ Smoke Service firealarm 2021 03 |||

UL,ULC Listed* Simplex ES Network ES Net 4100ES Network Display Units with SPS Power Supplies for ... robe or 2 Blocks 50 mA 50 mA 4100-5115 4100-5111 d 4100-5113 e 4100-5125 u 4100-5127 4100-5152 tin **4100-0634** 4100-0635 SmartSync, two-wire operation NAC Expansion Module, 3 NACs, Class A/B, mounts ...

lang:en score:13 filesize: 4.86 M page_count: 12 document date: 2020-11-11



[pdf] Datasheet

S4100 0104 miramo xml mmcomposer Simplex ES Network Net AWS 4100ES Display Unit NDU Annunciator Panels with EPS Power Supplies for Page 2 Rev 7 8 2019 Overview When s4100 nidux stores s3 amazonaws 10349 |||

UL,ULC Listed* Simplex ES Network ES Net 4100ES Network Display Unit NDU Annunciator Panels wit ... s A/B NACs, 4100-5101 4100-5103 d 4100-5102 e 4100-5115 u 4100-5125 tin nt 4100-5127 n e 4100-5152 **4100-0634** o 4100-0635 120 VAC UL rated 3 A for special application appliances 2 A for regulated ...

lang:en score:13 filesize: 5.72 M page_count: 14 document date: 2021-11-11



[pdf] Parts List Specifications Datasheet Accessories Label

Datasheet 565 217 Simplex JEM Systems 4100 CLASS A RUI BD565 SIMPLEX BD 742 342 hvacusa media datasheetfiles |||

Dress Panel 2-Bay Shown for Reference See Page 2 Master Controller See Page 3 4100U Service Part ... es 742-816 742-396 742-513 565-166 566-246 566-248 574-123 574-923 733-940 733-941 4100-0156 **4100-0634** 4100-0635 8V DC Converter Power Distribution Module 120 volts Power Distribution Module...

lang:en score:13 filesize: 330.59 K page_count: 20 document date: 2017-06-21

[pdf] Flyer Accessories Borchure Catalog

Simplex Catalog 2021 5 Reasons why TrueAlert ES helps you take safety to another level Control Units 4100ES Fire FD2009004 Product Catalogue simplex fire en us DocumentsandMedia Brochures Flyers Sell Sheets |||

Simplex Catalog 2021 Contents Control Units .... wer Supply, Constant Supervision Compatible Part Number Description 4100-1290 4100-0632 4100-0633 **4100-0634** 4100-0635 4100-9837 24 Point I/O Module for external connections Terminal Block Utility M...

lang:en score:13 filesize: 8.65 M page_count: 188 document date: 2021-03-15

[pdf] Flyer Borchure Catalog

Catálogo Simplex 2021 Fire Unidades de control Unidad incendios 4100ES FD2009004 Product Catalogue LS simplex fire en us DocumentsandMedia Brochures Flyers Sell Sheets |||

Catlogo Simplex 2021 ndice Unidades de control..... ... 0 Producto Referencia de pieza 4100-1290 4100-0632 Opciones y accesorios miscelneos 4100-0633 **4100-0634** 4100-0635 4100-9837 Opciones y accesorios miscelneos 2081-9031 Mdulos del tubo vertic...

lang:es score:13 filesize: 10.81 M page_count: 95 document date: 2021-07-01

[pdf] Flyer Borchure Catalog

Catálogo Simplex 2021 Fire Unidades de controle Unidade incêndio 4100ES FD2009004 Product Catalogue BP simplex fire en us DocumentsandMedia Brochures Flyers Sell Sheets |||

Catlogo Simplex 2021 ndice Unidades de controle..... ... adro 20 Produto Nmero de pea Descrio 4100-1290 4100-0632 Acessrios e Opes Diversos 4100-0633 **4100-0634** 4100-0635 4100-9837 Acessrios e Opes Diversos 2081-9031 Mdulos Verticais de udio 410...

lang:es score:13 filesize: 10.83 M page_count: 95 document date: 2021-07-01

[pdf] Flyer Borchure Catalog

Catalogue Simplex 2021 Modules de commande Panneau contrôle d alarme incendie 4100ES FD2009004 Product CF simplex fire en us DocumentsandMedia Brochures Flyers Sell Sheets |||

Catalogue Simplex 2021 Contenu Modules de commande..... ... de travail Produit Numro de pice 4100-1290 4100-0632 Options et accessoires divers 4100-0633 **4100-0634** 4100-0635 4100-9837 Options et accessoires divers 2081-9031 Modules d lvateur audio ...

lang:fr score:13 filesize: 7.5 M page_count: 188 document date: 2021-08-10

[pdf] Accessories Catalog

Download Simplex Product Catalog USA English tyco widen net content j5umhbzhsh original u d73svt true |||

Simplex Catalog 2022 Contents Control Units .... fiers with Power Supply, Constant Supervision Compatible Part Number 4100-1290 4100-0632 4100-0633 **4100-0634** 4100-0635 4100-9837 Description 24 Point I/O Module for external connections Terminal Blo...

lang:en score:12 filesize: 12.08 M page_count: 105 document date: 2022-11-15

[pdf] Catalog

DownloadSimplex Product Catalog USA SpanishSimplex Spanishtyco widen net content vvle4zpqzc original Simplex Spanish true |||

Catlogo Simplex 2021 ndice Unidades de control..... ... 0 Producto Referencia de pieza 4100-1290 4100-0632 Opciones y accesorios miscelneos 4100-0633 **4100-0634** 4100-0635 4100-9837 Opciones y accesorios miscelneos 2081-9031 Mdulos del tubo vertic...

lang:es score:12 filesize: 10.81 M page_count: 95 document date: 2021-07-01

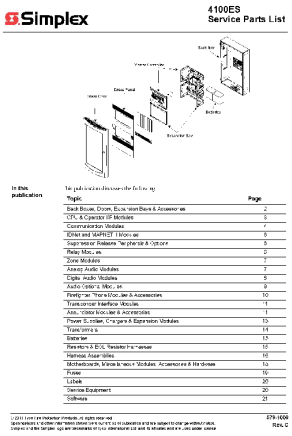

[pdf] User Manual Parts List Specifications Accessories Label

Simplex FireAlarm Back Boxes Doors Expansion Bays Accessories CPU Operator I F Modules Communication IDNet and MAPNET II v1 firealarm 2022 10 733 621 srsltid ARcRdnq xgpD9yN6ndO8ah70tqmRdUHmAIulO1ii7ZBY6WztGkARkVH7 FireAlarmSimplex FireAlarmBack Modules4004 9810 or 566 799 579 158 841 992 4004 Contact Closure DACT 8566 338 574 046 NA 4100 6055 Dial In Service Modem 355firealarm AfmBOooVRhMiy5F28CcZnilQv4Jey4VrYyQP iTT57qXk680nBCMyVqA 355Simplex the logo are trademarks ofTyco International Ltd 4603 9101 Rem LCD Annun w Alarm Silenced LED 274 240 Red LEDfirealarm iTT57qXk680nBCMyVqAfirealarm AfmBOop U1MKLbHdDr08Xjfi8Y2cjnvTcidZZEdBub88IA5XBohFhmMc LED4603 565 078 Board for 329firealarm U1MKLbHdDr08Xjfi8Y2cjnvTcidZZEdBub88IA5XBohFhmMcfirealarm AfmBOorwjh284KMb0U8I2dY7JqOkvdrpN0FQ5iDsZoXixk3YJsJ9JJ6G 329Back Modulesfirealarm AfmBOorwjh284KMb0U8I2dY7JqOkvdrpN0FQ5iDsZoXixk3YJsJ9JJ6Gfirealarm AfmBOoqS sNs6xP2L HPb3wgxmAl3nu1b ItagbaiQGy4loiOAAHcpOA ModulesSimplex TrueAlert Power Supply PCC TPS 4009T ***740 748 Quad firealarm ItagbaiQGy4loiOAAHcpOAfirealarm AfmBOorhtz0leLhKvjpThput72rGU GvPEKerve3mO1A iM5YK1zS6BJ 3294100ES Applique Kit Remote Unit Interface W FUI Can French TrueStart Installation Instrument refer to manual detailed service partsBack AfmBOorDjgbaPJazGqSl7wWmg Nw5RBdrd lXwbLigtSpEchfh9hYyAYfirealarm parts4100ES NNx7h9fpslyS K7MsbePzGPdz94wb6tFkTkFF4Pjhgcv47cGfirealarm |||

.Simplex 4100ES Service Parts List Back Box Dress Panel Batteries Expansion Bay In this publica ... 6-277 565-215 566-722 566-710 579-246 579-218 579-902 579-81 2 733-940 733-941 NA NA 4100-0156 **4100-0634** 4100-0635 8V DC Converter Power Distribution Module 120 volts Power Distribution Module...

lang:en score:12 filesize: 1.36 M page_count: 22 document date: 2014-01-17

[pdf] Catalog

DownloadSimplex Product Catalog USA Canadian FrenchSimplex Frenchtyco widen net content 8quf6wlfpw original Simplex French true |||

Catalogue Simplex 2021 Contenu Modules de commande..... ... de travail Produit Numro de pice 4100-1290 4100-0632 Options et accessoires divers 4100-0633 **4100-0634** 4100-0635 4100-9837 Options et accessoires divers 2081-9031 Modules d lvateur audio ...

lang:fr score:12 filesize: 7.5 M page_count: 188 document date: 2021-08-10

[pdf] Catalog

DownloadSimplex Product Catalog USA Brazilian PortugueseSimplex Portuguesetyco widen net content dml6ewprmw original Simplex Portuguese true |||

Catlogo Simplex 2021 ndice Unidades de controle..... ... adro 20 Produto Nmero de pea Descrio 4100-1290 4100-0632 Acessrios e Opes Diversos 4100-0633 **4100-0634** 4100-0635 4100-9837 Acessrios e Opes Diversos 2081-9031 Mdulos Verticais de udio 410...

lang:es score:12 filesize: 10.83 M page_count: 95 document date: 2021-07-01

[pdf] Accessories Catalog

DownloadSimplex Product Catalog US English DigitalSpreadsSimplex DigitalSpreadstyco widen net content 6gta7t47kb original Simplex DigitalSpreads u 77lbkw true DownloadDownloadSimplex truetyco ||| ||| Simplex Catalog 2025 Contents Control Units . 07 4100ES Fire Control Unit . 13 Panel-Mounted Annunciation Modules . 15 System Accessories - Modules 16 Emergency Voice/Alarm Communications with ES Touch Screen Display Equipment . 17 System A

Simplex Catalog 2025 Contents Control Units .... fiers with Power Supply, Constant Supervision Compatible Part Number 4100-1290 4100-0632 4100-0633 **4100-0634** 4100-0635 4100-9837 Description 24 Point I/O Module for external connections Terminal Blo...

lang:en score:12 filesize: 29.24 M page_count: 109 document date: 2025-05-22

[pdf] Accessories Catalog

DownloadSimplex Product Catalogue Intl Updates excluding USA English DigitalSpreadsSimplex Int l DigitalSpreadstyco widen net content d2rk93ckhy original Simplex DigitalSpreads true DownloadDownloadSimplex truetyco u 77lbkw ||| ||| Simplex Catalog 2025 For use outside the United States of America Contents Control Units . 07 4100ES Fire Control Unit . 13 Panel-Mounted Annunciation Modules . 16 System Accessories - Modules 17 Emergency Voice/Alarm Communications with ES

Simplex Catalog 2025 For use outside the United States of America Contents Control Units .... wer Supply, Constant Supervision Compatible Part Number Description 4100-1290 4100-0632 4100-0633 **4100-0634** 4100-0635 4100-9837 2081-9031 4100-0621 4100-0622 4100-1361 4100-1362 4100-1312 4100-1313 ...

lang:en score:12 filesize: 31.85 M page_count: 109 document date: 2025-05-22

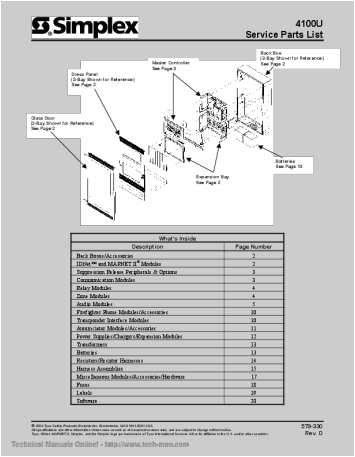

Simplex 4100U Service Parts List

Dress Panel (2-Bay Shown for Reference) See Page 2
Master Controller See Page 3
Back Box (2-Bay Shown for Reference) See Page 2
Dress Door (2-Bay Shown for Reference) See Page 2
Batteries See Page 13
Expansion Bay See Page 2

What's Inside

Description	Page Number
Back Boxes/Accessories	2
1024e™ and MAINNET II™ Modules	2
Suppression Relays Peripherals & Options	3
Controller Modules	3
Relay Modules	4
Zone Modules	4
Audio Modules	5
Firefighter Phone Modules/Accessories	10
Transponder Interface Modules	10
Annunciator Modules/Accessories	11
Power Supplies/Chargers/Expansion Modules	12
Transformers	13
Batteries	13
Resistors/Resistor Harnesses	14
Horns/Accessories	15
Micro Inserts Modules/Accessories/Harnesses	17
Fuses	18
Labels	19
Software	20

579-330 Rev. D

Technical Manuals Online! - http://www.tech-man.com

[pdf] Parts List Specifications Datasheet Accessories Label

DESCARGUE AQUÍ DATASHEET SIMPLEX 742 5904100U es 2X40 Ifc Door Assy megacenter clDatasheet 590megacenter cl datasheet Detección de Incendio Sistemas Direccionables Datasheet 590 |||

Dress Panel 2-Bay Shown for Reference See Page 2 Master Controller See Page 3 4100U Service Part ... es 742-816 742-396 742-513 565-166 566-246 566-248 574-123 574-923 733-940 733-941 4100-0156 **4100-0634** 4100-0635 8V DC Converter Power Distribution Module 120 volts Power Distribution Module...

lang:en score:11 filesize: 289.78 K page_count: 20 document date: 2005-08-14



Simplex

Lista de peças de serviço de 4100ES

Visualizador de Componentes do 4100ES

Figura 1: Painel de Alarme Contra Incêndio 4100ES (ampliada)

Caixas de fundo, portas, balas de expansão e acessórios

Tabela 1: Caixas de fundo

Peça de serviço de reposição	Semente para referência PID do recurso de vendas	Instruções de instalação	Descrição
2975-5400	2975-5400	579	Caixa de fundo de 1 baia - vermelha
2975-5408	2975-5408	579-117	Caixa de fundo de 2 baias - vermelha
2975-5400	2975-5400		Caixa de fundo de 3 baias - vermelha
2975-4408	2975-4408		Caixa de fundo de 1 baia - platina
2975-5409	2975-5409		Caixa de fundo de 2 baias - platina
2975-5440	2975-5440		Caixa de fundo de 3 baias - platina

Tabela 2: Acessórios da caixa de fundo

Peça de serviço de reposição	Semente para referência PID do recurso de vendas	Instruções de instalação	Descrição
2975-5811	2975-5811	579-117	Caixa de guarnição semembutida - Bege (cabe caixa de 1, 2 e 3 baias)
2975-5813	2975-5813		Caixa de guarnição semembutida - Vermelho (cabe caixa de 1, 2 e 3 baias)
2975-5815	2975-5815		Caixa de guarnição semembutida - Platina (cabe caixa de 1, 2 e 3 baias)

579-1008 Rev. AD

[pdf]

Lista de peças serviço 4100ES Johnson Controls 650 2330AC N A 4100 6414 Kit mídia fibra * Disponível em CD e no site Simplex Fire seção Downloads Suporte Técnico UTF 8 Q 05791006 filename* docs johnsoncontrols simplex api khub documents KX~tQB3DvDr5xFrH~rsFLw content |||

Visualizador de Componentes do 4100ES Lista de peas de servio de 4100ES Figura 1: Painel de Alarme ... 4-923 579-218 Chicote de PID de interconexo recurso de vendas 733-940 e 4100-0156 733-941 N/A **4100-0634** N/A 4100-0635 N/A 4100-5152 Descrio Conversor CC 8V Mdulo de distribuio de alimentao ...

lang:es score:11 filesize: 455.18 K page_count: 22 document date: 2022-05-13

Simplex

UL, ULC, CSFM Listed, FM Approved*

Datasheet
4100ES Fire Control Panels
Remote Annunciator Panels

Features

Remote Annunciator Panels provide fire alarm control unit (FACU) status information at locations distant from the FACU.

Typical functions include the following features:

- Remote status LED indicators and dedicated switch input controls located on LCD/LED annunciator
- Remote LED annunciator modules with 8 red LEDs or 16 LEDs, 8 red and 8 yellow that are pluggable to allow color selection. Order yellow, green, or red LEDs separately
- Remote microphone and operator interface for access to the emergency voice/alarm communications system
- Remote master telephone for communicating to the firefighter telephone system
- Models available with Color ES Touch Screen Display User Interface

Additional optional modules include the following items:

- Remote Command Center option for LCD status readout and keyswitch functions (4100-9010 and 4100-9011 with Color ES Touch Screen Display)
- 24 Point I/O module
- RS-232 ports for remote printer or terminal connections
- Power supplies with battery charger for annunciator
- Panel mounted printer for system status recording

Wiring requirements:

- Remote unit interface (RUI) or RUI+ supervised communications from the host FACU provide Class B or Class A signaling line circuit (SLC) pathway connections
- Microphone and telephone circuits require their own dedicated wiring

Listed to the following standards:

- UL 864, Fire Detection and Control (UUD), Smoke Control Service (UUKL), Releasing Device Service (DYZV), Emergency Communication and Relocation Equipment (UOQS), Control Unit Accessories (UOXX)
- UL 1076, Proprietary Alarm Units - Burglar (APOU)
- UL 2017, Process Management Equipment (QVAX), Emergency Alarm System Control Units (FSZI)
- UL 1730, Smoke Detector Monitor (UULH)
- UL 2572, Mass Notification Systems (FGAM)
- CAN/ULC-S527 Control Units for Fire Alarm Systems (UOQT7), Releasing Device Service (DYZV7), Control Unit Accessories (UOXX7)
- CAN/ULC-S559 Central Station Fire Alarm System Units (DAWX7)
- UL/CORD C1076 Proprietary/Burglar Alarm Units and Systems (APOU7)
- UL/CORD C100 Smoke Control System Equipment (UUKL7)

Introduction

Remote Annunciator Panels

Remote Annunciator Panels are dedicated purpose transponders that support fire alarm system status information. A typical use case is when the host FACU is located away from the area where those responding to a fire situation need status information.

Status and control

The controls are suitable for firefighters or other fire brigade responders to access particular information and for system control. When equipped with a remote master phone, the authorized user can connect to remote phone system control, an authorized user can take command of the system and either play selected pre-recorded messages or select specific zones, or initiate live broadcast information either globally into the system, or to selected areas.

Remote Annunciator Panelfighter Phone

When equipped with a remote master phone, the authorized user can connect to remote phone call-in requests and allow callers to connect to each other. Although intended for use in assisting fire responders, these systems are also helpful during system setup and test.

* This product has been approved by the California State Fire Marshal (CSFM) pursuant to Section 13145.1 of the California Health and Safety Code. See CSFM Listing 7165-2200:0162 for allowable values and/or conditions concerning material presented in this document. Additional listings may be applicable; contact your local Simplex product supplier for the latest status.

54100-1039 Rev. 6 04/2022

[pdf] Datasheet

Remote Annunciator Panels 4100ES Fire Control FireAlarm S4100 1039 firealarm 2022 07 |||

UL, ULC, CSFM Listed, FM Approved* Datasheet 4100ES Fire Control Panels Remote Annunciator Panels ... s select as required for appropriate input voltage. 230 VAC PDM Harness 240 VAC PDM Harness SKU **4100-0634** 4100-0635 Voltage 120 VAC 220/230/240 VAC Table 14: Power Distribution Modules Descript...

lang:en score:11 filesize: 15.21 M page_count: 16 document date: 2020-08-17

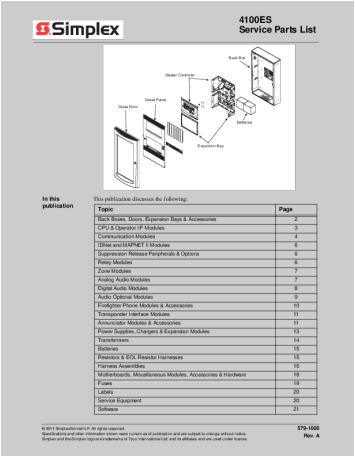

Simplex 4100ES Service Parts List

Official service parts list for the Simplex 4100ES fire alarm system, detailing replacement components, modules, and accessories for maintenance and repair.

lang:en score:11 filesize: 1.13 M page_count: 22 document date: 2011-02-17



[pdf]

S4100 0035 miramo xml mmcomposer Fire Control Panels firealarm 2020 06 |||

Fire Control Panels UL, ULC, CSFM Listed; FM Approved; MEA NYC Acceptance* Addressable Fire Dete ... provide synchronized strobe or SmartSync, two-wire operation. Model 4100-1290 4100-0632 4100-0633 **4100-0634** 4100-0635 4100-9837 2081-9031 Table 6: Miscellaneous Options and Accessories Description...

lang:en score:10 filesize: 2.77 M page_count: 12 document date: 2019-01-30



[pdf]

S4100 0036 15 8 pages 4100ES Fire Alarm Control Panels NDU R Bryant Panneaux de commande d incendie Fonctionnalités L unité affichage réseau offre des annonces pour un maximum 12 000 points Le base est contrôleur principal UTF Q 5Ffr ca filename* fr docs johnsoncontrols simplex api khub documents zntfna7Bu2TU4Wo0jw0v3w content |||

Homologation UL, ULC et CSFM; agr MEA NYC * Panneaux de commande d incendie Unit d affichage de rs ... 85 mA 4100-5152 Option d alimentation de 12 V c.c., 2 A 12 V c.c. maximum 1 bloc 1,5 A maximum **4100-0634** 120 V c.a. 4100-0635 220/230/240 V c.a. Module de distribution d alimentation PDM ; sle...

lang:fr score:10 filesize: 1.47 M page_count: 8 document date: 2021-11-11



Simplex

UL, ULC, CSFM Listed; FM Approved; OTCR/NYC Approved*

Fire Control Panels

Addressable Fire Detection and Control MINIPLEX Transponders

Features

4100ES Series MINIPLEX transponders allow remotely located initiating and notification functions:

- Transponder operation is available as standard or with local mode operation
- Communications with the host fire alarm control panel use the Remote Unit Interface (RUI) format

Initiating functions include:

- Conventional initiating device circuit (IDC) support
- Addressable device support including TrueAlarm analog sensor compatibility

Notification functions include:

- Conventional DC notification appliance circuits including TrueAlert strobe and horn appliances
- Emergency voice/alarm communications

Local mode operation provides:

- Default local initiating and notification operation in the event of a communications loss with the host control panel
- Enabling of an optional Local Mode Controller with a local alarm sounder, LED status indicators, and keyswitch enabled control switches
- Support for conventional Initiating Device Circuits (IDCs), conventional Notification Appliance Circuits (NACs), addressable Other devices, addressable DVMC notification appliances, and default output tones from local amplifiers

Optional modules include:

- Digital or Analog audio riser modules for connection to system audio signals
- Digital or analog input audio amplifiers with integral on-board NACs
- Power supplies with or without battery chargers
- City Connect modules and RS-232 ports for printers or maintenance terminals
- Alarm relays, auxiliary relays, additional IDC modules, and NAC expansion modules

NEMA 1/IP30 cabinets are equipped with solid doors (platinum or red) and in one, two, or three bay sizes

Listed to:

- UL 864, Fire Detection and Control (UOJZ), Smoke Control Service (SUXL), Releasing Device Service (DYZV), Emergency Communication and Relocation Equipment (UOQY)
- UL 1076, Proprietary Alarm Units - Burglar (APOU)
- UL 2017, Process Management Equipment (QVAX), Emergency Alarm System Control Units (PSZI)
- UL 1730, Smoke Detector Monitor (ULLH)
- UL 2572, Mass Notification Systems (FGAM)
- CAN/ULC S527 Control Units for Fire Alarm Systems (UOJZ7), Releasing Device Service (DYZV7)
- CAN/ULC S559 Central Station Fire Alarm System Units (DWVR7)
- UL/CORD C1076 Proprietary Burglar Alarm Units and Systems (APOU7)
- UL/CORD C100 Smoke Control System Equipment (UUKL7)

* Additional listings may be applicable, contact your local Simplex product supplier for the latest status.

Introduction

4100ES MINIPLEX transponders connect to a host 4100ES Fire Alarm Control Panel using Simplex remote unit interface (RUI) communications. At the transponder, RUI communications are received by the transponder interface module and translated into the same internal communications format that is used in the host control panel.

Remotely located modules. With RUI communications, the transponder can remotely provide the same initiating and notification functions that occur at the host control panel without requiring multiple long distance wiring runs. Connections to the host panel are low current communications and audio wiring with distances up to 2500 ft (762 m).

4100U Series Products Note. The system modules and features listed in this data sheet are both compatible with, and listed for use with 4100U series fire alarm control panels. Contact your local Simplex product supplier for details.

Please refer to document **S4100-1031** and the other documents listed in Additional 4100ES Product References for additional information concerning the extensive initiating and notification features of the 4100ES fire alarm control panels.

Figure 1: Typical 4100ES MINIPLEX System One-Line Drawing

Module Bay Description

Transponder model 4100-9600 includes a bay assembly, a power distribution interface module (PDI), a Basic Transponder Interface Module, and an interconnect harness. Communications with the host fire alarm control panel are via a Remote Unit Interface (RUI) connection that allows for up to 2500 ft (762 m) distance. RUI can communicate with up to a total of 31 remote devices and can be either Class B or Class A communications.

Transponder model 4100-9601 substitutes a Local Mode Transponder Module for the Basic Transponder Module.

Optional Expansion Bays each includes a PDI and accept a variety of optional modules (refer to tables from MINIPLEX Transponder Product Selection onwards)

The Battery Compartment (bottom) accepts two batteries, up to 50 Ah, that can be mounted within the cabinet. Battery mounting does not interfere with available module space. A power supply with battery charger is required for each battery set.

S4100-1035 Rev. 3 03/2020

[pdf]

Addressable Fire Detection and Control MINIPLEX Transponders 4100ES Series transponders allow remotely located initiating notification functions Transponder operation is available as standard or with S4100 1035 firealarm attachment id 47644 |||

Fire Control Panels UL, ULC, CSFM Listed; FM Approved, OTCR/NYC Approved* Addressable Fire Detecti ... 132 mA 132 mA Table 7: Miscellaneous Options and Accessories Model 4100-1290 4100-0632 4100-0633 **4100-0634** 4100-0635 4100-9837 2081-9031 Description 24 Point I/O Module for external connections, ... lang:en score:10 filesize: 2.79 M page_count: 10 document date: 2020-03-24



Simplex

UL, ULC, CSFM Listed; FM Approved, OTCR/NYC Approved*

Fire Control Panels

Addressable Fire Detection and Control MINIPLEX Transponders

Features

4100ES Series MINIPLEX transponders allow remotely located initiating and notification functions:

- Transponder operation is available as standard or with local mode operation
- Communications with the host fire alarm control panel use the Remote Unit Interface (RUI) format

Initiating functions include:

- Conventional initiating device circuit (IDC) support
- Addressable device support including TrueAlarm analog sensor compatibility

Notification functions include:

- Conventional DC notification appliance circuits including TrueAlert strobe and horn appliances
- Emergency voice/alarm communications

Local mode operation provides:

- Default local initiating and notification operation in the event of a communications loss with the host control panel
- Enabling of an optional Local Mode Controller with a local alarm sounder, LED status indicators, and keyswitch enabled control switches
- Support for conventional Initiating Device Circuits (IDCs), conventional Notification Appliance Circuits (NACs), addressable Other devices, addressable DVMC notification appliances, and default output tones from local amplifiers

Optional modules include:

- Digital or Analog audio riser modules for connection to system audio signals
- Digital or analog input audio amplifiers with integral on-board NACs
- Power supplies with or without battery chargers
- City Connect modules and RS-232 ports for printers or maintenance terminals
- Alarm relays, auxiliary relays, additional IDC modules, and NAC expansion modules

NEMA 1/IP30 cabinets are equipped with solid doors (platinum or red) and in one, two, or three bay sizes

Listed to:

- UL 864, Fire Detection and Control (UOJZ), Smoke Control Service (SUXL), Releasing Device Service (DYZV), Emergency Communication and Relocation Equipment (UOQY)
- UL 1076, Proprietary Alarm Units - Burglar (APOU)
- UL 2017, Process Management Equipment (QVAX), Emergency Alarm System Control Units (PSZI)
- UL 1730, Smoke Detector Monitor (ULLH)
- UL 2572, Mass Notification Systems (FGAM)
- CAN/ULC S527 Control Units for Fire Alarm Systems (UOJZ7), Releasing Device Service (DYZV7)
- CAN/ULC S559 Central Station Fire Alarm System Units (DWVR7)
- UL/CORD C1076 Proprietary Burglar Alarm Units and Systems (APOU7)
- UL/CORD C100 Smoke Control System Equipment (UUKL7)

* Additional listings may be applicable, contact your local Simplex product supplier for the latest status.

Introduction

4100ES MINIPLEX transponders connect to a host 4100ES Fire Alarm Control Panel using Simplex remote unit interface (RUI) communications. At the transponder, RUI communications are received by the transponder interface module and translated into the same internal communications format that is used in the host control panel.

Remotely located modules. With RUI communications, the transponder can remotely provide the same initiating and notification functions that occur at the host control panel without requiring multiple long distance wiring runs. Connections to the host panel are low current communications and audio wiring with distances up to 2500 ft (762 m).

4100U Series Products Note. The system modules and features listed in this data sheet are both compatible with, and listed for use with 4100U series fire alarm control panels. Contact your local Simplex product supplier for details.

Please refer to document **S4100-1031** and the other documents listed in Additional 4100ES Product References for additional information concerning the extensive initiating and notification features of the 4100ES fire alarm control panels.

Figure 1: Typical 4100ES MINIPLEX System One-Line Drawing

Module Bay Description

Transponder model 4100-9600 includes a bay assembly, a power distribution interface module (PDI), a Basic Transponder Interface Module, and an interconnect harness. Communications with the host fire alarm control panel are via a Remote Unit Interface (RUI) connection that allows for up to 2500 ft (762 m) distance. RUI can communicate with up to a total of 31 remote devices and can be either Class B or Class A communications.

Transponder model 4100-9601 substitutes a Local Mode Transponder Module for the Basic Transponder Module.

Optional Expansion Bays each includes a PDI and accept a variety of optional modules (refer to tables from MINIPLEX Transponder Product Selection onwards)

The Battery Compartment (bottom) accepts two batteries, up to 50 Ah, that can be mounted within the cabinet. Battery mounting does not interfere with available module space. A power supply with battery charger is required for each battery set.

S4100-1035 Rev. 3 03/2020

[pdf]

Addressable Fire Detection and Control MINIPLEX Transponders 2 apr 2024 — 4100ES Series transponders allow remotely located initiating notification functions Transponder operation is available as standard or with v1 adises temporal link media S4100 1035 |||

Fire Control Panels UL, ULC, CSFM Listed; FM Approved, OTCR/NYC Approved* Addressable Fire Detecti ... 132 mA 132 mA Table 7: Miscellaneous Options and Accessories Model 4100-1290 4100-0632 4100-0633 **4100-0634** 4100-0635 4100-9837 2081-9031 Description 24 Point I/O Module for external connections, ... lang:en score:10 filesize: 2.79 M page_count: 10 document date: 2020-03-24



Simplex

*UL, ULC, CSFM Listed; FM Approved; MEA (NYC) Acceptance**

4100ES Fire Control Panels

Addressable Fire Detection and Control MINIPLEX Transponders

Features

4100ES Series MINIPLEX transponders allow remotely located initiating and notification functions:

- Transponder operation is available as standard or with local mode operation
- Communications with the host fire alarm control panel use the Remote Unit Interface (RUI) format

Initiating functions include:

- Conventional initiating device circuit (IDC) support
- Addressable device support including TrueAlarm analog sensor compatibility

Notification functions include:

- Conventional DC notification appliance circuits including TrueAlert strobe and horn appliances
- Emergency voice/alarm communications

Local mode operation provides:

- Default local initiating and notification operation in the event of a communications loss with the host control panel
- Enabling of an optional Local Mode Controller with a local alarm sounder, LED status indicators, and keyswitch enabled control switches
- Support for IDNet addressable devices, conventional notification appliances, and default output tones from local amplifiers

Optional modules include:

- Digital or Analog audio riser modules for connection to system audio signals
- Digital or analog input audio amplifiers with integral on-board NACs
- Power supplies with or without battery chargers
- City Connect modules and RS-232 ports for printers or maintenance terminals
- Alarm relays, auxiliary relays, additional IDC modules, and NAC expansion modules

Cabinets are equipped with solid doors (beige or red) and in one, two, or three bay sizes

Listed to:

- UL Std. 864, Fire Detection and Control (UOJZ), and Smoke Control Service (UUKL)
- UL Std. 2017, Process Management Equipment (QVAX)
- UL Std. 1076, Proprietary Alarm Units-Burglar (APOU)
- UL Std. 1730, Smoke Detector Monitor (ULLH)
- ULC Std. S527-99

* Listings for the first production limited unit of 4100ES Fire Control Panels approved by the Fire Marshal's Office of the New York State Department of State, Division of Fire Prevention and Control, Code 29FM Building 7-99-0008-99-1 or alternate values and conditions concerning material presented in this document. Accepted for use – City of New York Department of Buildings MEA 290-93-E. Contact your local Simplex product supplier for the latest status. Listings and approvals under Simplex Time Recorder Co. are the property of Tyco Fire Protection Products.

S4100-0035-11 03/2013

[pdf]

Microsoft Word S4100 0035 11 RiBryant 4100ES Fire Control Panels Addressable Detection and MINIPLEX Transponders FireAlarm firealarm 2021 03 |||

UL, ULC, CSFM Listed; FM Approved; MEA NYC Acceptance* Fire Control Panels Addressable Fire Detec ... modules where required Miscellaneous Options and Accessories Model 4100-1290 4100-0632 4100-0633 **4100-0634** 4100-0635 Description 24 Point I/O Module for external connections, select each point as ... lang:en score:10 filesize: 302.99 K page_count: 8 document date: 2013-04-25



Simplex

UL, ULC, CSFM Listed;
FM Approved *

4100ES Fire Control Panels

Addressable Fire Detection and Control
MINIPLEX Transponders

Features

4100ES Series MINIPLEX transponders allow remotely located initiating and notification functions:

- Transponder operation is available as standard or with local mode operation
- Communications with the host fire alarm control panel use the Remote Unit Interface (RUI/RUI-v) format

Initiating functions include:

- Addressable device support including TrueAlarm analog sensor compatibility
- Conventional initiating device circuit (IDC) support

Notification functions include:

- Addressable strobe and horn notification using *enhanced power delivery* RDMAC SLCs
- Emergency voice/alarm communications
- Conventional DC notification appliance circuits (NACs)

Local mode operation provides:

- Default local initiating and notification operation in the event of a communications loss with the host control panel
- Enabling of an optional Local Mode Controller with a local alarm sounder, LED status indicators, and keypresh enabled control switches
- Support for IDNet addressable devices, addressable and conventional notification appliances, and default output zones from local amplifiers

Optional modules include:

- Digital or Analog audio-riser modules for connection to system audio signals
- Digital or analog input audio amplifiers with integral on-board NACs
- Power supplies with or without battery chargers
- City Connect modules and RS-232 ports for primary or maintenance terminals
- Alarm relays, auxiliary relays, additional IDC modules, and NAC expansion modules

Cabinets are equipped with solid doors (beige or red) and in one, two, or three bay sizes

Listed to:

- UL Std. 864, Fire Detection and Control (UOJZ), and Smoke Control Service (UUKL)
- UL Std. 2017, Process Management Equipment (QVAX)
- UL Std. 1076, Proprietary Alarm Units-Burglar (APOU)
- UL Std. 1730, Smoke Detector Monitor (UULH)
- ULC Std. S527-99

* Designs marked for product that is listed only in UL or ULC. The product has been approved by the California State Fire Marshal (CSFM) pursuant to Section 13146 of the California Health and Safety Code. See CSFM listing 7165-0028:0231 for allowable values and conditions. Products that are listed by UL and ULC are also listed by FM Approvals. Refer to the UL, ULC or FM listing for product-specific listing details. Listings and approvals under Simplex Time Recorder Co. are the property of Tyco Fire Protection Products.

MINIPLEX transponder
IDNet addressable devices
Addressable strobes on RDMAC SLC
Audio NAC
Local mode controller

4100ES Fire Alarm Control Panel with Voice Control

Typical 4100ES MINIPLEX System One-Line Drawing

Introduction

4100ES MINIPLEX transponders connect to a host 4100ES Fire Alarm Control Panel using Simplex® remote unit interface (RUI) communications. At the transponder, RUI communications are received by the transponder interface module and translated into the same internal communications format that is used in the host control panel.

Remotely located modules. With RUI communications, the transponder can remotely provide the same initiating and notification functions that occur at the host control panel without requiring multiple long distance wiring runs. Connections to the host panel are low current communications and audio wiring with distances up to 2500 ft (762 m).

Additional Reference. Refer to document S4100-0100 and the other documents listed on page 3 for additional information concerning the extensive initiating and notification features of the 4100ES fire alarm control panels.

S4100-0103-1 0/2010

[pdf]

Microsoft Word S4100 0103 1 RiBryant 4100ES Fire Control Panels Addressable Detection and MINIPLEX Transponders FireAlarm firealarm 2021 07 |||

UL, ULC, CSFM Listed; FM Approved * 4100ES Fire Control Panels Addressable Fire Detection and Contr ... mA 25 mA 1.5 A maximum Miscellaneous Options and Accessories Model 4100-1290 4100-0632 4100-0633 **4100-0634** 4100-0635 Description 24 Point I/O Module for external connections, select each point as ...

lang:en score:10 filesize: 302.77 K page_count: 8 document date: 2013-05-14

Simplex

Certificado por UL, ULC*

Datasheet

Paneles de Control 4100ES

Paneles de anunciador remoto

Características

Los paneles del anunciador remoto proporcionan información del estado del panel de control de la alarma de incendios en ubicaciones distantes del panel de control de la alarma de incendios.

Las funciones típicas incluyen:

- Los indicadores LED de estado remoto, plus controles de mapa del panel de control de la alarma de incendios (opcional)
- Módulo de indicador LED de estado remoto con 8 LED rojos o 16 LED rojos/amarillos que se pueden conectar para permitir la adición de LED plus LED amarillos, verdes o rojos (el conector estándar)
- Interfaces operativas y modificadas remotas para acceder al sistema de comunicaciones de voz/alarma de emergencia.
- Teléfono principal remoto para comunicarse con el sistema telefónico del cuerpo de bomberos.
- Modelos disponibles con interfaces usuario de pantalla LED en color

Los módulos opcionales adicionales incluyen

- Opción de Centro de Información remoto para pantalla de estado LCD y funciones operativas de mando por el fuego (para modelos 4100-1290 y 4100-5811, en pantalla del LED en color)
- Módulo de salida de puertas
- Puertos RS-232 para las conexiones de la impresora remota o de terminal
- Fuentes de alimentación con cargador de baterías para el anunciador
- Impresora montada en el panel para el registro del estado del sistema

Requisitos de cableado:

- Las comunicaciones supervisadas de RS-232 (Full-duplex) entre el panel de control de la alarma de incendios y el anunciador en ubicaciones distantes de hasta 50 pies (15 m) desde la Clase B a la Clase B SLC
- Los circuitos de micrófono y teléfono requieren su propio cableado dedicado.

Listado en:

- UL 864 - Detección y control de incendios (UOJZ), Servicio de control de humo (UUKL) Equipo de modalidad y alarma/acción de emergencias (UOXX)
- UL 1076, Unidades de alarma privada - Antirrobo (APOU)
- UL 2017, Equipo de gestión de procesos (QVAX), Unidades de control de sistema de alarma de emergencia (PQZ)
- UL 1730 Monitor de detección de humo(UULH)
- UL 2572, Sistemas de notificación remota (PWWR)
- CAN/ULC-S527, Unidades de control para sistemas de alarma de incendios (ULC) Equipo de modalidad y alarma de emergencia (ULC)
- Unidades de supervisión de alarma de incendios de estación central (ULC) - LECC-5818 (QHWR)
- ULC/ORD-C1076 Sistemas y unidades de alarma privada antirrobo (APOU-7)
- ULC/ORD-C100 Equipo de sistema de control de humo (UULR-7)

Introducción

Paneles de anunciador remoto

Los paneles de anunciador remoto son transponedores dedicados que admiten información de estado del sistema de alarma de incendios. El uso típico es cuando el panel de control de alarma de incendios se encuentra en una ubicación fija del área de seguridad que requiere una ubicación del operador.

Status and Control (Estado y control)

Los controles en ambos sirven para la remoto y sirvo responsabilidad de los operadores de incendios que tienen acceso a un panel de control de alarma. Cuando vemos/ocupación con un monitoreo remoto y un control del sistema de comunicaciones de voz/alarma de emergencia, un usuario autorizado puede tomar el control del sistema y reproducir mensajes previamente grabados o deliberar en vivo para proporcionar información de incendios en directo a las ubicaciones remotas de alarma de incendios.

Teléfono principal remoto para bomberos

Cuando está equipado con un teléfono principal remoto el usuario puede comunicarse con el cuerpo de bomberos. Los operadores del teléfono remoto pueden identificarse ante las personas que deben ser capaces de conectar entre sí. A pesar de que está fuera del alcance de los responsables de incendios, estos sistemas también son útiles durante la configuración y puesta en el sistema.

*Para ayudar a los fabricantes a evaluar el diseño, consulte con su proveedor local de productos Simplex para obtener la versión más reciente.

S4100-1039 Rev. 1 08/2020

[pdf] Datasheet

Paneles de anunciador remoto adises El centro comando opcional ocupa la bahía superior un Anunciador Proporciona una lectura estado en pantalla LCD 2 líneas x 40 S4100 1039 mx media |||

Certificado por UL, ULC* Datasheet Paneles de Control 4100ES Paneles de anunciador remoto Caracter ... 0 4100-5131 4100-0636 4100-0638 4100-5403 4100-0644 4100-0645 4100-0646 4100-0647 Nm. de referencia **4100-0634** 4100-0635 Nm. de referencia 4100-2300 4100-1279 4100-9835 4100-0632 4100-0633 4100-9843 41...

lang:es score:10 filesize: 1.03 M page_count: 16 document date: 2024-02-15