

iStorage IS-DAP2-256-1000-C-X

iStorage diskAshur PRO2 HDD 1TB User Manual

Model: IS-DAP2-256-1000-C-X | Brand: iStorage

INTRODUCTION

The iStorage diskAshur PRO2 HDD is a secure, portable hard drive designed to protect your digital assets with advanced hardware encryption. This manual provides essential information for setting up, operating, maintaining, and troubleshooting your device, ensuring your data remains secure and accessible.

- **Secure Authentication:** Simply enter a 7-15 digit PIN to authenticate and use the drive. All data is encrypted using AES-XTS 256-bit hardware encryption (Software Free) when disconnected.
- **Government Certified:** Certified to FIPS 140-2 Level 3, helping ensure compliance with data regulations such as GDPR, CCPA, and HIPAA.
- **Durable Design:** Portable, rugged, dust & water resistant (IP56). Data is protected from unauthorized access even if the device is lost or stolen.
- **Broad Compatibility:** Works on any device with a USB port, no software required. Compatible with MS Windows, macOS, Linux, Chrome, Android, Thin Clients, Zero Clients, Embedded Systems, Citrix, and VMware.
- **Fast Data Transfer:** Features lightning-fast backwards compatible USB 3.2 data transfer speeds, with up to 160MB/s Read and 143MB/s Write speeds.

SETUP

Follow these steps to connect and unlock your diskAshur PRO2 HDD for the first time.

1. **Connect the Drive:** Connect the integrated USB cable from your diskAshur PRO2 to an available USB port on your computer or laptop. The drive will power on, and the red LED light will appear.
2. **Enter PIN:** Once the red LED light is visible, enter your 7-15 digit PIN on the keypad.
3. **Unlock:** Press the **UNLOCK** button (key icon with an open padlock). The green and blue LEDs will blink, and then the middle green LED will turn solid, indicating the drive is unlocked and ready for use.



Figure 1: Front view of the diskAshur PRO2 secure hard drive, highlighting its integrated alphanumeric keypad for PIN entry.



Figure 2: The diskAshur PRO2 connected to a laptop, with icons representing its broad compatibility across operating systems including MS Windows, macOS, Linux, Chrome, Android, Thin Clients, Zero Clients, Embedded Systems, Citrix, and VMware.

Video Guide: How to Unlock and Encrypt Your Files

Your browser does not support the video tag.

This video demonstrates the process of unlocking your iStorage diskAshur PRO2 and securely encrypting your files by transferring them to the drive.

OPERATING

Once unlocked, your diskAshur PRO2 functions like a standard external drive, but with the added security of real-time hardware encryption.

1. **Accessing the Drive:** After unlocking, the drive will appear as a removable storage device on your computer. Open the drive folder to access its contents.
2. **Storing Encrypted Files:** To encrypt your files, simply copy and paste or drag and drop the desired files into the diskAshur

PRO2 drive folder. All data transferred to the drive is encrypted in real-time.

3. **Safely Ejecting the Drive:** When you are finished using the drive, safely eject it from your operating system. Upon ejection, the drive will automatically lock, securing your data. You can then safely disconnect the drive from your computer.



Figure 3: Data transfer speeds for diskAshur PRO2 HDD (up to 160MB/s Read, 143MB/s Write) and SSD models (up to 361MB/s Read, 358MB/s Write).

MAINTENANCE

Proper care ensures the longevity and reliability of your diskAshur PRO2 HDD.

- **Physical Protection:** The diskAshur PRO2 is designed to be rugged and is IP56 certified for dust and water resistance. While it can withstand splashes and dust, avoid submerging it in water or exposing it to extreme conditions.
- **Cleaning:** Use a soft, dry cloth to clean the device. Do not use harsh chemicals or abrasive materials.
- **Storage:** Store the drive in a cool, dry place away from direct sunlight and extreme temperatures.
- **Firmware Updates:** Periodically check the iStorage website for any available firmware updates to ensure optimal performance and security.



Figure 4: The diskAshur PRO2 drive shown amidst water splashes, demonstrating its IP56 certification for dust and water resistance.

TROUBLESHOOTING

If you encounter issues with your diskAshur PRO2, refer to the following common solutions.

- **Drive Not Recognized:**

- Ensure the USB cable is securely connected to both the drive and your computer.
- Try connecting to a different USB port.
- Verify that the drive is unlocked (solid green LED).
- Restart your computer.

- **Incorrect PIN Entry / Lockout:**

- Ensure you are entering the correct 7-15 digit PIN.
- If multiple incorrect PIN attempts are made, the drive may enter a lockout state. Refer to the full iStorage diskAshur

PRO2 manual for specific lockout recovery procedures.

- *Important:* Repeated incorrect PIN entries can lead to data wipe for security purposes. Always consult the official manual for advanced recovery or reset procedures.
- **Slow Transfer Speeds:**
 - Ensure you are connected to a USB 3.0 or higher port for optimal performance.
 - Close other applications that might be using significant system resources.
 - Check the drive's health using disk utility tools on your operating system.

For more detailed troubleshooting or advanced features, please refer to the complete iStorage diskAshur PRO2 user manual available on the official iStorage website or contact iStorage customer support.

SPECIFICATIONS

Brand	iStorage
Series	diskAshur PRO2
Model Number	IS-DAP2-256-1000-C-X
Digital Storage Capacity	1 TB
Hard Drive Interface	USB 3.0
Hard Drive Rotational Speed	7200 RPM
Hardware Platform	Linux, Mac, PC
Item Weight	7.9 ounces
Product Dimensions (LxWxH)	4.88 x 3.31 x 0.75 inches
Color	Graphite
Special Features	Dust Resistant, Hardware Encryption, Portable, Shock Resistant, Water Resistant

Government certified to the highest standards



FIPS 140-2 Level 2/3



Certified Product

Foundation Grade
HME1433053936-1257



Commercial Product Assurance (CPA)



General Intelligence and
Security Service
*Ministry of the Interior and
Kingdom Relations*

Baseline Security Product Assessment (BSPA)



NATO Restricted Level



Figure 5: The diskAshur PRO2 drive displayed alongside logos indicating its FIPS 140-2 Level 3 and other security certifications.









Figure 6: An internal view of the diskAshur PRO2's secure microprocessor, emphasizing its hardware-certified EAL5+ security features.

WARRANTY AND SUPPORT

For information regarding product warranty, technical support, or to access the full user manual, please visit the official iStorage website or contact their customer service department. Keep your purchase receipt for warranty claims.

iStorage Website: www.istorage-uk.com

	<p>iStorage diskAshur PRO² User Manual: Secure Hardware Encrypted Portable Drive Guide</p> <p>Comprehensive user manual for the iStorage diskAshur PRO², detailing its advanced security features, PIN management, setup procedures for various operating systems, and troubleshooting. Learn how to protect your data with hardware encryption and tamper-evident design.</p>
	<p>diskAshur DT2: Secure PIN-Authenticated Hardware Encrypted HDD</p> <p>Explore the iStorage diskAshur DT2, a 30TB PIN-authenticated, hardware encrypted portable HDD with advanced security features including Common Criteria EAL5+ certification and AES-XTS 256-bit encryption.</p>
	<p>iStorage diskAshur DT3 Quick Start Guide</p> <p>A concise guide to setting up, using, and securing your iStorage diskAshur DT3 hardware-encrypted, PIN-protected external hard drive. Learn about PIN requirements, initial setup, unlocking, and locking the device.</p>
	<p>iStorage diskAshur DT3 User Manual: Secure Encrypted Portable Hard Drive Guide</p> <p>Comprehensive user manual for the iStorage diskAshur DT3, a secure, password-protected, hardware-encrypted portable hard drive. Learn about setup, PIN management, security features, and troubleshooting.</p>
	<p>iStorage diskAshur DT3 User Manual: Secure Hardware Encrypted Desktop Hard Drive</p> <p>Comprehensive user manual for the iStorage diskAshur DT3, a secure, password-protected, hardware-encrypted desktop hard drive offering up to 24TB capacity and advanced data protection. Learn about setup, PIN management, and security features.</p>
	<p>iStorage diskAshur² User Manual: Secure Portable Encrypted Storage</p> <p>Comprehensive user manual for the iStorage diskAshur² portable encrypted hard drive and SSD range. Learn about setup, PIN management, data security features, and troubleshooting for secure data storage.</p>