

## Manuals+

[Q & A](#) | [Deep Search](#) | [Upload](#)

[manuals.plus](#) /

› [Yaheetech](#) /

› [Yaheetech Bathroom Floor Cabinet \(Model: 4 Drawers\) Instruction Manual](#)

## Yaheetech Bathroom Cabinet 4 Drawers

# Yaheetech Bathroom Floor Cabinet

INSTRUCTION MANUAL - MODEL: 4 DRAWERS

## Introduction

This manual provides essential information for the assembly, operation, and maintenance of your Yaheetech Bathroom Floor Cabinet with 4 Drawers. Please read these instructions carefully before beginning assembly and retain this manual for future reference.

## Safety Information

To ensure safe use of your cabinet, please observe the following:

- Do not stand on the cabinet.
- Maximum load capacity for the tabletop is **19.8 lb (9 kg)**.
- Maximum load capacity for each drawer is **7.7 lb (3.5 kg)**.
- Ensure all components are securely fastened during assembly to prevent instability.

## Product Overview

The Yaheetech Bathroom Floor Cabinet is a free-standing storage unit designed to enhance organization in various rooms. It features four spacious drawers and a sturdy tabletop, offering both concealed and accessible storage options. The cabinet's design incorporates overlaid drawer faces and cutout pulls for a clean aesthetic.





Image: Front view of the Yaheetech Bathroom Floor Cabinet in white, showcasing its four drawers.

### **Dimensions and Weight Capacity**



Image: Diagram illustrating the cabinet's dimensions (12"D x 12"W x 32.5"H) and maximum weight capacities for the tabletop (18 lb) and each drawer (8 lb).

**Product Dimensions:** 12"D x 12"W x 32.5"H

**Inner Drawer Dimensions:** Approximately 8.8" L x 9.6" W x 3.9" H

**Item Weight:** 21.2 Pounds

## Setup and Assembly

Assembly of this cabinet is designed to be straightforward. An illustrated instruction manual and all necessary tools are included in the package. Please follow the step-by-step instructions provided with your product for optimal assembly.

### Key Assembly Features:

- **Pre-drilled Holes:** Components feature pre-drilled holes for accurate alignment.
- **Numbered/Labeled Pieces:** Each piece is clearly labeled to simplify identification during assembly.
- **Built-in Drawer Stops:** Designed to prevent drawers from accidentally falling off the slides.



Image: Detail of the built-in drawer stop, designed to prevent drawers from sliding out completely.

## Operating Instructions

---

This cabinet is designed for easy use and versatile storage.

### Using the Drawers:

- Each drawer features a cutout pull for comfortable opening and closing.
- The drawers glide smoothly for convenient access to stored items.
- Utilize the deep drawers for organizing various items, such as toiletries, towels, or small accessories.



Image: The cabinet with its drawers partially open, demonstrating ample storage space for various household items.

### Placement and Versatility:

The free-standing design allows for flexible placement in various rooms, including bathrooms, hallways, living rooms, or bedrooms. Its compact footprint makes it suitable for small spaces while providing significant storage capacity.

Video: An official product video from Yaheetech showcasing the storage cabinet in a bathroom setting, highlighting its features and versatility.

### Maintenance

To maintain the appearance and longevity of your Yaheetech Bathroom Floor Cabinet, follow these simple care guidelines:

- **Cleaning:** The cabinet is made of P2 MDF with a fine wooden finish, which is waterproof and easy to clean. Wipe surfaces with a soft, damp cloth. Avoid harsh chemicals or abrasive cleaners.
- **Material Care:** The P2 MDF material is designed for durability. Avoid prolonged exposure to excessive moisture or direct sunlight to prevent damage.

- **Drawer Functionality:** Periodically check that drawers slide smoothly. If resistance is felt, ensure no objects are obstructing the slides.



Image: A hand wiping the cabinet surface, illustrating its easy-to-clean and waterproof properties.

## Troubleshooting

If you encounter any issues with your cabinet, please refer to the following common solutions:

- **Wobbly Cabinet:** Ensure all screws and fasteners are tightened according to the assembly instructions. Uneven flooring can also cause wobbling; consider using furniture pads to level the cabinet.
- **Drawers Not Sliding Smoothly:** Check for any obstructions in the drawer slides. Verify that the drawers were assembled correctly and are aligned properly within the frame.
- **Missing Parts:** If any parts are missing upon unboxing, please contact customer support with your purchase details.





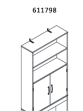



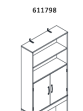


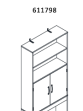

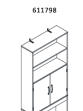
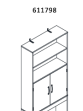
## Specifications

Brand	Yaheetech
Model Name	Bathroom Cabinet 4 Drawers
Color	White
Material	P2 MDF (Engineered Wood)
Product Dimensions	12"D x 12"W x 32.5"H
Item Weight	21.2 Pounds
Weight Limit (Tabletop)	19.8 Pounds
Weight Limit (Each Drawer)	7.7 Pounds
Mounting Type	Free-standing
Assembly Required	Yes

## Warranty and Support

Specific warranty details and direct support contact information are not provided in this manual. For any warranty claims, product support, or inquiries, please refer to your purchase documentation or contact the retailer/manufacturer directly through their official channels.

## Related Documents - Bathroom Cabinet 4 Drawers

 <p>Yaheetech</p> <p>612501</p>  <p>Yaheetech</p> <p>613812</p>  <p>Yaheetech</p> <p>592023</p>  <p>Yaheetech</p> <p>611798</p> 	<p><a href="#">Yaheetech Wooden Bathroom Floor Cabinet Assembly Instructions</a></p> <p>Comprehensive assembly instructions for the Yaheetech wooden floor cabinet, featuring 4 drawers and 1 cupboard. Includes parts list, step-by-step guide, and safety information.</p>
<p>Yaheetech</p> <p>612501</p>  <p>Yaheetech</p> <p>613812</p>  <p>Yaheetech</p> <p>592023</p>  <p>Yaheetech</p> <p>611798</p> 	<p><a href="#">Yaheetech 612501 Assembly Instructions: Wooden Storage Cabinet</a></p> <p>Step-by-step assembly instructions for the Yaheetech 612501 wooden storage cabinet. Includes parts list, hardware details, assembly steps, and wall anchoring guide for home organization.</p>
<p>Yaheetech</p> <p>613812</p>  <p>Yaheetech</p> <p>592023</p>  <p>Yaheetech</p> <p>611798</p> 	<p><a href="#">Yaheetech Over The Toilet Storage Cabinet Assembly Instructions</a></p> <p>This document provides detailed assembly instructions for the Yaheetech Over The Toilet Storage Cabinet (Model #610824). It guides users through the setup of this tall bathroom organizer, featuring adjustable shelves and double doors, to efficiently utilize bathroom space.</p>
<p>Yaheetech</p> <p>592023</p>  <p>Yaheetech</p> <p>611798</p> 	<p><a href="#">Yaheetech 592023 Nightstand Assembly Instructions</a></p> <p>Detailed assembly instructions for the Yaheetech 592023 nightstand. Learn how to assemble your new bedside table with clear steps and part identification.</p>
<p>Yaheetech</p> <p>611798</p> 	<p><a href="#">Yaheetech Over The Toilet Storage Cabinet Installation Manual</a></p> <p>Comprehensive installation guide for the Yaheetech Over The Toilet Storage Cabinet, including multilingual instructions, parts list, and wall anchoring procedures.</p>