

Pyle PTA44BT

Pyle PTA44BT 4-Channel Karaoke Bluetooth Amplifier User Manual

Model: **PTA44BT** | Brand: **Pyle**

1. INTRODUCTION

The Pyle PTA44BT is a versatile 4-channel Bluetooth home audio amplifier designed to enhance your home theater and karaoke experience. This amplifier delivers 500 watts of peak power, supporting multiple speakers with 4-8 ohms impedance. It features built-in Bluetooth for wireless music streaming, an FM radio tuner, USB/SD card readers, AUX input, and microphone inputs with echo control. This manual provides detailed instructions for setting up, operating, and maintaining your amplifier to ensure optimal performance.

2. FEATURES

- **500 Watt Power Output:** Provides ample power for multi-speaker setups (4-8 ohms impedance).
- **Bluetooth Connectivity:** Seamless wireless audio streaming from smartphones, tablets, laptops, and computers.
- **Multiple Audio Inputs:** Supports iPod/MP3, USB, micro SD, AUX, and RCA (L/R) audio inputs.
- **FM Radio Tuner:** Built-in FM radio with a digital LCD display and 30 station presets.
- **Microphone Inputs:** Two 1/4" microphone input jacks with independent volume and echo control.
- **Microphone Talk-Over Function:** Automatically lowers background music when MIC1 is used for announcements.
- **Audio Configuration Settings:** Adjustable Treble, Bass, Master Volume, Echo, and Mic Volume.
- **Output Connectors:** REC + Subwoofer Output RCA (L/R) connectors and push-type speaker connectors.
- **Protection Features:** Short circuit and over-voltage protection.
- **USB/SD Support:** Compatible with MP3/WMA digital audio files, supporting up to 64GB flash drives.

3. PACKAGE CONTENTS

Please ensure all items are present in the package:

- Pyle PTA44BT Audio Amplifier Unit
- Remote Control
- FM Antenna

WHATS *In The* Box

Audio Amplifier



FM Antenna

Remote Control

Image: Contents included with the Pyle PTA44BT amplifier: the amplifier unit, a remote control, and an FM antenna.

4. PRODUCT OVERVIEW

The Pyle PTA44BT amplifier features a user-friendly front panel for easy control and a rear panel for various connections.



Image: Front view of the Pyle PTA44BT amplifier, showcasing its control knobs, input ports, and digital display. A remote control is also visible.

Front Panel Controls



Image: Detailed view of the amplifier's front panel, highlighting features such as the 4-channel amplifier system, built-in Bluetooth, FM radio tuner with digital LCD display, input selector, microphone inputs with talk-over function, USB/SD card readers, and various control knobs for volume, bass, treble, and echo.

- **POWER Switch:** Turns the unit on or off.
- **CHANNEL A/B/C/D Volume:** Individual volume controls for each speaker channel.
- **ECHO Control:** Adjusts the echo effect for microphone inputs.
- **MIC1 VOL / MIC2 VOL:** Adjusts the volume for Microphone 1 and Microphone 2.
- **TALK OVER MIC1:** Activates the microphone talk-over function for MIC1.
- **MIC1 / MIC2 Input:** 1/4" jacks for connecting microphones.
- **MODE Button:** Selects the audio input source (Bluetooth, FM, USB, SD, AUX, CD, DVD, MP3).
- **Digital LCD Display:** Shows current mode, FM frequency, and track information.
- **USB / SD Card Readers:** Ports for playing audio files from USB flash drives and SD memory cards.
- **AUX Input:** 3.5mm jack for connecting external audio devices.
- **TREBLE / BASS Controls:** Adjusts the high and low frequencies of the audio output.

- **MUSIC VOL:** Master volume control for music playback.
- **INPUT Selector:** Rotary knob to select between CD, DVD, AUX, and MP3 inputs.

Rear Panel Connections



Image: Diagram detailing the rear panel connections for the Pyle PTA44BT amplifier, including push-type speaker terminals for up to four pairs of speakers, and various audio input options like USB, SD, and microphone inputs.

- **Speaker Connectors (A, B, C, D):** Push-type terminals for connecting up to four pairs of speakers.
- **BT ANT:** Antenna for Bluetooth connectivity.
- **Audio Input RCA (L/R):** For connecting external audio sources via RCA cables.
- **REC + Subwoofer Output RCA (L/R):** For connecting to a recording device or a powered subwoofer.
- **Power Supply:** AC power input (110/220V switchable).

5. SETUP

5.1 Connecting Speakers

1. Ensure the amplifier is turned off and unplugged from the power outlet.
2. Connect your passive speakers to the push-type speaker terminals on the rear panel. Match the positive (+) terminal of the amplifier to the positive (+) terminal of the speaker, and the negative (-) to the negative (-).
3. The PTA44BT supports up to four pairs of speakers (Channels A, B, C, D). Ensure your speakers have an impedance of 4-8 ohms.

5.2 Connecting Audio Sources

- **RCA Input:** Connect audio devices (e.g., CD player, DVD player, TV) to the RCA (L/R) Audio Input jacks on the rear panel using RCA cables.
- **AUX Input:** Connect portable audio devices (e.g., MP3 player, smartphone) to the 3.5mm AUX input jack on the front panel.
- **USB/SD Input:** Insert a USB flash drive or SD memory card into the respective slots on the front panel.

5.3 Connecting Microphones

1. Plug your 1/4" microphones into the MIC1 or MIC2 input jacks on the front panel.
2. Adjust the MIC1 VOL and MIC2 VOL knobs to control the microphone volume.
3. Use the ECHO control knob to add an echo effect to the microphone output.

5.4 Power Connection

1. Ensure the 110V/220V voltage selector switch on the rear panel is set to your local power standard.
2. Connect the power cable to the amplifier's power input and then plug it into a wall outlet.

6. OPERATING INSTRUCTIONS

6.1 Power On/Off

Press the **POWER** switch on the front panel to turn the amplifier on or off. The power indicator light will illuminate when the unit is on.

6.2 Source Selection

Use the **MODE** button on the front panel or the remote control to cycle through the available input sources: Bluetooth, FM, USB, SD, AUX, CD, DVD, MP3. Alternatively, use the **INPUT** rotary knob for specific inputs.

6.3 Volume and Tone Controls

- **MUSIC VOL:** Adjusts the overall master volume for music playback.
- **CHANNEL A/B/C/D Volume:** Fine-tune the volume for individual speaker channels.
- **BASS / TREBLE:** Rotate these knobs to adjust the low and high frequency response of the audio.
- **MIC1 VOL / MIC2 VOL:** Control the volume of connected microphones.
- **ECHO:** Adjust the intensity of the echo effect for microphone inputs.

6.4 Bluetooth Wireless Streaming

1. Press the **MODE** button until 'BLUETOOTH' is selected on the LCD display.

2. Enable Bluetooth on your device (smartphone, tablet, etc.) and search for available devices.
3. Select 'PYLEUSA' from the list of devices to pair. A confirmation tone will sound upon successful pairing.
4. You can now stream audio wirelessly from your device to the amplifier.



Image: Illustration demonstrating how the Pyle PTA44BT amplifier connects wirelessly to various Bluetooth-enabled devices like smartphones, tablets, and laptops, streaming audio to connected speakers.

6.5 FM Radio Operation

1. Press the **MODE** button until 'FM' is selected.
2. Use the tuning buttons (◀◀ / ▶▶) on the front panel or remote to scan for radio stations.
3. The amplifier can store up to 30 station presets. Refer to the remote control instructions for saving and recalling presets.

6.6 USB/SD Playback

1. Insert a USB flash drive or SD memory card containing MP3/WMA audio files into the corresponding slot.
2. The amplifier will automatically switch to USB/SD mode and begin playback.

3. Use the playback controls (Play/Pause, Next, Previous) on the front panel or remote control.

6.7 Microphone Talk-Over Function

When a microphone is connected to MIC1, pressing the **TALK OVER MIC1** button will temporarily lower the volume of the background music, allowing the microphone audio to be more prominent. This is useful for announcements or karaoke.

7. MAINTENANCE

- **Cleaning:** Use a soft, dry cloth to clean the exterior of the amplifier. Do not use liquid cleaners or solvents.
- **Ventilation:** Ensure adequate ventilation around the unit to prevent overheating. Do not block ventilation openings.
- **Placement:** Place the amplifier on a stable, flat surface away from direct sunlight, heat sources, and moisture.
- **Power:** Unplug the unit from the power outlet when not in use for extended periods.

8. TROUBLESHOOTING

Problem	Possible Cause	Solution
No power	Power cable not connected; Power switch off; Outlet malfunction; Incorrect voltage setting.	Ensure power cable is securely connected. Turn power switch on. Check power outlet. Verify 110V/220V switch is correct.
No sound output	Incorrect input source selected; Volume too low; Speaker connections loose; Mute function active.	Select correct input source. Increase MASTER VOL and CHANNEL VOL. Check speaker wiring. Ensure unit is not muted.
Bluetooth not connecting	Bluetooth mode not selected; Device not in pairing mode; Out of range.	Select Bluetooth mode. Ensure 'PYLEUSA' is selected on your device. Move device closer to amplifier (within 40ft).
Distorted sound	Volume too high; Incorrect impedance speakers; Poor audio source quality.	Lower volume. Ensure speakers are 4-8 ohms. Test with a different audio source.
Microphone not working	Microphone not connected properly; MIC VOL too low; Microphone faulty.	Ensure microphone is fully plugged in. Increase MIC VOL. Test with another microphone.

9. SPECIFICATIONS

Feature	Specification
Power Output	500 Watt MAX
Amplifier Design	4-Channel
Impedance	4-8 Ohms
Frequency Response	20Hz - 20KHz

Feature	Specification
Signal to Noise Ratio	>81dB
T.H.D.	<0.3%
Headphone Jack	3.5mm
Radio Station Memory	30 Station Presets
Digital File-type Compatibility	MP3, WMA
Maximum USB/SD Flash Support	Up to 64GB
Bluetooth Version	4.0
Wireless Range	Up to 40'+ ft.
Power Supply	110/220V, Switchable
Product Dimensions (L x W x H)	13.0" x 9.84" x 3.54" inches
Item Weight	9.48 pounds

Dimensions

(L x W x H): 13.0" x 9.84" x 3.54" Inches



13.0" Inches









Image: Diagram illustrating the dimensions of the Pyle PTA44BT amplifier: 13.0 inches (length), 9.84 inches (width), and 3.54 inches (height). The power cable length is also shown as 4.2 feet.

10. WARRANTY AND SUPPORT

Pyle products are designed for reliability and performance. For specific warranty information, please refer to the documentation included with your purchase or visit the official Pyle website. For technical support or service inquiries, please contact Pyle customer service through their official channels.

© 2025 Pyle. All rights reserved.

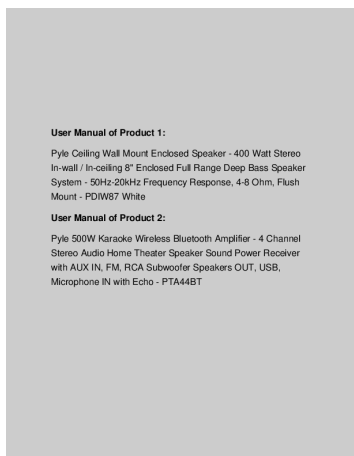
	<p>Pyle PTA44BT 4-Channel Audio Amplifier User Manual</p> <p>User manual for the Pyle PTA44BT 4-Channel Audio Amplifier, a 500 Watt, 4-channel device with multi-source inputs including 1/4" audio/microphone, MP3/USB/SD readers, FM radio, and built-in Bluetooth audio streaming. This guide covers safety precautions, front and back panel controls, connectivity options, Bluetooth pairing, technical specifications, and remote control functions.</p>
	<p>Pyle PTA44BT Wireless BT Home Audio Amplifier User Guide</p> <p>This user guide provides detailed information on operating and maintaining the Pyle PTA44BT 4-Channel Wireless Bluetooth Home Audio Amplifier, including features, setup, controls, connectivity, and technical specifications.</p>
	<p>PYLE PDA7BU Home Theater Amplifier User Manual</p> <p>User manual for the PYLE PDA7BU Home Theater Amplifier Audio Receiver Sound System. Includes features, specifications, operation instructions, and safety warnings.</p>
	<p>Pyle PDA63BTEU-PDA63BTUK 200W Wireless Bluetooth Amplifier User Guide</p> <p>Get the most out of your Pyle PDA63BTEU-PDA63BTUK 200W wireless Bluetooth streaming amplifier. This user guide covers setup, features, controls, technical specifications, and safety information for this multi-channel home audio receiver.</p>
	<p>Pyle PDA77BUEU/PDA77BUUK 4 Channel Audio Amplifier User Guide</p> <p>Comprehensive user guide for the Pyle PDA77BUEU/PDA77BUUK 4 Channel Audio Amplifier, covering features - operation, controls, safety instructions, and technical specifications.</p>
	<p>Pyle PCA4BT Wireless BT Streaming Desktop Amplifier User Manual</p> <p>User manual for the Pyle PCA4BT Wireless BT Streaming Desktop Amplifier. Provides detailed information on features, controls, safety instructions, connection diagrams, and technical specifications for this compact audio receiver amplifier.</p>



[Pyle PTA44BT Wireless BT Home Audio Amplifier User Guide](#)

This user guide provides detailed information on operating and maintaining the Pyle PTA44BT 4-Channel Wireless Bluetooth Home Audio Amplifier, including features, setup, controls, connectivity, and technical specifications.

lang:en score:42 filesize: 718.02 K page_count: 8 document date: 2021-10-15



[\[pdf\] User Manual Instructions](#)

User Manual of Product 1 Pyle Ceiling Wall Mount Enclosed Speaker Read these instructions thoroughly before using this item 2 Keep for future reference 3 Heed all warnings B1E2 KOOXrLm media amazon images I B1E2 KOOXrLm |||

User Manual of Product 1: Pyle Ceiling Wall Mount Enclosed Speaker - 400 Watt Stereo In-wall / In-ce ... er Sound Power Receiver with AUX IN, FM, RCA Subwoofer Speakers OUT, USB, Microphone IN with Echo - **PTA44BT** WARNING CAUTION: TO REDUCE THE RISK OF ELECTRIC SHOCK, DO NOT REMOVE THE COVER OF THIS...

lang:en score:40 filesize: 3.08 M page_count: 11 document date: 2023-07-19



[\[pdf\] User Manual Instructions Guide](#)

PTA44BT manuals pyleusa Pyle user guide USA PyleUSA 5 ALL All tracks in the USB or SD CARD will be repeated order without interruption SINGLE Repeat track that was current playing F MODE BUTTON Press this button to select one of play mode with FM and Bluetooth automatically set after turn on unit mp3 files inserting a flash driver card safety when symbol appears instruction manual follow all precautions as Select PYLEUSA name wait for device pair 4 they are stated The exclamation point within an equilateral triangle is Introduction To get most from our it recommended you review information provided before operating equipment telquestintl site Product Manuals

PTA44BT 4 Channel Audio Amplifier Multi-Source 1/4 Audio/Microphone inputs MP3/USB/SD Readers/ FM radio, Built-in Wireless BT Audio Streaming 500 Watts WARNING CAUTION: TO REDUCE THE RISK OF ELECTRIC SHOCK, DO NOT REMOVE THE COVER OF THIS UNIT. THERE ARE NO USER SERVICEABLE PARTS INSIDE. REFER ...

lang:en score:39 filesize: 3.79 M page_count: 9 document date: 2018-09-05



[\[pdf\]](#) User Manual Instructions

Pyle Ceiling Wall Mount Enclosed Speaker 4 часа назад — Read these instructions thoroughly before using this item 2 Keep for future reference 3 Heed all warnings hours ago B1E2 KOOXrL m media amazon images I |||

User Manual of Product 1: Pyle Ceiling Wall Mount Enclosed Speaker - 400 Watt Stereo In-wall / In-ce ... er Sound Power Receiver with AUX IN, FM, RCA Subwoofer Speakers OUT, USB, Microphone IN with Echo - **PTA44BT** WARNING CAUTION: TO REDUCE THE RISK OF ELECTRIC SHOCK, DO NOT REMOVE THE COVER OF THIS...

lang:en score:33 filesize: 3.08 M page_count: 11 document date: 0000-00-00




[\[pdf\]](#) User Manual

PTA44BT USER MANUAL EU CURVED Bluetooth Home Audio Source Amplifier Pyle USA manuals pyleusa |||

...

lang:en score:26 filesize: 27.54 M page_count: 63 document date: 2024-05-02




[\[pdf\]](#) User Manual

Pyle 6 5 4 Bluetooth Flush Mount In wall ceiling 2 Way Speaker Thank you for purchasing this PYLE Ceiling Wall system It is astate of the art product carefully designed and manufactured your A1n3107XCmL m media amazon images I |||

User Manual of Product 1: Pyle 6.5 4 Bluetooth Flush Mount In-wall In-ceiling 2-Way Speaker System ... und Power Receiver with AUX IN, FM, RCA Subwoofer Speakers OUT, USB, Microphone IN with Echo - Pyle **PTA44BT** 3.8 3.5 3.1 3.0 Mounting Depth 2.6 2.8 3.0 10.5 9.4 7.9 6.8 ...

lang:en score:24 filesize: 1.71 M page_count: 10 document date: 0000-00-00




[pdf]

Kumar Ajit Certificate of Analysis Pyle 500W Karaoke Wireless Bluetooth Amplifier 4 Channel Stereo Audio Home Theater Speaker Sound Power Receiver w AUX in FM RCA Subwoofer Speakers Out USB Microphone Echo PTA44BT 5 Electronics 616BgIOGcKL m media amazon images I |||

Testing Report Model: **PTA44BT.5** ASIN: B08428KFLB Date: 6/1/2022 Test Results: Pass/Fail Material Quality - Pass Durability -Pass Packaging -Pass Ease of Use - Pass Functional- Pass Tech Notes: Performed drop tests, no damage to product after multiple tests. All functions thoroughly tested, no is...

lang:en score:21 filesize: 123.98 K page_count: 1 document date: 2022-06-02



[pdf] Decleration of Conformity

Microsoft Word Product Declaration Administrator Model difference statement SOUND AROUND PDA7BU Amplifier 2ASQD 2ASQDPDA7BU pda7bu

Model Difference Declaration To Whom It May Concern, We, SOUND AROUND Amplifier Trademark: PYLE; Model Number: PDA7BU, PDA7BU.5, PDA6BU.5, PDA6BU, PDA4BU, PDA8BUWM, PDA6BU.6, PDA9HBU, PDA65BU, PDA5BU.5, PPRE70BT, PDA65BU.5, PDA5BU, PDA5BU.0, PDA8BUWM.5, PDA9HBU.5, PDA4BU.5, PDA63BU, **PTA44BT.5**, PTA6...

lang:en score:19 filesize: 2.74 M page_count: 1 document date: 2022-03-30







[pdf] User Manual

PTA44BT USER MANUAL EU CURVED Pyle 500W 4 Channel Karaoke Bluetooth Amplifier Home Theater Audio Receiver with AUX FM RCA Subwoofer Output USB Microphone Input Echo for Wireless Music Streaming PTA44BTPTA44BT User Manual B07P684PVVE1t2W5lrujLm media amazon images I E1t2W5lrujL |||

...

lang:en score:19 filesize: 27.54 M page_count: 63 document date: 2024-05-02

PYLE					
Image	SKU	Title	Brand	Category	Notes
	PT44BT	TV Stand for 32"-42" TVs PT44BT	PylePro	Mounts, Stands, Holders	
	PT44BT	TV Mounting Bracket for TVs 32"-42" PT44BT	PylePro	Mounts, Stands, Holders	
	PT44BT	100" Open Frame Rear Shelf (Mounting Bracket) PT44BT	PylePro	Mounts, Stands, Holders	
	PT44BT	Adjustable Heavy Duty Mount PT44BT	Pyle	Mounts, Stands, Holders	
	PT44BT	Mounting Bracket Heavy Duty PT44BT	Pyle	Mounts, Stands, Holders	

[Pyle Mounts, Stands, and Holders Product Catalog](#)

Explore the comprehensive range of Pyle and PylePro mounts, stands, and holders for TVs, computers, musical instruments, microphones, projectors, and tablets. This catalog showcases various solutions for home, office, and professional audio-visual setups.

lang:en score:17 filesize: 12.96 M page_count: 254 document date: 0000-00-00



CEC TEST REPORT

Report No.: S/220719250-CEC-R1
Product: Amplifier
Model No.: PTA44BT, PTA44BT-S, PTA66BT, PTA66BT-S, PTA62BT, PTA62BT-S, PTA42BT, PTA42BT-S, PTA24BT, PTA24BT-S, PTA20BT
Applicant: SOUND AROUND INC.
Address: 1809 63rd Street, Brooklyn, NY 11234 USA
Issued by: Shenzhen SJS Testing Technology Services Co., Ltd.
Room 405, No.3055-2, Gao'an Road, Qianhai Community, Futian District, Shenzhen, Guangdong, China
Lab Location: Subdistrict, East District, Shenzhen, Guangdong, China
Tel: +86-755-2778 4481 Fax: +86-755-2778 4481



This document is the property of SJS Testing Technology Co., Ltd. It may be disclosed confidentially for legal use with the approval of the customer. It should not be reproduced, stored in a retrieval system, or transmitted in any form or by any means, electronic, mechanical, photocopying, recording, or by any information storage and retrieval system, without the prior written permission of SJS Testing Technology Co., Ltd. The user shall not use it for any purpose other than the one for which it was issued. Any unauthorized use of this document is strictly prohibited. Any violation of this policy will result in legal action. The user shall not use it for any purpose other than the one for which it was issued. Any unauthorized use of this document is strictly prohibited. Any violation of this policy will result in legal action. The user shall not use it for any purpose other than the one for which it was issued. Any unauthorized use of this document is strictly prohibited. Any violation of this policy will result in legal action.

Shenzhen SJS Testing Technology Co., Ltd.
Room 405, No.3055-2, Gao'an Road, Qianhai Community, Futian District, Shenzhen, Guangdong, China
Telephone: +86-755-2778 4481 Fax: +86-755-2778 4481 Email: service@sjstest.com

[\[pdf\]](#)

Certificate of Compliance Amazon Pyle 500W Karaoke Wireless Bluetooth Amplifier 4 Channel Stereo Audio Home Theater Speaker Sound Power Receiver with AUX IN FM RCA Subwoofer Speakers OUT USB Microphone Echo PTA44BT Everything Else C1VYaYvHriL m media amazon images I |||

...

lang:en score:10 filesize: 4.31 M page_count: 12 document date: 2022-08-05