

SKG G7Pro-Fold

SKG G7Pro-Fold Smart Neck Massager User Manual

INTRODUCTION

This manual provides essential information for the safe and effective use of your SKG G7Pro-Fold Smart Neck Massager. Please read it thoroughly before operating the device to ensure proper function and user safety.



Image: The SKG G7Pro-Fold Smart Neck Massager in white, featuring a sleek, ergonomic design with a control panel on the right side.

PRODUCT OVERVIEW

The SKG G7Pro-Fold Smart Neck Massager is designed to provide targeted neck massage with heating functionality. It features a wireless design for portability and ease of use.

Key Features:

- **Heating Function:** Provides deep hot compresses for enhanced relaxation.
- **Wireless & Portable:** Cordless design with folding storage for convenience.
- **3D/9D Massage:** Utilizes pulse technology with multiple massage modes and intensity levels.
- **Remote Control:** Easy adjustment of settings.
- **Ergonomic Design:** Soft, lightweight, and comfortable fit for the neck.
- **Auto-Off Timer:** Automatically shuts off after 15 minutes of use.

Components:




Image: Exploded view diagram of the SKG Neck Massager highlighting its various parts: Neck Protection Silicone Pad, Micro-USB Charging Line, Fuselage Switch, Remote Controller, Thermostat Module, 360° Rotary Fitting Arm, and 304 Stainless Steel Contact Sheet.

- **Neck Protection Silicone Pad:** Ensures comfortable contact with the skin.
- **Micro-USB Charging Line:** For recharging the device.
- **Fuselage Switch:** Main power control.
- **Remote Controller:** For convenient adjustment of massage modes, pulse intensity, and heating.
- **Thermostat Module:** Controls the heating function.
- **360° Rotary Fitting Arm:** Allows flexible adjustment to fit various neck sizes.
- **304 Stainless Steel Contact Sheet:** The massage electrodes that make contact with the skin.

SAFETY INFORMATION

Please adhere to the following safety guidelines to prevent injury or device malfunction:

- **Medical Devices:** Never use this product if you have implanted medical electronic devices such as heart pacemakers, artificial hearts, artificial lungs, or electrocardiographs.
- **Environmental Restrictions:** Avoid using the device in environments with petrol, high dust, gas, or any

other flammable and explosive materials.

- **Skin Contact:** Ensure the device's metal contact sheets are properly moistened and in direct contact with the skin for effective and safe operation. Dry skin may result in no sensation or discomfort.
- **Pinching:** Exercise caution to prevent skin pinching during application and adjustment.

SETUP

1. **Charge the Device:** Connect the Micro-USB charging line to the device's charging port and a suitable power source. Ensure the device is fully charged before first use.
2. **Prepare Skin:** Slightly moisten the skin on your neck or the area where massage is desired. This improves conductivity for better comfort and effectiveness.
3. **Position the Massager:** Place the massager around your neck, ensuring the stainless steel contact sheets are firmly against the moistened skin.
4. **Adjust Fit:** Use the adjustable straps to secure the massager comfortably around your neck or desired body part.

OPERATING INSTRUCTIONS



CORRECT WEAR

Moisture the neck or trunk slightly where massage is needed, and then contact the metal face of the massager



MACHINE OPERATION

Press ① button 3s, turn on
Re-press ①, running of
massage program



TELECONTROL OPERATION

Press M, switch massage mode
Press +/-, switch pulse intensity
Press ㄦ ㄦ, switch heating mode

DANGER

Please never use the product with the following medical electronic devices:

1. Heart pacemakers and other implantable medical electronic devices;
2. Artificial heart and lungs and other life-supporting medical electronic devices;
3. Electrocardiographs and other medical electronic devices;

* These medical electronic devices may cause malfunctions and can be life-threatening.

4. Petrol stations, high dust workshops, gas and other inflammable and easy-explosive area are prohibition of use

Image: Visual guide for operating the SKG Neck Massager, detailing controls for power, mode selection, pulse intensity, and hot compress activation.

1. **Power On/Off:** Long press the power button on the device for 3 seconds to turn it on or off.
2. **Switch Modes:** Short press the 'M' button on the remote control or the corresponding button on the device to cycle through the 3 available massage modes (Automatic, Relaxation, Vitality).
3. **Adjust Pulse Intensity:** Use the '+' or '-' buttons on the remote or slide the joystick forward/back on the device to increase or decrease the pulse intensity (15 stages available).
4. **Activate Heating Function:** Press the heat button on the remote or slide the joystick down on the device to activate the hot compress mode. The heating temperature can reach up to 107.6°F.
5. **Voice Prompts:** The device provides voice prompts for mode and intensity changes. A mute button is available on the device to silence these prompts.
6. **Automatic Shut-off:** The massager will automatically turn off after 15 minutes of continuous use.

Your browser does not support the video tag. Please update your browser.

Video: A demonstration of the SKG Neck Massager's features, including unboxing, controls, and how it feels when worn. The video highlights the device's portability and various massage and heat settings.

MAINTENANCE

- **Cleaning:** After each use, gently wipe the device's contact sheets with a damp cloth to remove any residue. Ensure the device is dry before storage.
- **Storage:** Utilize the folding storage feature to keep the device compact and protected when not in use. Store in a cool, dry place.

TROUBLESHOOTING

- **No Sensation:** If you do not feel any massage sensation, ensure your neck and the device's contact sheets are adequately moistened. Dry skin can prevent proper conductivity.
- **Device Not Turning On:** Verify that the device is fully charged. If the issue persists, contact customer support.



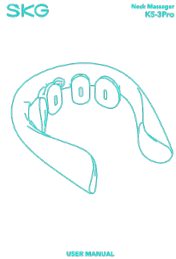



SPECIFICATIONS

- **Model:** G7Pro-Fold
- **Package Dimensions:** 6.8 x 6.8 x 2.4 inches
- **Weight:** 5.6 ounces
- **Batteries:** 1 Lithium Polymer battery required (included)
- **Battery Capacity:** 2400mAh/8.88Wh
- **Rated Input Power:** 10W
- **Rated Input Voltage:** 5V
- **Manufacturer:** SKG Health Technologies Co., Ltd.
- **ASIN:** B07P5D2TH8

WARRANTY AND SUPPORT

For warranty information or technical support, please contact SKG Health Technologies Co., Ltd. directly. Refer to the product packaging or the official SKG website for the most up-to-date contact details.

Related Documents - G7Pro-Fold

	<p>SKG K6E Neck Massager User Manual: Operation, Safety, and Maintenance</p> <p>Comprehensive user manual for the SKG K6E Neck Massager. Learn about its features, how to wear, charge, operate, maintain, and important safety precautions for effective and safe use.</p>
	<p>SKG Smart Neck Massager User Manual (Models 4098/4353)</p> <p>User manual for the SKG Smart Neck Massager (Models 4098 and 4353), providing instructions on operation, precautions, maintenance, and troubleshooting. Features include heating and adjustable intensity for neck pain relief.</p>
	<p>SKG K5-3 PRO Neck Massager: Instructions for Use</p> <p>Operating manual for the SKG K5-3 PRO Neck Massager, detailing features, usage instructions, safety precautions, and troubleshooting for effective pain relief and relaxation.</p>
	<p>SKG K6-EN Neck Massager User Manual: Operation Guide and Safety Precautions</p> <p>This user manual for the SKG K6-EN Neck Massager provides detailed instructions on operation, maintenance, safety guidelines, and troubleshooting. Learn how to use your SKG neck massager effectively and safely.</p>
	<p>SKG H7 Ultra E Neck & Shoulder Massager User Manual</p> <p>Comprehensive user manual for the SKG H7 Ultra E Neck & Shoulder Massager, covering features, operation, safety precautions, troubleshooting, and technical specifications.</p>
	<p>SKG K6E Neck Massager User Manual</p> <p>Comprehensive user manual for the SKG K6E Neck Massager, detailing features, operation, safety precautions, troubleshooting, and specifications.</p>