

Invicta 27868

Invicta Subaqua Model 27868 Quartz Analog Watch User Manual

Model: 27868

INTRODUCTION

This manual provides instructions for the proper setup, operation, and maintenance of your Invicta Subaqua Model 27868 quartz analog watch. Please read this manual thoroughly to ensure optimal performance and longevity of your timepiece.

PRODUCT OVERVIEW

The Invicta Subaqua Model 27868 is a robust quartz analog watch featuring a black stainless steel case and band, a blue and metallic dial, and a flame fusion crystal. It is designed for durability and functionality.

Key Components

- **Crown:** Used for setting time and date.
- **Pushers:** Operate chronograph functions.
- **Unidirectional Rotating Bezel:** Used for timing events, typically dive times.
- **Dial:** Displays time, date, and chronograph sub-dials.
- **Flame Fusion Crystal:** Protective watch face.
- **Stainless Steel Case and Band:** Durable construction.



Image: Front view of the Invicta Subaqua Model 27868 watch, showcasing its black stainless steel case, blue and metallic dial with an octopus design, and chronograph sub-dials. The unidirectional rotating bezel has blue markings.

SETUP

Setting the Time

1. Pull the crown out to the second click position. The second hand will stop.
2. Rotate the crown to set the hour and minute hands. Ensure the AM/PM is correctly set if your watch has a 24-hour indicator or date changes at midnight.
3. Push the crown back to the normal position. The second hand will resume movement.

Setting the Date

1. Pull the crown out to the first click position.
2. Rotate the crown to set the date. Avoid setting the date between 9 PM and 3 AM, as this can interfere with the automatic date change mechanism.
3. Push the crown back to the normal position.

OPERATING

Chronograph Function

Your watch is equipped with a chronograph for measuring elapsed time.

1. Press the upper pusher to start the chronograph.
2. Press the upper pusher again to stop the chronograph.
3. Press the lower pusher to reset the chronograph hands to zero.

Unidirectional Rotating Bezel

The bezel rotates in one direction only. Align the triangle marker on the bezel with the minute hand at the start of an event (e.g., a dive). The minute hand's position relative to the bezel's markings will indicate elapsed time.

Water Resistance

The Invicta Subaqua Model 27868 is water-resistant up to 500 meters (1650 feet). This makes it suitable for professional marine activity and serious surface water sports, but not for saturation diving. Ensure the crown is fully screwed down before any water exposure. Do not operate pushers or crown while the watch is wet or submerged.



Image: The Invicta Subaqua Model 27868 watch worn on a wrist, demonstrating its size and appearance in use. The black stainless steel band and case are visible.

MAINTENANCE

Cleaning

Regularly wipe your watch with a soft, dry cloth to remove dust and dirt. For stainless steel components, a slightly damp cloth can be used, followed by immediate drying. Avoid harsh chemicals.

Battery Replacement

This watch uses a quartz movement powered by a battery. When the second hand begins to move in two-second intervals, it indicates a low battery. Battery replacement should be performed by a qualified watch technician to maintain water resistance and ensure proper sealing.

Storage

When not in use, store your watch in a cool, dry place, away from direct sunlight and extreme temperatures.



Image: An open Invicta watch presentation box, yellow with white interior, suitable for storing the watch when not in use or for gifting.

TROUBLESHOOTING

Watch Not Running

- Check if the crown is pushed in completely.
- The battery may need replacement. Consult a professional watch technician.

Date Not Changing

- Ensure the time is set correctly for AM/PM.
- Avoid setting the date during the prohibited hours (9 PM - 3 AM).

Water Inside Watch

- Immediately take the watch to a qualified watch technician for inspection and repair to prevent further damage. This indicates a breach in the water resistance seal.

SPECIFICATIONS







- **Model Number:** 27868
- **Movement:** Quartz
- **Case Material:** Stainless Steel
- **Case Diameter:** 50 mm
- **Crystal:** Flame Fusion
- **Band Material:** Stainless Steel

- **Water Resistance:** 500 meters (1650 feet)
- **Features:** Chronograph, Date Display, Unidirectional Rotating Bezel, Screw-down Crown

WARRANTY AND SUPPORT

For warranty information and customer support, please refer to the official Invicta website or contact your authorized Invicta dealer. Keep your purchase receipt as proof of purchase.

Related Documents - 27868

	<p>Invicta Watch Instruction Manual and Warranty</p> <p>A comprehensive guide to understanding and operating your Invicta timepiece, including instructions for setting time, date, day, and alarm functions, as well as chronograph operations and warranty information.</p>
	<p>Invicta 19289 S1 Rally Watch: Installation and User Guide</p> <p>This document provides installation and operational guidance for the Invicta Men's 19289 S1 Rally Analog Display Japanese Quartz Black Watch. It covers essential setup, features, and maintenance to ensure proper use of the timepiece.</p>
	<p>Invicta Watch Manual & 3-Year Warranty Guide</p> <p>Official manual and comprehensive 3-year warranty details for Invicta timepieces. Learn about watch care, servicing, operation, and troubleshooting for your Invicta watch.</p>
	<p>Invicta Watch Manual and Warranty Guide: Care, Service, and Features</p> <p>Official manual and warranty guide for Invicta watches. Learn about the 3-year warranty, service procedures, watch care, water resistance, and types of movements (Quartz, Automatic, Manual Wind).</p>
	<p>Invicta Watch Manual and Warranty Guide</p> <p>Comprehensive guide to Invicta watches, covering the 3-year warranty, care instructions, water resistance, safety precautions, and explanations of different watch movement types (Quartz, Automatic, Manual) and dial indicators.</p>
	<p>Invicta Watch Warranty and Service Guide</p> <p>Comprehensive guide to Invicta watch warranties, including registration, service procedures, repair pricing, shipping requirements, and policies. Learn how to maintain your Invicta timepiece for optimal performance and longevity.</p>

Documents - Invicta – 27868

no relevant documents