

## Sunco Lighting PAR38\_S-13W-27K\_5K

# Sunco PAR38 Smart LED Bulb Instruction Manual

WiFi Color Changing Outdoor Flood Light

## 1. INTRODUCTION

---

This instruction manual provides detailed guidance for the installation, setup, operation, and maintenance of your Sunco PAR38 Smart LED Bulbs. These bulbs offer advanced features including WiFi connectivity, color-changing capabilities (RGB and Tunable White CCT), dimming, and compatibility with popular voice assistants like Amazon Alexa and Google Assistant. Please read this manual thoroughly before use to ensure proper functionality and safety.



Image 1.1: Sunco PAR38 Smart LED Bulbs illuminating an outdoor residence with vibrant colors.

## 2. SAFETY INFORMATION

---

- Ensure power is turned off at the circuit breaker before installation or removal of the bulb.
- Do not use with standard dimmer switches. These bulbs are dimmable via the app or voice control only.
- Suitable for indoor and outdoor use (wet rated).
- Operate within the specified voltage range of 100-120 Volts, 60 Hertz.
- Avoid disassembling the bulb, as this will void the warranty and may cause electrical hazard.

## 3. PACKAGE CONTENTS

---

- Sunco PAR38 Smart LED Bulbs (2-pack)
- Instruction Manual

## 4. PRODUCT FEATURES

---

- **Model:** PAR38\_S-13W-27K\_5K
- **Wattage:** 13W (100W Incandescent Equivalent)
- **Brightness:** 1300 Lumens
- **Color Temperature:** 2700K-5000K (Tunable White) and RGB Color Changing
- **Bulb Base:** E26 Standard
- **Connectivity:** 2.4 GHz WiFi (No Hub Required)
- **Control:** Mobile App (Smart Life or TUYA) and Voice Control (Amazon Alexa, Google Assistant)
- **Dimmable:** Yes, via app or voice control
- **Indoor/Outdoor Usage:** Wet Rated for both indoor and outdoor environments

# One Bulb. 16 Million Colors.

Easily control your lights remotely using our all-in-one smartphone app.



**1300**  
Lumens



**Dimmable**  
via app



**Wet**  
Rated

**Sunco**

Image 4.1: Key features of the Sunco PAR38 Smart LED Bulb, highlighting its color capabilities, brightness, dimmability, and wet rating.

## 5. SETUP GUIDE

---

### 5.1 Physical Installation

1. Ensure the power to the light fixture is turned off at the circuit breaker.
2. Carefully screw the Sunco PAR38 Smart LED Bulb into a standard E26 socket.



3. Restore power to the light fixture. The bulb should flash, indicating it is in pairing mode. If it does not flash, turn the bulb off and on three times to reset it.

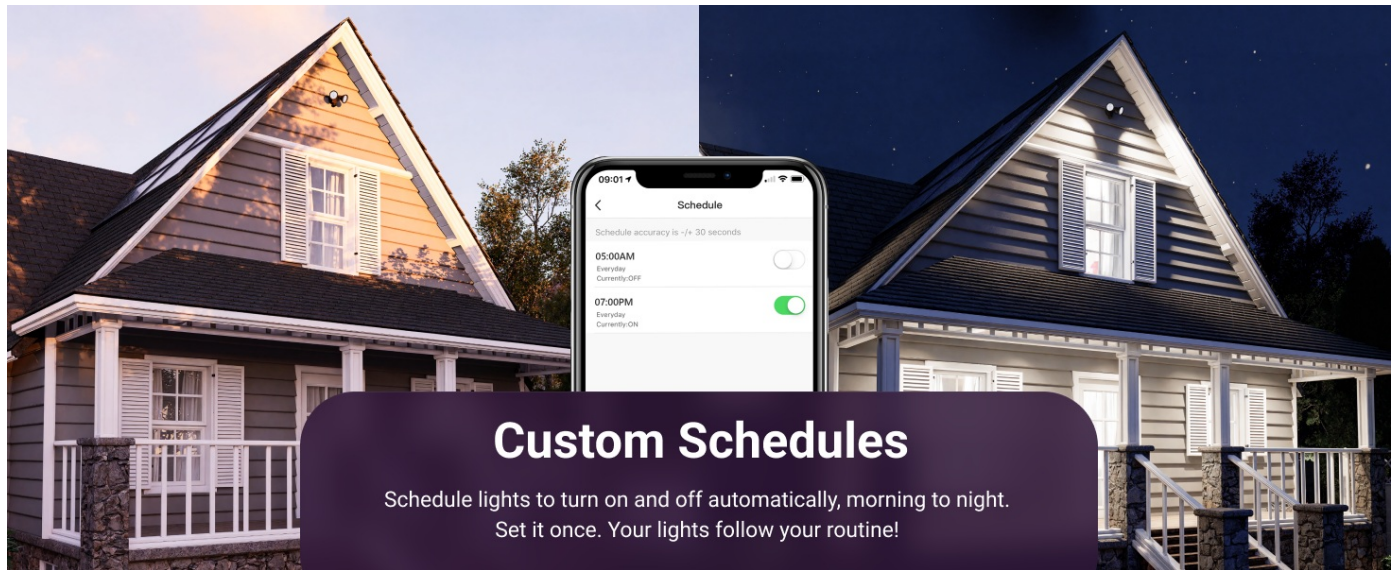


Image 5.1: Visual guide for connecting your smart lights using the mobile application.

## 5.2 App Download and Account Creation

1. Download the 'Smart Life' or 'TUYA' app from the Apple App Store or Google Play Store.
2. Open the app and create a new account or log in with an existing one.

## 5.3 Device Pairing

- Ensure your smartphone's Bluetooth and Location services are enabled.
- Confirm your WiFi network is 2.4 GHz. The bulbs are not compatible with 5 GHz networks.
- In the app, tap 'Add Device' or the '+' icon. The app should automatically detect the bulb in pairing mode.
- Follow the on-screen instructions to connect the bulb to your 2.4 GHz WiFi network.
- If pairing multiple bulbs, pair them one at a time to ensure successful connection.

## 5.4 Voice Assistant Integration

To integrate with Amazon Alexa or Google Assistant:

1. Open the Alexa or Google Home app.
2. Navigate to the 'Skills & Games' (Alexa) or 'Works with Google' (Google Home) section.
3. Search for and enable the 'Smart Life' or 'TUYA' skill/service.
4. Link your Smart Life/TUYA account with your voice assistant account.
5. Discover devices. Your Sunco PAR38 bulbs should now be controllable via voice commands.

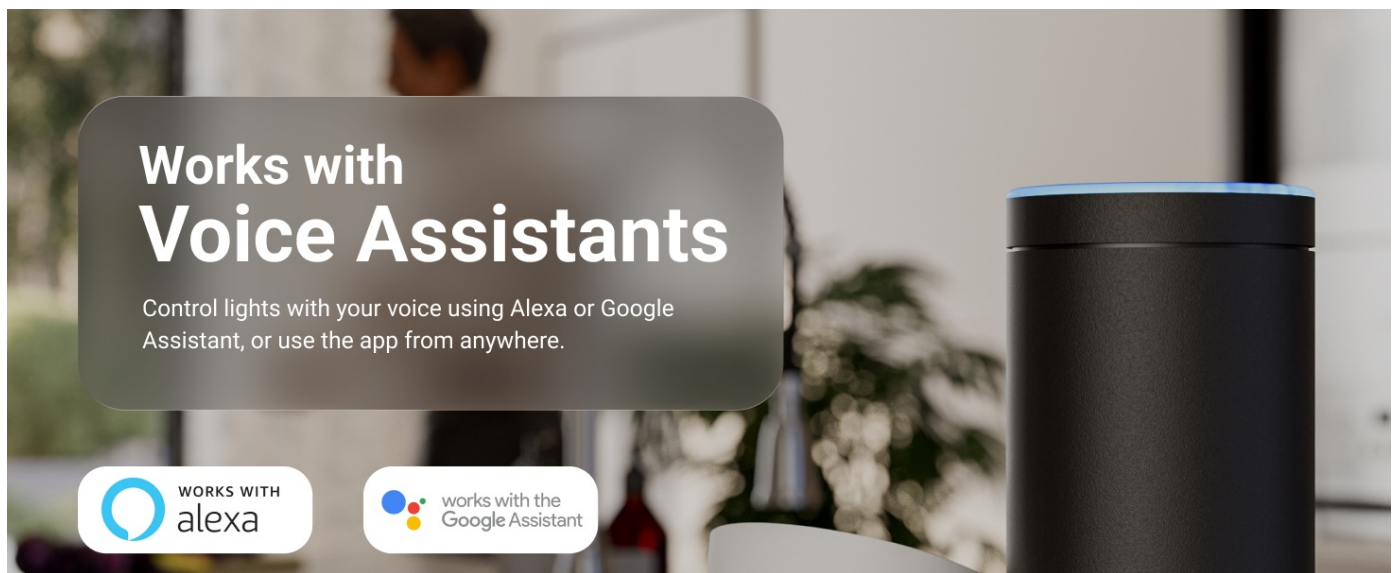


Image 5.2: Sunco Smart LED Bulbs are compatible with Amazon Alexa and Google Assistant for voice control.

## 6. OPERATING INSTRUCTIONS

---

### 6.1 App Control

The Smart Life or TUYA app provides comprehensive control over your Sunco PAR38 Smart LED Bulbs:

- **On/Off:** Toggle the bulb's power.
- **Dimming:** Adjust brightness levels from 1% to 100%.
- **Color Changing:** Select from a full RGB rainbow color wheel or choose specific white color temperatures (2700K warm white to 5000K cool white).
- **Scenes:** Create or select pre-set lighting scenes for different moods or activities.
- **Schedules:** Set custom schedules for the bulbs to turn on/off or change settings at specific times.
- **Group Control:** Group multiple bulbs together to control them simultaneously.
- **Music Sync:** Synchronize light changes with the beat of music played through your device.

# Control Everything in One App

Set scenes, schedules, and groups in our easy to use app. Available on iOS and Android.



Image 6.1: The mobile app allows for comprehensive control of your smart bulbs.





Image 6.2: Setting custom schedules for automated lighting control.

## 6.2 Voice Control Commands

Once integrated with Amazon Alexa or Google Assistant, use the following example commands:

- "Alexa, turn on [Bulb Name]."
- "Hey Google, turn off [Bulb Name]."
- "Alexa, set [Bulb Name] to blue."
- "Hey Google, dim [Bulb Name] to 50 percent."
- "Alexa, change [Bulb Name] to warm white."

## 7. MAINTENANCE

---

- Ensure power is off before cleaning.
- Clean the bulb with a soft, dry cloth. Do not use liquid or abrasive cleaners.
- No user-serviceable parts inside. Do not attempt to open or repair the bulb.

## 8. TROUBLESHOOTING

---

Issue	Possible Cause	Solution
Bulb not pairing/flashing	Not in pairing mode; incorrect WiFi frequency.	Turn the bulb off and on three times to enter pairing mode. Ensure your WiFi is 2.4 GHz.
Bulb disconnects from WiFi	Weak WiFi signal; network changes.	Move the bulb closer to the WiFi router. Check router settings. Re-pair the bulb if necessary.
Voice control not working	Skill/service not enabled; account not linked.	Verify the 'Smart Life' or 'TUYA' skill is enabled and linked in your Alexa/Google Home app. Ensure bulb names are recognized.
App crashes or is unresponsive	App software issue; phone compatibility.	Clear app cache, restart your phone, or reinstall the app. Ensure your phone's operating system is up to date.



Issue	Possible Cause	Solution
Bulb not dimming or changing color	Used with a physical dimmer switch.	Remove any physical dimmer switches. These bulbs are only dimmable via the app or voice control.

## 9. SPECIFICATIONS

Specification	Value
Brand	Sunco Lighting
Model Number	PAR38_S-13W-27K_5K
Light Type	LED
Wattage	13 Watts
Incandescent Equivalent	100 Watts
Bulb Shape Size	PAR38
Bulb Base	E26
Brightness	1300 Lumens
Light Color	2700K-5000K (Tunable White), RGB
Voltage	120 Volts
Control Method	App
Average Life	25000 Hours
Indoor/Outdoor Usage	Indoor, Outdoor (Wet Rated)
Material	Aluminum, Plastic
Product Dimensions	4.72"W x 5.15"H
Item Weight	1.06 pounds

## 10. WARRANTY AND SUPPORT






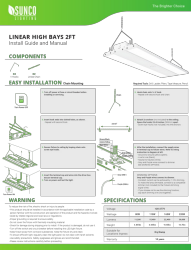
### 10.1 Warranty Information


Sunco Lighting provides a **5-Year Warranty** for this product. This warranty covers defects in materials and workmanship under normal use. Please retain your proof of purchase for warranty claims.

### 10.2 Customer Support

For product support, technical assistance, or warranty inquiries, please contact Sunco Lighting customer service. Contact details can typically be found on the official Sunco Lighting website or through your purchase platform.

## Related Documents - PAR38\_S-13W-27K\_5K

	<p><a href="#">Sunco Lighting Smart Bulb User Manual: Setup, Control, and Voice Integration</a></p> <p>Comprehensive user manual for Sunco Lighting Smart Bulbs. Learn how to install the Smart Life app, register your account, add bulbs, reset them, control lighting, and use voice commands with Google Home and Amazon Alexa.</p>
	<p><a href="#">Sunco Lighting Smart Bulb User Manual - Installation, Setup, and Control</a></p> <p>Comprehensive user manual for Sunco Lighting Smart Bulbs. Learn how to install the Smart Life app, register, pair your bulb using EZ Mode, control lighting features, and set up voice control with Google Home and Amazon Alexa.</p>
	<p><a href="#">Sunco Lighting Dusk to Dawn LED User Guide &amp; Best Practices</a></p> <p>Learn how to use Sunco Lighting's Dusk to Dawn LED bulbs and fixtures for automatic outdoor lighting. This guide covers photocell technology, installation tips, and best practices for optimal performance.</p>
	<p><a href="#">Sunco Lighting 2x2 LED Selectable Ceiling Panel Installation Manual</a></p> <p>Comprehensive installation guide for the Sunco Lighting 2x2 LED Selectable Ceiling Panel (PN22_DU-WH-4060K). Learn how to safely install and wire this energy-efficient, dimmable LED fixture with selectable wattage and color temperature options.</p>
	<p><a href="#">Sunco Lighting LED Flood Light Installation Guide   Yoke Mount, 120W</a></p> <p>Detailed installation guide for the Sunco Lighting 120W LED Flood Light with Yoke Mount. Includes safety warnings, step-by-step mounting instructions, and troubleshooting tips for optimal performance.</p>
	<p><a href="#">SUNCO 2FT Linear High Bay LED Light Installation Guide &amp; Manual</a></p> <p>Official installation guide and manual for SUNCO 2FT Linear High Bay LED fixtures. Learn about components, step-by-step installation, safety precautions, dimming options, and technical specifications.</p>




[\[pdf\]](#) Installation Guide Specifications Warranty Diagram

View Installation Guides Manuals and Specs Sunco — Lighting PAR38 Smart Bulb SpecSheet 20200103

26791 cdn shopify s files 1 0011 5517 0351 |||

PAR38 WIFI LED SMART BULB The wet rated and waterproof nature of the Sunco PAR38 Smart Bulb allows y ... th an app. With over 16 million colors to choose from, your options are practically endless. **MODELS PAR38\_S-13W-27K\_5K-#** LIGHT DISTRIBUTION ANGLE LUMINOUS INTENSITY DISTRIBUTION DIAGRAM NOTE: The Curv...


lang:en **score:55** filesize: 552.04 K page\_count: 1 document date: 2020-01-03



[Sunco PAR38 Smart Bulb - 13W, Dimmable, RGB, 2700K-5000K](#)

Detailed specifications for the Sunco PAR38 Smart Bulb, featuring adjustable white and RGB colors, dimmable brightness, app/voice control, 1300 lumens, 40° beam angle, and wet-rated construction for versatile indoor and outdoor lighting applications.

lang:en **score:54** filesize: 5.06 M page\_count: 1 document date: 2025-09-30



[\[pdf\]](#) Installation Guide Specifications Warranty

PAR38 S 13W 27K 5K specsheet Sunco lighting View Installation Guides Manuals and Specs Lighting

Spec sheet 2 v 1747840662 cdn shopify s files 1 0011 5517 0351 |||

PAR38 Smart Bulb Light up your space with the PAR38 Smart Bulb, featuring adjustable white and RGB colors, dimmable brightness, and app or voice control for ultimate convenience. Install in living rooms, bedrooms, kitchens, and more. **MODELS PAR38\_S-13W-27K\_5K** LIGHT DISTRIBUTION ANGLE LUMINOUS INT...

lang:en **score:53** filesize: 4.83 M page\_count: 1 document date: 2025-05-13