

SECURITYMAN SECURITYBARB2-VAR

SECURITYMAN 2-in-1 Door Security Bar & Sliding Patio Door Security Bar

Model: SECURITYBARB2-VAR

Brand: SECURITYMAN

PRODUCT OVERVIEW

The SECURITYMAN 2-in-1 Door Security Bar is a versatile security solution designed to provide enhanced protection for both hinged doors and sliding patio doors or windows. Constructed from heavy-duty iron, it can withstand significant force, offering peace of mind for your home, apartment, or travel accommodation.

Key Features:

- **Two-in-One Functionality:** Easily switch between a door stopper security bar for hinged doors and a lock bar for sliding patio doors/windows using interchangeable caps.
- **Adjustable & Durable:** The bar adjusts from 18.25 inches to 47.50 inches (46.50 inches for sliding glass doors) and is made of high-grade iron to withstand up to 400 pounds of pressure.
- **Secure Grip:** Features an angled rubber bottom for full contact and a strong brace on various floor types without scratching, compatible with all door knob types, including French doors.
- **Easy to Use:** Simple to prop under a doorknob or place in a sliding track, and easy to remove and adjust.



The SECURITYMAN 2-in-1 Door Security Bar offers versatile security for both hinged and sliding doors.

SAFETY INFORMATION

Please read all instructions carefully before using the SECURITYMAN 2-in-1 Door Security Bar. Improper use can reduce its effectiveness and may lead to injury or property damage.

- Always ensure the bar is securely braced against the floor and the door/doorknob.
- Verify the rubber foot is making full contact with the floor surface.
- **Do not use the security bar on rugs or mats**, as this can compromise stability and reduce effectiveness.
- Keep out of reach of children. This product is not a toy.
- Regularly inspect the bar for any signs of wear or damage. Do not use if damaged.



ANTI-SLIP ON MOST SURFACES.

**GREAT TRACTION ON
LINOLEUM, WOOD, CARPET,
AND MORE. DO NOT USE ON
RUGS OR MATS.**




The anti-slip rubber foot provides great traction on hard surfaces. Avoid use on rugs or mats.

WHAT'S INCLUDED

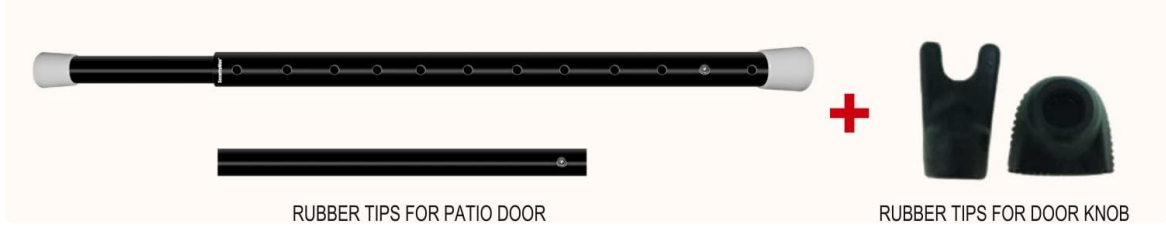
Your SECURITYMAN 2-in-1 Door Security Bar package includes the following components:

- Security Safety Bar (3 parts for assembly)
- Door Caps (2 pieces for hinged doors)
- Sliding Patio Door & Window Caps (2 pieces for sliding applications)
- User Guide (this manual)



**2-PACK
x2**

2 IN 1 HOME SECURITY SOLUTION.
INTERCHANGEABLE TIPS FOR MOST DOORS & SLIDING DOORS



The package includes the main bar and interchangeable tips for different door types.

SETUP

Assembly:

The security bar comes in three parts. Connect the sections by aligning the holes and pressing the spring-loaded pins until they click into place. Ensure all connections are secure before use.

Attaching Caps:

Select the appropriate cap for your intended use:

- **For Hinged Doors:** Use the 'Y' shaped door caps. These are designed to fit securely under most doorknobs.
- **For Sliding Patio Doors/Windows:** Use the flat, rounded caps. These are designed to sit flush within the sliding track.

Door Jammer Install

Adjust to Length



Place "Y" Head
Under Door Knob





Secure 15"-18" From
Base of the Door



Installation steps for the door jammer configuration.

Sliding Door Install



Installation steps for the sliding door configuration.

OPERATING INSTRUCTIONS

For Hinged Doors:

1. **Adjust Length:** Extend or retract the bar to the desired length. The bar has 12 adjustability ports. For optimal security, the bar should be set so it is angled slightly from the floor to the doorknob, typically 15-18 inches from the base of the door.
2. **Prop Under Doorknob:** Place the 'Y' shaped cap securely under the doorknob or door handle.
3. **Secure Position:** Push the base of the bar firmly into the floor with your foot until the rubber foot makes full, stable contact.



**EASY ON.
EASY OFF.**

1. SET LENGTH
2. PROP UNDER DOOR KNOB
3. PUSH BAR IN WITH LEG



Follow these steps for quick and effective deployment on hinged doors.

For Sliding Patio Doors/Windows:

- 1. Adjust Length:** Extend the bar to fit snugly within the track of your sliding door or window. Ensure the flat caps are attached. The maximum length for this configuration is 46.50 inches.
- 2. Place in Track:** Position the bar horizontally within the bottom track of the sliding door or window, preventing it from opening.
- 3. Secure Snugly:** Ensure the bar is extended enough to create firm pressure against both sides of the track, preventing movement.



WITHSTANDS 400LBS OF FORCE.

CONSTRUCTED OF 1/16 THICK HIGH GRADE IRON



**PATIO DOOR
CAN BE KEPT
PARTIALLY
OPEN**

The bar effectively secures sliding doors and windows, withstanding up to 400 lbs of force.

MAINTENANCE

To ensure the longevity and effectiveness of your SECURITYMAN Door Security Bar, follow these simple maintenance guidelines:

- **Cleaning:** Wipe the bar with a damp cloth to remove dust and dirt. Avoid harsh chemicals that may damage the finish or rubber components.
- **Inspection:** Periodically check all parts for signs of wear, corrosion, or damage, especially the rubber foot and the interchangeable caps.
- **Storage:** Store the bar in a dry place when not in use to prevent rust or degradation of materials.

TROUBLESHOOTING

Issue: Bar slips on the floor.

- **Solution:** Ensure the floor surface is clean and dry. The bar is designed for hard surfaces; avoid use on rugs or mats. Verify the rubber foot is making full, flat contact with the floor.

Issue: Bar does not hold the door securely.

- **Solution (Hinged Door):** Adjust the length to create a firm brace. The angle should be appropriate (approx. 15-18 inches from the door base). Ensure the 'Y' cap is properly seated under the doorknob.
- **Solution (Sliding Door):** Ensure the bar is extended to create a tight fit within the track. There should be no significant play.

Issue: Difficulty adjusting the bar length.

- **Solution:** Ensure the spring-loaded pins are fully depressed when adjusting. If stiff, apply a small amount of silicone lubricant to the telescoping sections.

SPECIFICATIONS

Attribute	Value
Brand	SECURITYMAN
Model Number	SECURITYBARB2-VAR
Material	Iron
Color	Black
Adjustable Length (Hinged Door)	18.25" to 47.50"
Adjustable Length (Sliding Door)	18.25" to 46.50"
Pressure Resistance	Up to 400 pounds
Item Weight	3.69 pounds
Product Dimensions	17 x 1 x 1 inches (collapsed)
UPC	701107903408

WARRANTY & SUPPORT

The SECURITYMAN 2-in-1 Door Security Bar comes with a **12 Month Warranty** from the date of purchase. This warranty covers manufacturing defects and issues arising from normal use.

For warranty claims, technical assistance, or any questions regarding your product, please contact our friendly customer support team. Refer to the contact information provided on the product packaging or

the official SECURITYMAN website.

Please have your purchase receipt and product model number (SECURITYBARB2-VAR) ready when contacting support to expedite the process.

© 2025 SECURITYMAN. All rights reserved.