

SIMPLICITY US8872D5

SIMPLICITY S8872 Misses' Pullover Dress Sewing Pattern Instruction Manual

Model: US8872D5

INTRODUCTION

This instruction manual provides comprehensive guidance for using the SIMPLICITY S8872 Misses' Pullover Dress sewing pattern. This pattern allows for the creation of a comfortable and stylish pullover dress with various design options. The pattern includes a paper pattern instruction sheet with detailed steps for assembly.

S8872 D5

SIZE U.S. 4-12
TALLA EURO. 30-38
TAILLE FR. 32-40

Simplicity®



 SINCE
1927

This image displays the front cover of the SIMPLICITY S8872 sewing pattern. It features a model wearing the main pullover dress design, along with smaller illustrations of three alternative dress variations (A, B, C, D) included in the pattern. The pattern number S8872 D5 and sizing information (SIZE U.S. 4-12, TAILLE EUR. 30-38, TAILLE FR. 32-40) are visible at the top left. The SIMPLICITY logo is at the top right, and the UPC 0039363588726 is at the bottom left.

PATTERN COMPONENTS

The SIMPLICITY S8872 sewing pattern package typically includes:

- Multi-sized pattern pieces printed on paper.
- A detailed paper pattern instruction sheet.
- Envelope with sizing charts, fabric requirements, and notions list.

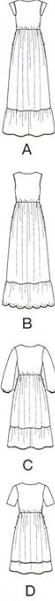
SETUP AND PREPARATION

1. Choosing Your Size

Refer to the body measurement chart below to select the appropriate pattern size. It is recommended to choose a size based on your bust measurement, then adjust for waist and hip if necessary.

S8872

18 PIECES/PIEZAS



MISSSES' PULLOVER DRESS IN THREE LENGTHS WITH SLEEVE VARIATIONS

Fabrics: Chambray, Cotton Lawn, Cotton Types, Double Georgette, lightweight Linen Types, Shirtings, Silky Types. **B** in Scalloped Edge Fabrics only. Extra fabric needed to match plaids, stripes or one-way design fabrics.

Notions: Thread. **A,B:** One pkg. of 1/2" wide single fold bias tape, 1/4 yd. of 1/4" wide elastic. **C:** 1 yd. of 1/4" to 3/4" wide flexible trim or mini pom pom fringe, 1 1/2 yd. of 1/4" wide cording, 1 1/4 yd. of 1/4" wide elastic. **D:** 3 yd. of mini pom pom fringe, 1/4 yd. of 1/4" wide elastic.

BODY MEASUREMENTS (For Sizing Help Visit www.simplicity.com/sizehelp)

Bust	29 1/2	30 1/2	31 1/2	32 1/2	34	36	38	40	42	In
Waist	22	23	24	25	26 1/2	28	30	32	34	"
Hip-9" below waist	31 1/2	32 1/2	33 1/2	34 1/2	36	38	40	42	44	"
Back-neck to waist	15 1/4	15 1/2	15 3/4	16	16 1/4	16 1/2	16 3/4	17	17 1/4	"
Sizes	4	6	8	10	12	14	16	18	20	
European	30	32	34	36	38	40	42	44	46	

A,B,C,D Interfacing: 1/2 yd. of 20" to 25" lightweight fusible, such as Pellon®

A Dress

45***	4"	4"	4"	4"	4"	4"	4"	4"	4"	Yd
60***	3"	3"	3"	3"	3"	3"	3"	3"	3"	"

B Dress- cut crosswise

45" or 60***	4"	4"	4"	4"	4"	4"	4"	4"	4"	Yd
--------------	----	----	----	----	----	----	----	----	----	----

C Dress

45***	3"	3"	3"	3"	4"	4"	4"	4"	4"	Yd
60***	2"	2"	3"	3"	3"	3"	3"	3"	3"	"

D Dress

45***	2 1/4	2 1/4	2 1/2	2 1/2	2 1/2	2 1/2	2 1/2	2 1/2	2 1/2	Yd
60***	1 1/4	1 1/4	1 1/2	1 1/2	2	2	2	2	2	"

Contrast Front Band and Lower Band: 1/2 yd. of 45" or 60***

FINISHED GARMENT MEASUREMENTS (Includes Design and Wearing EASE)

A,B,C,D Bust	33 1/2	34 1/2	35 1/2	36 1/2	38	40	42	44	46	In
--------------	--------	--------	--------	--------	----	----	----	----	----	----

Finished back length from base of neck:

A,B	54 1/4	54 1/2	54 3/4	55	55 1/4	55 1/2	55 3/4	56	56 1/4	In
C	43 1/4	43 1/2	43 3/4	44	44 1/4	44 1/2	44 3/4	45	45 1/4	"
D	37 1/4	37 1/2	37 3/4	38	38 1/4	38 1/2	38 3/4	39	39 1/4	"
A,C Width	117	118	119	120	121 1/2	123 1/2	125 1/2	127 1/2	129 1/2	"
B Width	177	178	179	180	181 1/2	183 1/2	185 1/2	187 1/2	189 1/2	"
D Width	66 1/2	67 1/2	68 1/2	69 1/2	71	73	75	77	79	"

*without nap **with nap ***with or without nap

JEUNE FEMME: ROBE EN TROIS LONGUEURS AVEC CHOIX DE MANCHES

Tissus: Chambray, Linon de Coton, Cottonnades, Crêpe Georgette Double, Toile de Lin légère, Shirting, Tissus Soyeux. **B** en Tissus à Bord Festonné seulement. Prévoyez davantage de tissu pour raccorder les écosais, rayures ou motifs unidirectionnels.

Mercerie: Fil. **A,B:** Un paquet de ruban simple de biais de 1.3cm de large, 0.60m d'élastique de 6mm de large. **C:** 0.90m de garniture extensible ou mini frange de pompons de 6mm à 1cm de large, 1.30m de cordon de 6mm de large, 1.20m d'élastique de 6mm de large. **D:** 2.70m de mini frange de pompons, 0.60m d'élastique de 6mm de large.

SEÑORITAS: VESTIDO EN TRES LARGOS CON DIFERENTES MANGAS

Telas: Chambray, Linón de Algodón, Mezclas de Algodones, Crépé Georgette Doble, Tela de Lino ligera, Shirting, Telas Sedosas. **B** en Telas con Borde Afestonado solamente. Se necesita tela adicional para casar cuadros, rayas o telas estampadas en una dirección.

Mercería: Hilo. **A,B:** Un paquete de cinta de bias sencillo de 1.3cm de ancho, 0.60m de elástico de 6mm de ancho. **C:** 0.90m de adorno estirable o de mini flecos con pompones de 6mm a 1cm de ancho, 1.30m de cordoncillo de 6mm de ancho, 1.20m de elástico de 6mm de ancho. **D:** 2.70m de mini flecos con pompones, 0.60m de elástico de 6mm de ancho.

MESURES NORMALISÉES/MEDIDAS DEL CUERPO

Poitrine/Busto	75	78	80	83	87	92	97	102	107	cm
Taille/Cintura	56	58	61	64	67	71	76	81	87	"

Hanches (23cm au-dessous de la taille)/Caderas (23cm abajo de la cintura)

	80	83	85	88	92	97	102	107	112	cm
--	----	----	----	----	----	----	-----	-----	-----	----

Dos (encolure à taille)/Espalda (escote a cintura)

	38.5	39.5	40	40.5	41.5	42	42.5	43	44	cm
--	------	------	----	------	------	----	------	----	----	----

Tailles/Tallas

	4	6	8	10	12	14	16	18	20	
--	---	---	---	----	----	----	----	----	----	--

Françaises

	32	34	36	38	40	42	44	46	48	
--	----	----	----	----	----	----	----	----	----	--

Europeas

	30	32	34	36	38	40	42	44	46	
--	----	----	----	----	----	----	----	----	----	--

A,B,C,D Entoilage: 0.50m de 51cm à 64cm, léger, thermocollant tel que Pellon®

A,B,C,D Entretela: 0.50m de 51cm à 64cm, légère, adhésive como Pellon®

A Robe/A Vestido

15cm**	3.70	3.80	3.80	3.80	3.80	3.90	3.90	3.90	3.90	m
150cm**	2.70	2.70	2.80	2.90	3.30	3.30	3.30	3.30	3.30	"

B Robe- coupé dans la largeur/B Vestido- cortado por el ancho

115cm ou 150cm**	4.10	4.10	4.10	4.10	4.20	4.20	4.20	4.30	4.30	m
------------------	------	------	------	------	------	------	------	------	------	---

C Robe/C Vestido

115cm**	3.40	3.40	3.40	3.60	3.70	3.80	3.80	3.90	3.90	m
150cm**	2.60	2.60	3.00	3.00	3.00	3.00	3.00	3.00	3.10	"

D Robe/D Vestido

115cm**	2.10	2.10	2.10	2.10	2.30	2.30	2.30	2.40	2.40	m
150cm**	1.70	1.70	1.70	1.70	1.80	1.90	1.90	1.90	1.90	"

Bande Devant et Bande Inférieure Contrastantes- 0.40m de 115cm ou 150cm*

Banda del Frente y Banda Inferior Contrastantes- 0.40m de 115cm o 150cm*

*sans sens **avec sens ***avec ou sans sens *sin pelusa **con pelusa ***sin o con pelusa

This image shows the back of the SIMPLICITY S8872 sewing pattern envelope. It provides detailed information for sewing the Misses' Pullover Dress, including body measurements (Bust, Waist, Hip, Back-neck to waist), sizing charts for US, European, and French sizes, and finished garment measurements. It also lists fabric requirements for different views (A, B, C, D) and fabric widths (45" and 60"), along with required notions such as thread, elastic, and bias tape. The instructions are available in English and French.

Body Measurements (Inches)

Measurement	4	6	8	10	12	14	16	18
Bust	29 1/2	30 1/2	31 1/2	32 1/2	34	36	38	40
Waist	22	23	24	25	26 1/2	28	30	32
Hip - 9" below waist	31 1/2	32 1/2	33 1/2	34 1/2	36	38	40	42

Measurement	4	6	8	10	12	14	16	18
Back-neck to waist	15¼	15½	15¾	16	16¼	16½	16¾	17

Pattern Sizes

Size Type	4	6	8	10	12	14	16	18	20
US Sizes	4	6	8	10	12	14	16	18	20
European	30	32	34	36	38	40	42	44	46
French	32	34	36	38	40	42	44	46	48

2. Fabric Selection

Recommended fabrics for this pattern include: Chambray, Linen, Cotton, Cotton Blends, Crepe, Double Georgette, Gauze, Lightweight Linen Types, and Shirting. For View B, only use Scalloped Edge Fabrics. Consider pre-washing your fabric according to its care instructions to prevent shrinkage after the garment is made.

Fabric Requirements (Yards)

Note: Extra fabric may be needed to match plaids, stripes, or one-way design fabrics.

View	Fabric Width	Sizes								
		4	6	8	10	12	14	16	18	20
A Dress	45"****	4	4	4	4	4	4	4	4	4
	60"****	3	3	3	3	3	3	3	3	3
B Dress - cut crosswise		4¼	4¼	4¼	4¼	4¼	4¼	4¼	4¼	4¼
C Dress	45"****	3¼	3¼	3¼	3¼	3¼	3¼	3¼	3¼	3¼
	60"****	2¾	2¾	2¾	2¾	2¾	2¾	2¾	2¾	2¾
D Dress	45"****	2¼	2¼	2¼	2¼	2¼	2¼	2¼	2¼	2¼
	60"****	1¾	1¾	1¾	1¾	2	2	2	2	2

3. Notions Required

Ensure you have the following notions before beginning your project:

- Thread (matching your fabric color)
- **For Views A & B:** One package of ½" wide single fold bias tape, ¾ yd. of ½" wide elastic.
- **For View C:** 1 yd. of ½" wide flexible trim or 1 yd. of mini pom pom fringe, ¾ yd. of ½" wide cording, 1¼ yd. of ½" wide elastic.
- **For View D:** ¾ yd. of mini pom pom fringe, ¾ yd. of ½" wide elastic.

OPERATING (SEWING INSTRUCTIONS)

The detailed sewing instructions, including cutting layouts and step-by-step assembly, are provided on the enclosed paper instruction sheet. Please refer to this sheet for precise guidance on:

- Pattern piece identification and preparation.
- Fabric cutting layouts for different views and sizes.
- Step-by-step sewing construction, including seams, hems, and finishing techniques.
- Instructions for attaching elastic, bias tape, and trims as specified for each view.

Follow the instructions carefully, paying attention to seam allowances and pressing steps for a professional finish.

MAINTENANCE (CARE OF FINISHED GARMENT)

Once your dress is complete, follow the care instructions appropriate for the fabric you have chosen. General care tips include:

- Wash garment according to fabric type (e.g., cold water, gentle cycle).
- Use mild detergent.
- Tumble dry low or hang dry to prevent shrinkage and maintain shape.
- Iron on appropriate temperature setting for your fabric.

TROUBLESHOOTING COMMON SEWING ISSUES

While sewing, you might encounter common challenges. Here are some general tips:

- **Fabric Slippage:** Use sharp pins, a walking foot, or tissue paper under delicate fabrics.
- **Uneven Seams:** Ensure consistent seam allowance by using a seam guide on your sewing machine.
- **Gathering Issues:** If gathers are uneven, try two rows of basting stitches and pull both threads simultaneously.
- **Fit Problems:** Always make a muslin (test garment) from inexpensive fabric before cutting your main fabric, especially if you are unsure about sizing or making alterations.

SPECIFICATIONS

- **Product Type:** Sewing Pattern
- **Model Number:** US8872D5
- **Pattern Number:** S8872
- **Material:** Paper
- **Included Components:** Paper pattern guide sheet
- **Instructions:** Available in English and French
- **Country of Origin:** Made in the USA
- **Product Dimensions:** 7.68 x 0.2 x 10.04 inches
- **Item Weight:** 2.57 ounces
- **UPC:** 039363588726

WARRANTY

This product is a sewing pattern and does not typically come with a manufacturer's warranty. For any issues related to the pattern's completeness or printing, please contact the manufacturer directly.




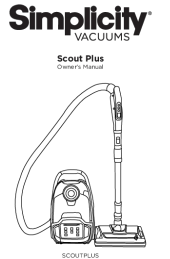
SUPPORT

For additional support, pattern corrections, or general inquiries, please visit the official SIMPLICITY website or contact their customer service. You can often find helpful resources, FAQs, and community forums on their site.

Official SIMPLICITY Website: www.simplicity.com

© 2024 SIMPLICITY. All rights reserved.

Related Documents

	<p>Simplicity Model 725 & 700 Riding Tractors Owner's Manual and Parts List</p> <p>This document provides a comprehensive overview of the Simplicity Model 725 and 700 Riding Tractors, including installation procedures, lubrication guidelines, starting and operating instructions, adjustment procedures, and a detailed parts list. It serves as an owner's manual and parts catalog for maintenance and repair.</p>
	<p>Simplicity Regent Lawn Tractor Parts Manual</p> <p>Comprehensive parts manual for the Simplicity Regent lawn tractor, featuring the 22 Gross HP B&S Hydro and 38" Mower Deck. This manual details all components, including diagrams and part numbers, for easy identification and replacement.</p>
	<p>Simplicity S65, S65D, S65P, S65S Vacuum Parts Book</p> <p>This parts book provides a detailed breakdown of the Simplicity S65, S65D, S65P, and S65S vacuum cleaner models, including assemblies, tools, and individual components with part numbers and descriptions.</p>
	<p>Simplicity Scout Plus Vacuum Cleaner Owner's Manual: Operation & Maintenance Guide</p> <p>Explore the Simplicity Scout Plus vacuum cleaner with this official owner's manual. Find detailed instructions on assembly, operation, cleaning, maintenance, troubleshooting, and warranty information for your Simplicity vacuum.</p>