

## Manuals+

[Q & A](#) | [Deep Search](#) | [Upload](#)

[manuals.plus](#) /

› [ecobee](#) /

› [ecobee SmartThermostat with Voice Control User Manual](#)

**ecobee EB-STATE5-01**

# ecobee SmartThermostat with Voice Control User Manual

Model: EB-STATE5-01

## INTRODUCTION

The ecobee SmartThermostat with Voice Control is designed to provide enhanced comfort, increased energy savings, and advanced control over your home's climate. This programmable Wi-Fi thermostat integrates seamlessly with various smart home systems and includes a SmartSensor for improved temperature management.

## SETUP AND INSTALLATION

Installing your ecobee SmartThermostat is designed to be straightforward, typically taking about 45 minutes. All necessary components, aside from basic tools, are included in the box.

# Comes with everything you need for easy installation



Image: Contents of the ecobee SmartThermostat box, including the thermostat, SmartSensor, mounting plate, wire labels, and installation guides.

## Included Components:

- ecobee SmartThermostat
- ecobee SmartThermostat mounting plate
- SmartSensor with detachable stand
- Installation & Quickstart guide
- Wire Labels
- Large Trim Plate

## Compatibility:

The ecobee SmartThermostat is compatible with most 24VAC HVAC systems, including furnaces, ACs (2H/2C), heat pumps (2H/2C + 2 stage AUX), boilers, PTACs, and fan coil units (3 fan speeds). A Power Extender Kit is included for homes without a C-Wire, ensuring broad compatibility.

Compatible Systems			
Equipment Type	Supported Yes/No	# of Wires	Wires Needed (* if equipped)
Single Stage Heating & Cooling (with C-wire)	Yes	5	R, C, W1, Y1, G
Single Stage Heating & Cooling (no C-wire)	Yes	4	R, W1, Y1, G (requires PEK)
Multistage Heating & Cooling	Yes	up to 7	R, C, W1, W2*, Y1, Y2*, G
Boiler Radiant Heating Only	Yes	3	R, C, W1
Furnace Forced-Air Heating Only	Yes	up to 4	R, C, W1, G*
Cooling Only (with C-wire)	Yes	4	R, C, Y1, G
Cooling Only (no C-wire)	Yes	3	R, G, Y (requires PEK)
Heat Pump with Auxiliary Heat (with C-wire)	Yes	up to 8 Up to 7 with no C-Wire (PEK)	R, C, Y1, Y2*, W1, W2*, G, O/B
Heat Pump w/o Auxiliary Heat (with C-wire)	Yes	up to 6 Up to 5 with no C-Wire (PEK)	R, C, Y1, Y2*, G, O/B
Gas Fireplace (24 Volts)	Yes	3	R, C, W1
Dual Fuel/Hybrid Heating (with C-wire)	Yes	up to 8	R, C, Y1, Y2*, W1, W2*, G, O/B
Dual Fuel/Hybrid Heating (no C-wire)	Yes	up to 7	R, Y1, Y2*, W1, W2*, G, O/B (requires PEK)

Image: A detailed table outlining compatible HVAC system types, required number of wires, and specific wire labels needed for installation. For detailed step-by-step instructions, please refer to the official [Installation Manual \(PDF\)](#).

## OPERATING YOUR SMARTTHERMOSTAT

The ecobee SmartThermostat offers multiple ways to control your home's temperature, adapting to your routine for optimal comfort and energy efficiency.



Image: The ecobee SmartThermostat displaying temperature and humidity, alongside the compact SmartSensor.

### SmartSensor Functionality:

The included SmartSensor helps eliminate hot or cold spots by detecting occupancy and temperature in the rooms that matter most. This allows the thermostat to adjust the temperature based on where you are, not just where the thermostat is located.



**Works with SmartSensor to  
manage hot or cold spots.**

Image: A small, white ecobee SmartSensor placed discreetly on a wooden shelf, demonstrating its compact size and ease of placement.

### **Remote and Voice Control:**

Control your thermostat from anywhere using the ecobee app on your iOS or Android device. The SmartThermostat also features built-in Siri and Alexa for hands-free voice control.



Image: A smartphone screen displaying the ecobee Smart Security app interface, indicating remote control capabilities.




Image: The Siri and Alexa logos floating above a person holding a baby, illustrating the voice control integration of the thermostat.

### Smart Home Integration:

The ecobee SmartThermostat integrates seamlessly with popular smart home systems, including Apple HomeKit, Amazon Alexa, Google Assistant, and SmartThings, allowing for a unified smart home experience.



Works with

**Apple HomeKit**



alexa built-in



works with the  
**Google Assistant**



WORKS WITH  
**SmartThings**

Image: A graphic displaying the 'Works with' logos for Apple HomeKit, Alexa built-in, Google Assistant, and SmartThings, highlighting broad compatibility.

### **Energy Savings:**

The SmartThermostat is ENERGY STAR certified and can help save up to 26% per year on heating and cooling costs. Its built-in occupancy sensor automatically adjusts the temperature for energy savings when you leave home and restores comfort settings upon your return.





Image: The ecobee SmartThermostat mounted on a wall, with the ENERGY STAR logo and a 'Tom's Guide Best in Class' badge, emphasizing its efficiency and recognition.

## MAINTENANCE

To ensure optimal performance and longevity of your ecobee SmartThermostat, regular maintenance is recommended.

- **Cleaning:** Gently wipe the screen and exterior with a soft, damp cloth. Avoid abrasive cleaners or solvents.
- **Software Updates:** Ensure your thermostat's software is up to date. Updates are typically delivered automatically via Wi-Fi.
- **Sensor Placement:** Periodically check that SmartSensors are placed optimally and are not obstructed, ensuring accurate readings.

## TROUBLESHOOTING

If you encounter issues with your ecobee SmartThermostat, consider the following common troubleshooting steps:

- **No Power/Display Off:** Verify that the thermostat is properly connected to your HVAC system and that the Power Extender Kit (if used) is correctly installed. Check your circuit breaker.

- **Wi-Fi Connectivity Issues:** Ensure your home Wi-Fi network is active and within range. Try restarting your Wi-Fi router. If issues persist, re-enter your Wi-Fi credentials on the thermostat.
- **Incorrect Temperature Readings:** Confirm that SmartSensors are not placed near heat sources (e.g., direct sunlight, lamps) or drafts. Ensure they are clean and unobstructed.
- **HVAC System Not Responding:** Check the thermostat's system mode (Heat, Cool, Auto, Off). Ensure wiring connections are secure at both the thermostat and HVAC control board.
- **Voice Control Not Working:** Verify that Siri or Alexa is enabled in the thermostat settings and that the microphone is not muted. Check your internet connection.

For more detailed troubleshooting or complex issues, refer to the comprehensive [Installation Manual \(PDF\)](#) or contact ecobee customer support.

## SPECIFICATIONS

Feature	Detail
Brand	ecobee
Model Name	ecobee SmartThermostat with Voice Control
Product Dimensions	1"D x 4.29"W x 4.29"H
Controller Type	IFTTT, Apple HomeKit, Google Assistant, Amazon Alexa, SmartThings
Special Feature	Uses SmartThermostat's built-in occupancy sensor to automatically adjust the temperature for energy savings when you leave home and restore your comfort settings when you return.
Color	Black
Specific Uses For Product	Heat Pump
Temperature Control Type	Heating, Cooling
Connectivity Technology	Wi-Fi
Power Source	Ac/dc
Item Weight	0.01 Ounces
Voltage	230 Volts
Display Type	LCD
Control Method	Voice
Mounting Type	Wall Mount
Backlight	Yes
Number of Batteries	1 Lithium Metal batteries required. (included)





UPC	627988003009
Item model number	EB-STATE5-01

## WARRANTY AND SUPPORT

The ecobee SmartThermostat comes with a **3-year limited warranty**.

For further assistance, detailed guides, or to contact customer support, please refer to the official [Installation Manual \(PDF\)](#) or visit the ecobee support website.

## Related Documents - EB-STATE5-01

	<p><a href="#">How to Install Your ecobee Smart Thermostat</a></p> <p>A step-by-step guide to installing your ecobee smart thermostat, including instructions for systems with and without a C wire, and troubleshooting tips.</p>
	<p><a href="#">ecobee EB-STATE6-01 Smart Thermostat Premium User Manual</a></p> <p>User manual for the ecobee EB-STATE6-01 Smart Thermostat Premium, covering specifications, features like Eco+, air purification, voice control, integrations, and frequently asked questions for optimal home comfort and energy management.</p>
	<p><a href="#">ecobee Smart Thermostats and Accessories: Product Catalog</a></p> <p>Comprehensive catalog detailing ecobee's smart home and commercial thermostats, including the ecobee3 Lite Pro, ecobee4 Pro, and ecobee EMS Si, alongside essential accessories like Room Sensors and the Power Extender Kit. Find specifications, features, and compatibility information.</p>
	<p><a href="#">ecobee Smart Thermostats and Accessories   ecobee3 Lite Pro, ecobee4 Pro, EMS Si</a></p> <p>Explore the range of ecobee smart thermostats, including the ecobee3 Lite Pro, ecobee4 Pro, and ecobee EMS Si, along with accessories like Room Sensors and Power Extender Kits. Features, specifications, and comparisons.</p>



[Ecobee Smart Thermostat Premium: Features, Use, and Care Guide](#)

Discover the Ecobee Smart Thermostat Premium, designed for optimal home comfort and energy efficiency. Learn about its smart features, integration capabilities with major smart home ecosystems, and essential usage and care instructions.



[ecobee EB-STATE6-01 Smart Thermostat User Guide - Features, Installation, and Warranty](#)

Comprehensive user guide for the ecobee EB-STATE6-01 Smart Thermostat, detailing its features for home comfort and energy efficiency, installation steps, compliance information (FCC, ISED, RoHS), and a 3-year limited warranty.