

Fujifilm X-T30

Fujifilm X-T30 Mirrorless Digital Camera with XF18-55mm Kit User Manual

Model: X-T30 | Brand: Fujifilm

INTRODUCTION

The FUJIFILM X-T30 combines a sleek mirrorless camera with next-generation image-making technology to meet the ever-increasing needs of content creators, regardless of their skill level. Boasting a new 26.1MP APS-C X-Trans CMOS 4 sensor and X-Processor 4 Quad-Core CPU, the X-T30 provides beginners, advanced amateurs, and professionals with fast auto-focus, strong face detection, and power to create high-resolution stills with notable sharpness and clarity. Combined with its increased sensitivity range up to ISO 51200 and the ability to record 10-bit, 4:2:2 DCI 4K video through the camera's HDMI port, the X-T30 is truly the perfect camera for releasing your creativity.

PRODUCT OVERVIEW



Figure 1: Front-angled view of the Fujifilm X-T30 Mirrorless Digital Camera with the XF18-55mm lens attached.



Figure 2: Rear view of the Fujifilm X-T30, highlighting the tilting LCD screen and control buttons.



Figure 3: Top view of the Fujifilm X-T30, displaying the various control dials for settings like shutter speed and exposure compensation.

SETUP

1. Unboxing and Initial Inspection

Carefully remove all components from the packaging. Verify that the following items are present:

- Camera Body
- XF18-55mm Lens
- Battery
- Battery Charger
- Strap

2. Attaching the Lens

1. Remove the body cap from the camera and the rear lens cap from the lens.
2. Align the white dot on the lens with the white dot on the camera body.
3. Rotate the lens clockwise until it clicks into place.

3. Inserting the Battery and Memory Card

1. Open the battery/memory card compartment cover on the bottom of the camera.
2. Insert a charged battery with the correct orientation until it locks.
3. Insert a compatible SD, SDHC, or SDXC memory card into the slot until it clicks.
4. Close the compartment cover securely.

4. Initial Power On and Settings

Turn the camera on using the power switch. Follow the on-screen prompts to set the date, time, and language.

OPERATING THE CAMERA

1. Basic Photography Modes

The X-T30 offers various shooting modes for different scenarios:

- **Advanced SR Auto Mode:** Easily activated with a lever, this mode automatically selects optimal shooting settings from 58 presets for a given scene.
- **Manual Controls:** Utilize the dedicated dials for shutter speed and exposure compensation for precise control over your images.

2. Autofocus System

The camera features a 425-point hybrid autofocus system with advanced tracking and face detection capabilities.

- **Face Detection:** The X-Processor 4 Quad Core-CPU provides fast and accurate face detection for moving subjects.
- **Eye Detection AF:** Works in AF-C (Continuous Autofocus) mode for accurate focus tracking of moving portrait subjects.
- **Low-Light Performance:** Phase detection AF operates down to -3EV, allowing for performance in challenging low-light conditions.

3. Video Recording

The X-T30 is capable of high-quality video capture:

- **4K Video:** Record 4K DCI 2160p video at 30 frames per second.

- **Slow Motion:** Capture 1080p video at 120 frames per second for super slow-motion effects.
- **External Recording:** Output 10-bit, 4:2:2 color video through the camera's HDMI port for enhanced color fidelity.



Video 1: An overview of the Fujifilm X-T30's features, including its compact size, autofocus system, high-resolution viewfinder, control dials, and 4K video capabilities. This video is provided by DPReview, a trusted source for digital photography reviews.

4. Wireless Connectivity

The camera includes built-in Wi-Fi and Bluetooth V.4.2 for seamless digital communication.

- **FUJIFILM Camera Remote App:** Use the free app to wirelessly control the camera or transfer images to smart devices.

MAINTENANCE

- **Cleaning the Lens:** Use a soft, lint-free cloth and lens cleaning solution to gently wipe the lens surface. Avoid touching the glass directly with your fingers.
- **Cleaning the Camera Body:** Wipe the camera body with a dry, soft cloth. For stubborn dirt, use a slightly damp cloth and then dry thoroughly.
- **Battery Care:** Store batteries in a cool, dry place. Avoid fully discharging batteries for extended periods.
- **Sensor Cleaning:** If dust spots appear on your images, consult a professional camera service for sensor cleaning. Attempting to clean the sensor yourself without proper tools and knowledge can cause damage.
- **Storage:** When not in use, store the camera in a dry, dust-free environment, preferably in a camera bag or case.

TROUBLESHOOTING

Common Issues and Solutions:

- **Camera Not Turning On:** Ensure the battery is fully charged and correctly inserted. Check if the battery contacts are clean.
- **Images Are Blurry:** Verify that the lens is properly attached and clean. Check your focus mode (AF-S, AF-C, Manual) and ensure the camera is focusing correctly. Increase shutter speed in low light conditions or use image stabilization.
- **Memory Card Error:** Ensure the memory card is inserted correctly and is not full or corrupted. Try formatting the card (this will erase all data) or using a different card.
- **Video Recording Stops Unexpectedly:** Check if the memory card has sufficient free space and is fast enough for 4K video recording (V30 speed class recommended). Ensure the battery has enough charge.
- **Wireless Connection Issues:** Ensure Wi-Fi and Bluetooth are enabled on both the camera and your smart device. Restart both devices and try reconnecting through the FUJIFILM Camera Remote app.

For more detailed troubleshooting, refer to the full electronic manual available on the Fujifilm support website.

SPECIFICATIONS




Brand	Fujifilm
Model Name	X-T30 XF18-55MM Kit
Form Factor	Mirrorless
Photo Sensor Resolution	26.1 MP
Photo Sensor Size	APS-C

Image Stabilization	Digital
Video Resolution	4K DCI 2160p
ISO Range	80-51200
Autofocus Points	425
Screen Size	3 inches
Display Fixture Type	Tilting
Connectivity Technology	Bluetooth, HDMI, Wi-Fi
Item Weight	0.7 Pounds

WARRANTY AND SUPPORT

The Fujifilm X-T30 comes with a **1 Year manufacturer warranty**.
For further assistance, product registration, or to explore additional accessories, please visit the [Official Fujifilm Store](#) or contact Fujifilm customer support.

Related Documents - X-T30

	<p>Specifiche Tecniche Fujifilm X-T30 III</p> <p>Scheda tecnica dettagliata per la fotocamera Fujifilm X-T30 III, che include informazioni su sensore, processore, otturatore, registrazione video, connettività, autonomia della batteria e altre caratteristiche chiave.</p>
	<p>Fujifilm X-T30 New Features Guide</p> <p>Explore the latest features and updates for the Fujifilm X-T30 digital camera with this comprehensive new features guide. Learn about firmware enhancements, new functionalities, and how to optimize your photography experience.</p>
	<p>FUJIFILM XF 18-135mm F3.5-5.6 R LM OIS WR Lens Owner's Manual</p> <p>Discover the FUJIFILM XF 18-135mm F3.5-5.6 R LM OIS WR lens with its official owner's manual. This guide provides essential setup, operation, safety, and care instructions for photographers.</p>

