

JEKCA ST19PT39-M01

JEKCA Old English Sheepdog 01S-M01 Building Blocks Instruction Manual

Model: ST19PT39-M01 | Brand: JEKCA

[Introduction](#)

[Setup](#)

[Building Process
Specifications](#)

[Maintenance
Support](#)

[Troubleshooting](#)

1. INTRODUCTION

Thank you for choosing the JEKCA Old English Sheepdog 01S-M01 building block set. This manual provides essential information for assembling and maintaining your JEKCA brick sculpture. This set is designed for individuals aged 14 years and above and contains over 1830 pieces.

Safety Information

Warning: Small parts inside. Not suitable for children under 14 years due to choking hazards.

What's in the Box

- Instruction Manual
- Bricks (over 1830 pieces)
- Pins
- Pin Driver
- Quick Guide

2. SETUP AND ASSEMBLY OVERVIEW

The JEKCA building system utilizes a unique interlocking brick-through system to create sturdy sculptures that are not easy to break apart. The assembly process involves inserting pins into the bricks and turning them to lock the pieces securely.

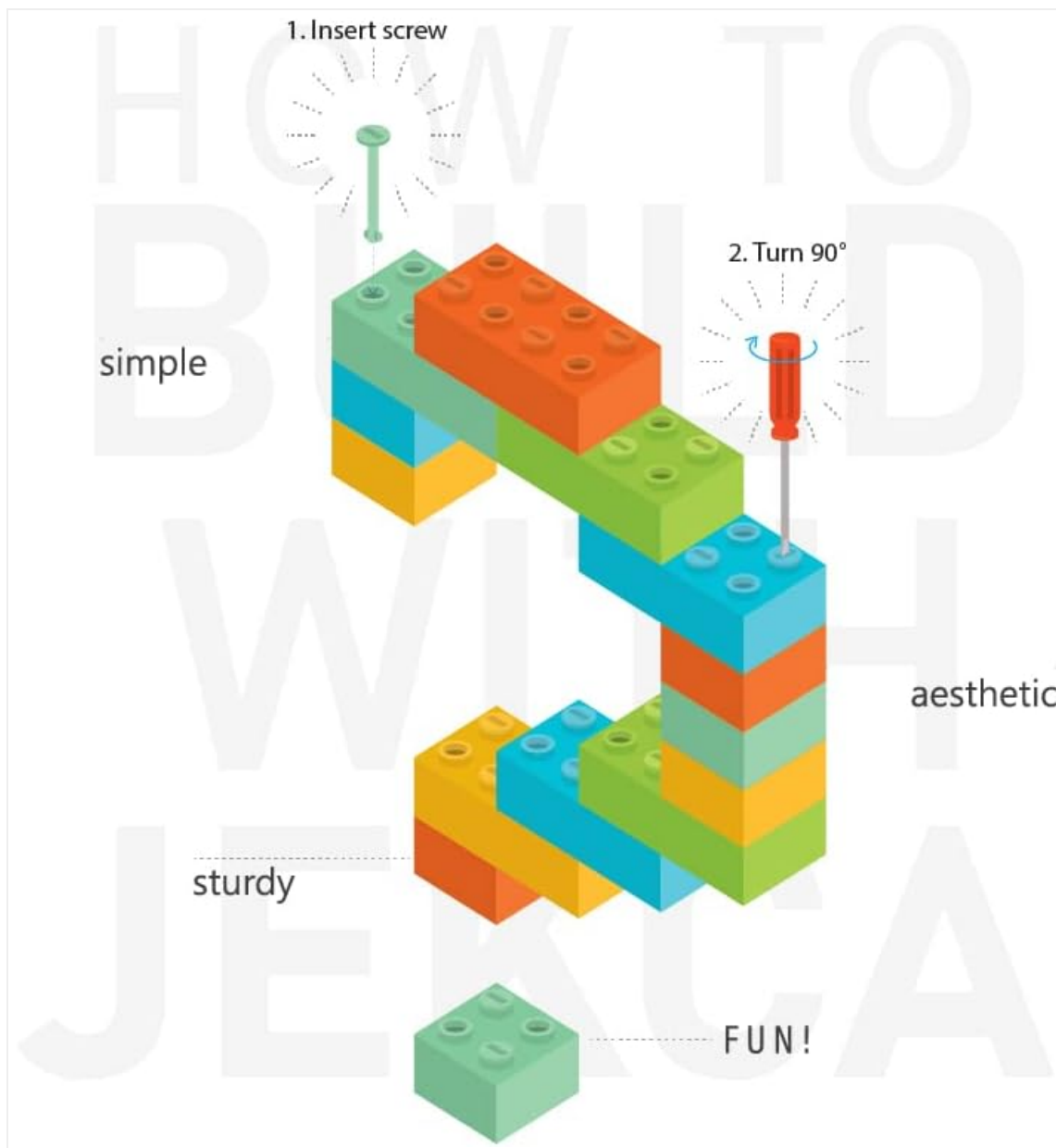


Figure 2.1: Illustration of the JEKCA interlocking brick-through system. Insert the pin, then turn 90 degrees to lock the bricks together.

Before starting, ensure you have a clean, well-lit workspace. Sort your bricks by color and type if desired, though the included instruction manual will guide you through the specific pieces needed for each step.

3. BUILDING PROCESS

Follow the detailed, step-by-step instructions provided in the included building manual. Each JEKCA set comes with a comprehensive guide to help you construct your sculpture accurately. The unique interlocking system ensures a stable and durable final product.

Key Steps:

1. **Identify Pieces:** Refer to the manual to identify the correct bricks and pins for each step.
2. **Insert Pins:** Place the bricks as indicated in the manual. Insert the provided pins through the designated holes.
3. **Lock Bricks:** Use the pin driver to turn the pins 90 degrees. This locks the bricks together, creating a strong bond.
4. **Repeat:** Continue following the manual's sequence, layer by layer, until the sculpture is complete.

The process is designed to be straightforward, allowing you to experience the joy and pride of a true

craftsman as your Old English Sheepdog sculpture takes shape.

Your browser does not support the video tag.

Video 3.1: An official JEKCA video demonstrating the building block system and various sculptures. This video illustrates the interlocking mechanism and the final appearance of different JEKCA models.




Figure 3.1: Front view of the assembled JEKCA Old English Sheepdog 01S-M01.




Figure 3.2: Side view of the assembled JEKCA Old English Sheepdog 01S-M01.




Figure 3.3: Back view of the assembled JEKCA Old English Sheepdog 01S-M01.

4. MAINTENANCE

To keep your JEKCA Old English Sheepdog sculpture in optimal condition, follow these simple maintenance guidelines:

- **Cleaning:** Dust regularly with a soft, dry cloth or a soft brush. For deeper cleaning, gently wipe with a damp cloth and mild soap, then dry immediately. Avoid harsh chemicals or abrasive materials.
- **Storage:** Store the sculpture in a stable environment, away from direct sunlight or extreme temperatures, which can cause material degradation or discoloration over time.
- **Handling:** While the interlocking system makes the sculpture sturdy, avoid dropping or applying excessive force to prevent damage to individual bricks or the overall structure.

5. TROUBLESHOOTING

If you encounter any difficulties during assembly or with your completed JEKCA sculpture, consider the following common issues and solutions:

- **Difficulty with Instructions:** If the building manual seems unclear, re-examine the diagrams carefully. JEKCA instructions are primarily visual. Ensure you are using the correct brick types and orientations for each step.

- **Bricks Not Locking Securely:** Ensure the pins are fully inserted into the bricks before turning them 90 degrees with the pin driver. A partial turn will not create a secure lock. Check for any debris in the pin holes.
- **Missing Pieces:** While rare, if you believe you are missing a piece, double-check your packaging and sorted bricks. If a piece is genuinely missing, contact JEKCA customer support with details of the missing part (as described in the manual).
- **Unstable Structure:** An unstable structure usually indicates that some pins are not properly locked or bricks are incorrectly placed. Review the most recent steps in your manual to ensure all connections are secure and correct.

6. SPECIFICATIONS

Product Name	JEKCA Old English Sheepdog
Model Number	ST19PT39-M01
ASIN	B07NP927PN
Brand	JEKCA
Product Dimensions	10.6 x 3.9 x 9.2 inches
Item Weight	2.86 pounds
Number of Pieces	Over 1830
Recommended Age	14 years and up
Manufacturer	JEKCA Limited

7. WARRANTY AND SUPPORT

JEKCA products are designed for durability and enjoyment. Specific warranty details are not provided in the product information. For any inquiries, missing parts, or support needs, please contact JEKCA Limited directly through their official website or the retailer where the product was purchased.

You can often find additional support and contact information by visiting the [JEKCA Store on Amazon](#).