

[Manuals.plus](#) /

> [Cync](#) /

> Cync C-Life Smart Plug (Model 93103491) Instruction Manual

## Cync 93103491

# Cync C-Life Smart Plug (Model 93103491) Instruction Manual

Welcome to your new Cync C-Life Smart Plug. This manual provides essential information for setup, operation, and maintenance.

## PRODUCT OVERVIEW

---

The Cync C-Life Smart Plug transforms any standard electrical outlet into a smart outlet, allowing remote control of connected devices. It features a compact design to avoid blocking adjacent outlets.



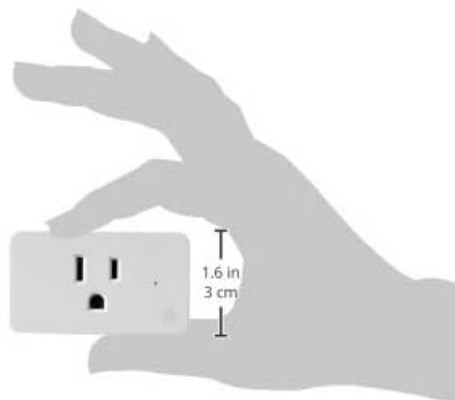
No Hub Required

On/Off Button



GE is trademark of General Electric Company. Used under trademark license.

This image illustrates the compact design and key features of the Cync C-Life Smart Plug, including its dimensions and the location of the On/Off button.



A view of the Cync C-Life Smart Plug held in a hand, highlighting its small size and specific dimensions for easy integration into any outlet.

## WHAT'S IN THE BOX

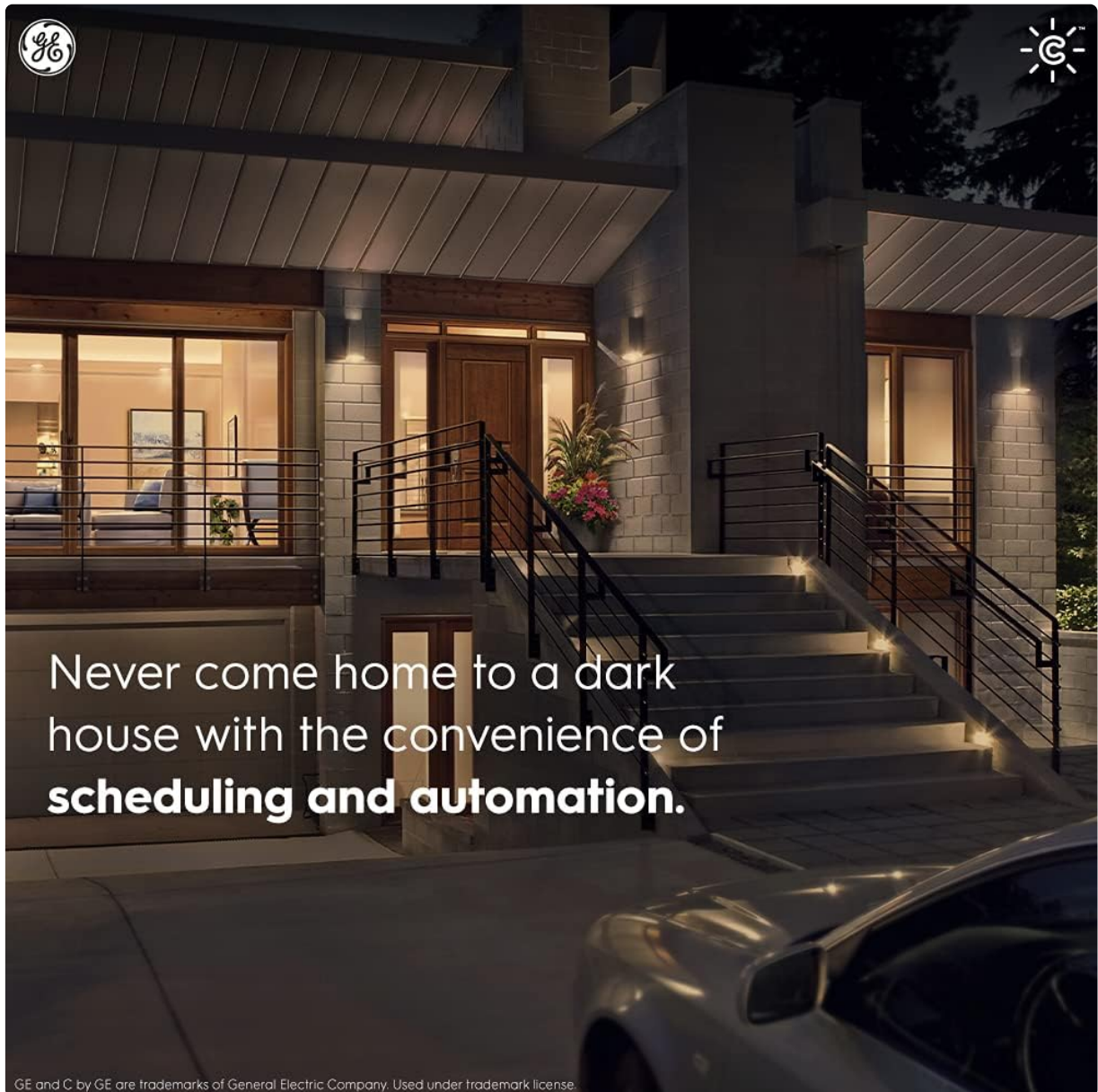
- Cync Indoor Smart Plug (1-Pack)

## SETUP INSTRUCTIONS

---

## Step 1: Download the Cync App

The Cync Smart Plug requires the Cync App for initial setup and smart control.



Scan the QR code provided in this image to download the free Cync App for Android and iOS devices. The app is essential for controlling your smart plug. [Download the Cync App here.](#)

## Step 2: Plug In Your Smart Plug

Insert the Cync Smart Plug into a standard 3-prong wall outlet. Its compact design ensures the second outlet remains accessible.

## Step 3: Pair with the Cync App

Follow the in-app instructions to pair your smart plug. The plug connects directly to your Wi-Fi network; no additional hub is required.

This official video from Savant Technologies LLC provides a visual guide to setting up and using your Cync Smart Plug, showcasing its key functionalities.

This official video from Savant Technologies LLC shows the Cync Smart Plug in action, controlling a Christmas tree, demonstrating its ease of use for scheduling and automation.

## Step 4: Connect to Voice Assistants (Optional)

The Cync Smart Plug is compatible with Amazon Alexa and Google Assistant. Once paired with the Cync App, you can link it to your preferred voice assistant for hands-free control.



GE is a trademark of General Electric Company. Used under trademark license.

This image demonstrates how to integrate your Cync Smart Plug with Amazon Alexa for voice control, allowing for simple setup and management of your smart devices.

## OPERATING YOUR SMART PLUG

---

### Manual Control

The smart plug features a physical On/Off button on its side for direct manual control of the connected device.

### App Control

Use the Cync App to turn devices on or off remotely, set schedules, and create scenes.



Using the Smart Plug's  
built-in Wi-Fi smart bridge,  
**control your lights from anywhere.**

GE is a trademark of General Electric Company. Used under trademark license.

This image illustrates the remote control capabilities of the Cync App, allowing users to manage their smart devices from any location using their smartphone.

### **Voice Control**

After linking to Amazon Alexa or Google Assistant, use voice commands to control your devices. For example, "Alexa, turn on the lamp" or "Hey Google, turn off the fan."

### **Scheduling and Automation**

Set custom schedules for devices to turn on or off automatically. This feature is useful for security, energy saving, and convenience.



Schedule your  
tree to turn on  
by itself.



GE is a trademark of General Electric Company. Used under trademark license

This image highlights the scheduling feature, showing how the Cync Smart Plug can automate holiday lights or other devices to turn on and off at set times.



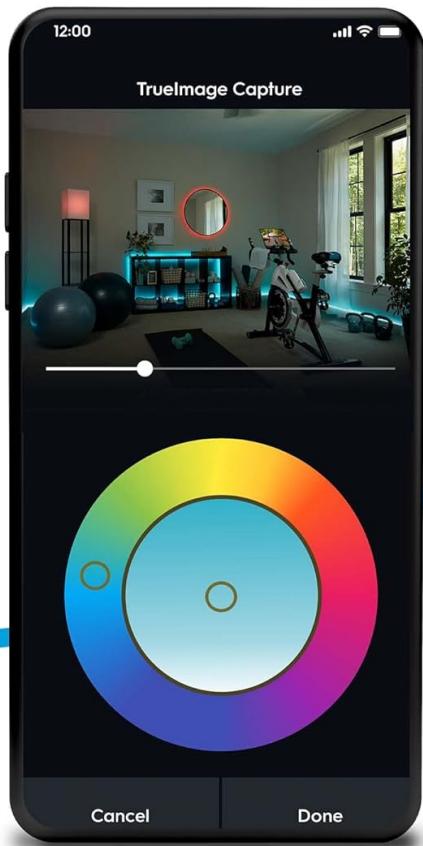
# One award-winning app controls your entire smart home.



The CES Innovation Awards are based upon descriptive materials submitted to the judges. CTA did not verify the accuracy of any submission or of any claims made and did not test the item to which the award was given.

GE is trademark of General Electric Company. Used under trademark license.

This image demonstrates the benefit of scheduling and automation, ensuring your home is lit upon arrival, enhancing security and convenience.



**Scan the QR Code  
to download the  
FREE Cync App for  
Android and iOS.**



GE is trademark of General Electric Company. Used under trademark license.

A visual representation of the Cync App's comprehensive control over multiple smart home devices, emphasizing its award-winning design and unified management capabilities.

## MAINTENANCE

---

- Keep the smart plug clean and dry.
- Do not disassemble or attempt to repair the device.
- Ensure proper ventilation around the plug.

## TROUBLESHOOTING

---

### Device Not Responding

- Check if the smart plug is securely plugged into the wall outlet.
- Verify that the connected device is properly plugged into the smart plug.
- Ensure your Wi-Fi network is active and the smart plug is within range.
- Restart the smart plug by unplugging it for 10 seconds and plugging it back in.
- Check the Cync App for any error messages or connectivity issues.

### Voice Control Issues

- Confirm the smart plug is correctly linked to your Amazon Alexa or Google Assistant account.
- Ensure your voice assistant device is online and functioning correctly.
- Use clear and precise commands.

## PRODUCT SPECIFICATIONS

---

Feature	Detail
Manufacturer	GE Lighting
Part Number	93103491
Item Weight	2.56 ounces
Product Dimensions	4 x 3.5 x 6 inches
Item model number	93103491
Color	White
Material	ABS
Power Source	AC
Voltage	120 Volts
Item Package Quantity	1
Mounting Type	Plug In Mount
Plug Format	Type B
Special Features	Corded
Usage	Home Automation
Included Components	Cync Indoor Smart Plug (1-Pack)
Batteries Included?	No
Batteries Required?	No
Date First Available	February 12, 2019

## WARRANTY INFORMATION

---

This product comes with a 2-year parts & labor warranty. For detailed terms and conditions, please refer to the official Cync website or contact customer support.

## CUSTOMER SUPPORT

---

For further assistance, visit the official Cync support website or contact their customer service team.

[Visit the Cync Store on Amazon](#)

