

## Manuals+

[Q & A](#) | [Deep Search](#) | [Upload](#)

manuals.plus /

- › [MasterPro](#) /
- › [MASTERPRO Professional Measuring Cups with Leveller User Manual](#)

### MasterPro MPMCUPS

# MASTERPRO Professional Measuring Cups with Leveller

Model: MPMCUPS

## PRODUCT OVERVIEW

---

The MASTERPRO Professional Measuring Cups with Leveller are designed for accurate measurement of ingredients in baking and cooking. This set includes multiple stainless steel measuring cups and a silicone levelling tool.



Image: The complete set of MASTERPRO Professional Measuring Cups, showing the four stainless steel cups (1 cup/250ml, 1/2 cup/125ml, 1/3 cup/80ml, 1/4 cup/60ml) and the black silicone levelling tool with measurement markings.

## SETUP AND FIRST USE

---

Before first use, it is recommended to wash all components of the measuring cup set.

1. Unpack all items from the packaging.
2. Wash the stainless steel measuring cups and the silicone levelling tool with warm, soapy water.
3. Rinse thoroughly with clean water.
4. Dry all components completely before storage or use.

## OPERATING INSTRUCTIONS

---

These measuring cups are designed for precise measurement of dry and liquid ingredients. The silicone levelling tool assists in accurate measurement and ingredient removal.

## Using the Measuring Cups:

- Select the appropriate measuring cup based on the required volume. The cups are etched with Australian metric standard measurements (e.g., 1 CUP / 250ML, 1/2 CUP / 125ML, 1/3 CUP / 80ML, 1/4 CUP / 60ML).
- For dry ingredients (e.g., flour, sugar): Fill the cup to overflowing. Use the silicone levelling tool to scrape off any excess, ensuring a level measurement.
- For liquid ingredients: Fill the cup to the desired measurement line, ensuring the cup is on a flat surface and read at eye level.

## Using the Levelling Tool:

- The silicone levelling tool can be used to level dry ingredients across the top of the measuring cup for precise measurements.
- It can also be used to scrape out residual ingredients from the cups, minimizing waste.
- The tool features etched markings (e.g., 1cm, 2cm, 3cm, 4cm, 5cm, 6cm, 7cm, 8cm) which can be used to measure the height of baked goods or other items.

## MAINTENANCE AND CARE

Proper care will ensure the longevity and performance of your MASTERPRO Measuring Cups.

- **Hand Wash Only:** All components of this set (stainless steel cups and silicone levelling tool) must be washed by hand. Do not place in a dishwasher.
- Use warm, soapy water and a soft sponge or cloth for cleaning.
- Rinse thoroughly to remove all soap residue.
- Dry immediately after washing to prevent water spots and maintain the stainless steel finish.
- Store in a dry place.

## TROUBLESHOOTING

While the MASTERPRO Measuring Cups are simple to use, here are some common considerations:

Issue	Possible Cause / Solution
Measurements appear inaccurate.	Ensure dry ingredients are levelled correctly using the silicone tool. For liquids, ensure the cup is on a flat surface and read at eye level.
Water spots on stainless steel.	Ensure cups are dried immediately and thoroughly after washing. Use a soft cloth.

## SPECIFICATIONS

Attribute	Detail
Brand	MasterPro
Model Number	MPMCUPS
Colour	Stainless Steel/black




Attribute	Detail
Product Dimensions	19 x 8 x 5 cm
Item Weight	410 g
Material	Stainless Steel, Silicone
Capacity	1 Millilitres (referring to the smallest unit, but the set includes 250ml, 125ml, 80ml, 60ml cups)




## PRODUCT LONGEVITY AND SUPPORT

To ensure the longest possible lifespan for your MASTERPRO Measuring Cups, adhere strictly to the "Hand Wash Only" care instructions. Avoid abrasive cleaners or scouring pads that could damage the stainless steel finish.

For any product-related inquiries or support, please refer to the retailer where the product was purchased or visit the official MasterPro website for contact information.

## Related Documents - MPMCUPS

	<p><a href="#">MasterPro 12-in-1 Multi Cooker: Features, Safety, and Recipes</a></p> <p>A comprehensive guide to the MasterPro 12-in-1 Multi Cooker, detailing its features, essential safety instructions, operating procedures, program settings, troubleshooting tips, and a variety of recipes.</p>
	<p><a href="#">MasterPRO Air Fryer Instruction Manual - BGMP-9456-PL</a></p> <p>Comprehensive instruction manual for the MasterPRO Air Fryer, model BGMP-9456-PL, by Bergner Europe S.L. Learn about features, operation, safety, cleaning, and troubleshooting for your kitchen appliance.</p>
	<p><a href="#">MasterPRO ROCKET DUO 900: Ръководство за употреба на фритюрник с горещ въздух</a></p> <p>Научете как да използвате вашия фритюрник с горещ въздух MasterPRO ROCKET DUO 900 (BGMP-9178-BK). Това ръководство предоставя основни инструкции за безопасност, употреба, почистване и съвети за готвене за здравословно приготвяне на храна.</p>

 <p>INSTRUCCION MANUAL - MANUEL DE INSTRUCTIONS LIBRO PARA LA COCINA - MANUALE DI ISTRUZIONI MANUEL E INSTRUCTIONS - MANUAL DE INSTRUÇÕES</p>	<p><a href="#">MasterPRO Air Fryer Instruction Manual</a></p> <p>Comprehensive instruction manual for the MasterPRO Air Fryer, detailing usage, safety, settings, maintenance, and warranty information. Available in multiple languages.</p>
	<p><a href="#">Manuale di Istruzioni Friggitrice ad Aria MasterPRO BGMP-9175</a></p> <p>This document provides comprehensive instructions for the MasterPRO BGMP-9175 Air Fryer, covering safety precautions, product composition, operation, cleaning, maintenance, and troubleshooting. It includes cooking guidelines and settings for various foods.</p>
	<p><a href="#">MasterPRO Smokeless Grill BGMP-9111 User Manual and Operating Guide</a></p> <p>Comprehensive user manual for the MasterPRO Smokeless Grill BGMP-9111, covering operation, safety precautions, cleaning, storage, technical specifications, and troubleshooting.</p>