

## TW Steel TW996

# TW Steel Chronograph Quartz Watch User Manual

Model: TW996

Brand: TW Steel

## INTRODUCTION

Welcome to the user manual for your TW Steel TW996 Chronograph Quartz Watch. This timepiece is a limited edition model, designed with the Coronel brothers, featuring a powerful chronograph movement and a durable leather strap. This manual will guide you through the proper setup, operation, maintenance, and troubleshooting of your watch to ensure its longevity and accurate performance.

Your watch package includes the TW Steel TW996 watch, a Guarantee card, and a Cleaning cloth.

## PRODUCT OVERVIEW



This image shows the front view of the TW Steel TW996 watch, highlighting its black dial with orange accents, three sub-dials, and the tachymeter bezel. The robust 46mm case and leather strap are also visible.



This image provides a side view of the TW Steel TW996 watch, focusing on the screwed crown and the two chronograph pushers



located on the right side of the watch case. The texture of the leather strap is also visible.



This image displays the back of the TW Steel TW996 watch, revealing the engraved case back with details such as "TW STEEL", "LIMITED EDITION", "WATER RESISTANT 10 ATM", and "ALL STAINLESS STEEL". The leather strap with its orange stitching is also prominent.



This image shows the TW Steel TW996 watch being worn on a wrist, providing a perspective on its size and how it appears when worn. The black and orange color scheme stands out against the skin.

## SETUP

---

### Unboxing and Initial Inspection

1. Carefully remove the watch and its accessories from the luxurious gift box.
2. Verify that all components are present: the TW Steel TW996 watch, the Guarantee card, and the Cleaning cloth.
3. Inspect the watch for any visible damage or defects.

### Setting the Time and Date

1. **Unscrew the Crown:** The TW996 features a screwed crown for enhanced water resistance. Gently unscrew the crown counter-clockwise until it pops out to position 1.
2. **Set the Date (if applicable):** Pull the crown out to position 2 (first click). Turn the crown clockwise or counter-clockwise

to adjust the date.

3. **Set the Time:** Pull the crown out further to position 3 (second click). Turn the crown to move the hour and minute hands. Ensure you set the correct AM/PM time.
4. **Push and Screw Down the Crown:** Once the time and date are set, push the crown back into position 1, then carefully screw it back down clockwise until it is securely tightened against the case. This is crucial for maintaining water resistance.

## OPERATING THE CHRONOGRAPH FUNCTION

---

Your TW Steel TW996 watch is equipped with a powerful chronograph movement, allowing you to measure elapsed time with precision.

### Chronograph Pushers

- **Pusher A (Top Pusher):** Starts and stops the chronograph.
- **Pusher B (Bottom Pusher):** Resets the chronograph to zero.

### Using the Chronograph

1. **Start:** Press Pusher A to start the chronograph. The large second hand (chronograph second hand) will begin to move, along with the minute and hour sub-dials.
2. **Stop:** Press Pusher A again to stop the chronograph. The elapsed time will be indicated by the chronograph second, minute, and hour hands on their respective sub-dials.
3. **Reset:** After stopping the chronograph, press Pusher B to reset all chronograph hands to their zero positions.
4. **Split Time (if applicable):** Some chronographs allow for split-time measurement. Refer to the specific movement's detailed instructions if this feature is desired.

## MAINTENANCE AND CARE

---

Proper care will ensure your TW Steel watch remains in excellent condition for years to come.

- **Cleaning:** Use the provided cleaning cloth to gently wipe the watch case, crystal, and strap regularly to remove dust, dirt, and fingerprints. For more stubborn marks, a slightly damp, soft cloth can be used, followed by immediate drying.
- **Water Resistance (10 ATM):** Your watch is water resistant up to 10 ATM (100 meters / 330 feet). This means it is suitable for swimming, snorkeling, and showering. However, it is not suitable for high-impact water sports or diving. Always ensure the crown is securely screwed down before any contact with water. Do not operate the crown or pushers when the watch is wet or submerged.
- **Temperature Extremes:** Avoid exposing your watch to extreme temperatures (hot or cold) or sudden temperature changes, as this can affect the movement and seals.
- **Chemicals:** Keep the watch away from chemicals such as solvents, detergents, perfumes, and cosmetics, as they can damage the case, strap, or seals.
- **Magnetic Fields:** Strong magnetic fields can affect the accuracy of quartz watches. Avoid placing your watch near strong magnets, such as those found in speakers, refrigerators, or certain electronic devices.
- **Strap Care:** The leather strap should be kept dry and clean. Avoid prolonged exposure to direct sunlight or moisture, which can cause the leather to crack or discolor.

## TROUBLESHOOTING

---

If you encounter any issues with your TW Steel watch, please refer to the following common troubleshooting steps:

- **Watch Not Running:**
  - Check if the crown is fully pushed in and screwed down.
  - The battery may need replacement. Contact an authorized service center.
- **Time Inaccurate:**
  - Ensure the time was set correctly (AM/PM).
  - Strong magnetic fields can affect accuracy. Move the watch away from magnetic sources.
  - Battery may be low.
- **Chronograph Hands Not Resetting to Zero:**
  - Press Pusher B firmly. If they still do not reset, there might be a need for calibration or service.
- **Condensation Under Crystal:**
  - This indicates a breach in water resistance. Immediately take the watch to an authorized service center to prevent further damage.

For issues not covered here, or if problems persist, please contact TW Steel customer support or an authorized service center.

## SPECIFICATIONS

Feature	Detail
Model Number	TW996
Movement	Chronograph Quartz
Case Material	High grade 316L steel
Case Diameter	46mm
Crystal	Reinforced mineral crystal
Crown	Screwed crown
Water Resistance	10 ATM (100 meters / 330 feet)
Strap Material	Leather
Battery	1 Product Specific battery (included)
Package Dimensions	14 x 10.8 x 8.9 cm
Item Weight	169 g
Limited Edition	Yes (347 pieces)

## WARRANTY AND SUPPORT

Your TW Steel TW996 watch comes with a Guarantee card. Please refer to this card for detailed information regarding the









warranty period and terms and conditions.

For any service, repair, or support inquiries, please contact TW Steel customer service or visit their official website for a list of authorized service centers. Always ensure that any repairs or battery replacements are performed by authorized personnel to maintain the watch's integrity and warranty.

For more information, you may visit the [TW Steel Store on Amazon](#).

Related Documents - TW996

	<p><a href="#">TW Steel 8040.B Ronda Movement Watch User Manual and Maintenance Guide</a></p> <p>Comprehensive user manual for the TW Steel 8040.B watch, featuring the Ronda 8040.B movement. This guide provides detailed instructions on watch maintenance, setting the time and date, and operating the chronograph functions, including basic, accumulated, and interval timing, as well as adjusting the chronograph hands to their zero positions.</p>
	<p><a href="#">TW Steel 6S10 Watch: User Manual and Instructions</a></p> <p>Detailed instructions and maintenance guide for the TW Steel 6S10 watch featuring a Miyota movement. Learn how to set time, date, use the chronograph, and reset functions.</p>
	<p><a href="#">TW Steel 5030.D Watch User Manual - Operation and Maintenance</a></p> <p>Comprehensive user manual for the TW Steel 5030.D watch, detailing operation, maintenance, chronograph functions, and care instructions for the Ronda movement.</p>
	<p><a href="#">TW Steel VK63 Chronograph Watch User Manual</a></p> <p>User manual for the TW Steel VK63 chronograph watch, detailing maintenance, setting the time and date, and operating the chronograph functions. Features a Seiko VK63 movement.</p>
	<p><a href="#">TW Steel 6S21 Miyota Movement Watch User Manual and Maintenance Guide</a></p> <p>User manual for TW Steel watches with the 6S21 Miyota movement, covering maintenance, time and date setting, and chronograph operation. Includes instructions and care tips.</p>
	<p><a href="#">TW Steel Z60 Watch User Manual and Operating Instructions</a></p> <p>Comprehensive guide to operating and maintaining your TW Steel Z60 watch, including setting time, date, day of the week, and using chronograph functions. Learn how to adjust chronograph hands and care for your timepiece.</p>