

## HABA 304762

# HABA My First Games – Hop, Off to Bed! Instruction Manual

Brand: HABA | Model: 304762

## 1. PRODUCT OVERVIEW

The HABA My First Games – Hop, Off to Bed! is a delightful wooden children's board game designed for young players aged 2 years and up. This game addresses the important theme of bedtime in a playful and educational manner. It includes two sorting games and one memory game, encouraging memory skills, classification, and social interaction.

The objective is to help the animal friends – a rabbit, a bear, and a cat – get ready for bed. Their beds, pillows, and duvets are all mixed up, and each animal needs its favorite cuddly toy. Players use their memory and a bit of luck to match the items and put the animals to sleep.



Image 1.1: The game box for HABA My First Games – Hop, Off to Bed!

## 2. COMPONENTS

The HABA My First Games – Hop, Off to Bed! game includes the following components:

- 3 Animal Figures (Rabbit, Bear, Cat)
- 3 Cuddly Toys (matching the animals)
- 3 Small Beds
- 3 Pillows
- 3 Duvets
- 20 Tiles (for the memory game)
- 1 Game Board
- 1 Rulebook



Image 2.1: All game components laid out for play.

### 3. SETUP

Before starting any game, prepare the components as follows:

1. **Unpack Components:** Carefully remove all animal figures, beds, pillows, duvets, and tiles from the packaging.
2. **Familiarize with Pieces:** Allow children to handle and explore the different pieces, identifying the animals and their corresponding bedding items and cuddly toys.
3. **Game Board Placement:** Place the game board in the center of the playing area, accessible to all players.

### 4. OPERATING (HOW TO PLAY)

The game offers multiple ways to play, including two sorting games and one memory game. Choose the game mode that best suits the children's age and skill level.

#### Game Mode 1: Sorting Game - Who Belongs to Which Bed?

This game focuses on basic classification and matching.

1. **Preparation:** Place the three animal figures (rabbit, bear, cat) in front of the players. Scatter the three beds, three pillows, and three duvets randomly on the table.
2. **Objective:** Players work together to match each animal with its correct bed, pillow, and duvet. Each animal has a distinct color or pattern associated with its bedding.
3. **Gameplay:** Players take turns picking up a bedding item and placing it with the animal they believe it belongs to. Encourage discussion about why certain items match.
4. **End of Game:** The game ends when all animals are correctly tucked into their beds with their matching pillows and duvets.

#### Game Mode 2: Sorting Game - Who Needs Which Cuddly Toy?

This game introduces another layer of classification and association.

1. **Preparation:** Set up the animals in their beds as in Game Mode 1. Place the three cuddly toys randomly on the table.
2. **Objective:** Players work together to give each animal its specific cuddly toy.
3. **Gameplay:** Players take turns selecting a cuddly toy and placing it with the corresponding animal. Discuss the unique features of each cuddly toy and animal.
4. **End of Game:** The game concludes when all animals have received their correct cuddly toys.

### Game Mode 3: Memory Game - Finding the Right Cuddly Toy

This game enhances memory and concentration skills.

1. **Preparation:** Place the three animal figures in their beds. Shuffle the 20 tiles and place them face down in a grid pattern on the game board or playing surface. Ensure the three cuddly toy tiles are among them.
2. **Objective:** Players take turns flipping two tiles to find matching pairs. The ultimate goal is to find the three cuddly toy tiles and give them to the correct animals.
3. **Gameplay:**
  - On a player's turn, they flip over two tiles.
  - If the tiles match (e.g., two identical pictures), the player keeps the pair and takes another turn.
  - If the tiles do not match, they are flipped back face down, and the next player takes a turn.
  - When a player finds a cuddly toy tile, they must remember which animal it belongs to. Once all three cuddly toy tiles are found, they are given to their respective animals.
4. **End of Game:** The game ends when all matching pairs have been found and the animals have received their cuddly toys. The player with the most matching pairs wins, or players can play cooperatively to achieve the goal together.

## 5. MAINTENANCE

---

Proper care ensures the longevity of your HABA My First Games – Hop, Off to Bed! game.

- **Cleaning:** Wipe all wooden and cardboard components with a dry or slightly damp cloth. Do not use harsh chemicals or abrasive cleaners. Ensure all parts are completely dry before storage.
- **Storage:** Store all game components in their original box in a cool, dry place away from direct sunlight and extreme temperatures. This prevents warping or fading of the materials.
- **Inspection:** Periodically inspect all pieces for any signs of wear or damage. Discontinue use if any small parts become loose or broken to prevent choking hazards for young children.

## 6. TROUBLESHOOTING

---

If you encounter any issues while playing the game, consider the following:

- **Lost Pieces:** While individual replacement pieces are generally not available, HABA products are designed for durability. If a critical piece is lost, consider creative alternatives or contact HABA customer support for advice.
- **Difficulty Understanding Rules:** Re-read the rulebook carefully. Sometimes, playing through a round slowly can help clarify any ambiguities. For very young children, simplify the rules or focus on free play with the components.
- **Child Losing Interest:** If a child seems to lose interest, try switching to a different game mode or

incorporating imaginative play with the animal figures and bedding. Keep play sessions short and positive.

## 7. SPECIFICATIONS

Feature	Detail
Product Dimensions (L x W x H)	24 x 17.1 x 7 cm
Product Weight	410 grams
Recommended Age	24 months and up
Manufacturer Reference	304762
Number of Players	1-3
Main Material	Wood
Color	Multicolor
Assembly Required	No
Batteries Required/Included	No

## 8. SAFETY INFORMATION

This product is designed with safety in mind for young children. However, please observe the following:







- **Choking Hazard:** While the pieces are generally large, always supervise young children during play, especially those under 3 years, to prevent accidental ingestion of smaller components or parts that may become detached.
- **Material Safety:** The game is made from wood and robust cardboard. All materials are tested to meet safety standards for children's toys.
- **Adult Supervision:** Always ensure an adult is present during playtime to guide children and ensure safe handling of the game components.


## 9. WARRANTY AND SUPPORT

HABA products are known for their quality and durability. For specific warranty information or customer support, please refer to the official HABA website or contact their customer service directly. Keep your proof of purchase for any warranty claims.

For further assistance, you may visit the official HABA website: [www.haba.de](http://www.haba.de)



	<p><a href="#">Hello Hello Kalmario! Little Octopus - Big Adventure Game Rulebook   HABA</a></p> <p>Official rulebook for HABA's Hello Hello Kalmario! game. Learn how to play this fun arranging and memory game for children aged 4+, featuring a little octopus growing its tentacles.</p>
	<p><a href="#">My Very First Games - Building Site by HABA: Game Instructions and Play Guide</a></p> <p>Official rulebook for HABA's 'My Very First Games - Building Site'. Learn how to play this collaborative matching and memory game for young children, including components, setup, gameplay, and a story about building a house.</p>
	<p><a href="#">Rhino Hero Junior: A Cooperative Matching and Stacking Game for Young Children</a></p> <p>This document provides the rulebook for Rhino Hero Junior, a cooperative matching and stacking game by HABA for 1-4 players aged 2 and up. It includes instructions for free play and three different games: 'One, Two, Three... Here Come the Heroes!', 'Stack 'em High (but Don't Overdo It!)', and 'Heroes in Training'. The game aims to develop observation, grouping, fine motor skills, eye-hand coordination, understanding of gravity, and basic counting.</p>
	<p><a href="#">HABA My Very First Games: First Orchard Cooperative Board Game for Toddlers</a></p> <p>A guide to HABA's First Orchard, a cooperative board game designed for 1-4 players aged 2 and up. Learn how to set up and play this simplified version of the classic Orchard game, which helps develop motor skills and encourages language and creativity in young children. The game involves collecting fruit before a raven reaches the orchard.</p>
	<p><a href="#">Rhino Hero Junior: A Cooperative Stacking and Matching Game for Young Children</a></p> <p>This rulebook introduces HABA's Rhino Hero Junior, a cooperative stacking and matching board game for 1-4 children aged 2+. It details game mechanics, benefits like skill development (observation, motor skills, counting, teamwork), and multiple play modes.</p>
	<p><a href="#">HABA Forest Festival: Find the Superstars! Rulebook</a></p> <p>Discover the rules for HABA's Forest Festival: Find the Superstars! This engaging memory game challenges 2-4 players aged 4+ to remember forest animals performing. Learn setup, gameplay, and how to win this fun, theatrical experience.</p>



## [\[pdf\]](#) Catalog

Play Your World Publitas □ Wiggle Waggle Geese Movement comes into play! The goose children meet to get some exercise join them But be careful the mischievous 00d2e187 8bd0 4d34 88b1 71bb6e4ab25f response content disposition attachment filename\* UTF 8 HABA USA Wholesale view publitas 92441 1807282 s 2024 Catalog |||

2025 Play Your World v2 031725 HABA USA distributes only the finest European specialty brands. I ... etting their animal into bed first. Three matching games with a bedtime theme. English packaging. I **304762** Mes premiers jeux Hop, au dodo Il est plus que temps d aller au dodo Mais le lapin, I ou...

lang:en **score:11** filesize: 58.68 M page\_count: 156 document date: 2025-03-17