

Hugo Boss 102386

Hugo Boss Sunglasses Model 102386 User Manual

Model: 102386

1. INTRODUCTION

This manual provides essential information for the proper use, care, and maintenance of your Hugo Boss Sunglasses Model 102386. Please read these instructions carefully to ensure optimal performance and longevity of your eyewear.



Image 1.1: Front view of Hugo Boss Sunglasses Model 102386. These sunglasses feature a matte black frame with clear lenses, showcasing a classic rectangular design.

2. SETUP AND INITIAL USE

Upon receiving your Hugo Boss Sunglasses, follow these steps for initial setup:

- Unboxing:** Carefully remove the sunglasses and their accessories from the packaging. Ensure all components, including the protective case and cleaning cloth, are present.
- Initial Inspection:** Examine the sunglasses for any visible damage or manufacturing defects. If any issues are found, refer to the warranty information.
- First Fit:** Gently place the sunglasses on your face. The temples should rest comfortably behind your ears, and the nose pads should sit evenly on your nose bridge without pinching or slipping.



Image 2.1: The Hugo Boss protective case and cleaning cloth included with the sunglasses. The case is designed to protect the eyewear from scratches and impacts, while the cloth is for gentle cleaning.

3. WEARING AND HANDLING

To ensure comfort and prevent damage, observe the following guidelines:

- **Proper Placement:** Always use both hands to put on and take off your sunglasses to avoid bending the frame or loosening the hinges.
- **Avoid Headband Use:** Do not wear the sunglasses on top of your head, as this can stretch the frame and cause misalignment.
- **Handling:** Hold the sunglasses by the frame, not the lenses, to prevent smudges and potential damage.



Image 3.1: Side view of Hugo Boss Sunglasses Model 102386, showing the temple design and hinge mechanism. The temples are designed for a secure and comfortable fit.

4. CARE AND MAINTENANCE

Regular care will preserve the quality and appearance of your sunglasses:

4.1 Cleaning Lenses and Frame

- **Use the Provided Cloth:** Always use the microfiber cleaning cloth supplied with your sunglasses to clean the lenses.
- **Gentle Cleaning:** For stubborn smudges, lightly dampen the cloth with clean water or a specialized lens cleaning spray. Avoid harsh chemicals, alcohol, or abrasive materials.
- **Frame Cleaning:** Wipe the frame gently with the same damp cloth, then dry with a clean, soft cloth.

4.2 Storage

- **Protective Case:** When not in use, always store your sunglasses in the provided protective case to prevent scratches and damage.
- **Avoid Extreme Temperatures:** Do not leave sunglasses in direct sunlight for extended periods (e.g., on a car dashboard), as extreme heat can warp the frame or damage lens coatings.

5. TROUBLESHOOTING

Refer to the table below for common issues and their solutions:

Problem	Possible Cause	Solution
Lenses are smudged or dirty.	Fingerprints, dust, or debris.	Clean with the provided microfiber cloth. For stubborn marks, use a damp cloth with water or lens cleaner.
Sunglasses feel loose or misaligned.	Normal wear and tear, or improper handling.	Visit a professional optician for adjustment. Avoid attempting to bend the frame yourself.
Scratches on lenses.	Improper cleaning, dropping, or storing without a case.	Lens scratches are generally permanent. Prevention is key; always use the case and proper cleaning methods.

6. PRODUCT SPECIFICATIONS

Key specifications for Hugo Boss Sunglasses Model 102386:

- **Model Number:** 102386
- **Product Dimensions:** 6 x 2 x 2 inches (approximate)
- **Item Weight:** 1.06 ounces
- **Frame Material:** Constructed from state-of-the-art materials, including premium cellulose acetate, ultra-lightweight titanium, and color-rich stainless steel.
- **Color:** Matte Black



Image 6.1: Close-up front view of the sunglasses, highlighting the "STAINLESS STEEL" marking on the lens, indicating the frame material.





7. WARRANTY AND SUPPORT

Your Hugo Boss Sunglasses Model 102386 come with a standard manufacturer's warranty. Details regarding the warranty period and coverage are typically included in the retail package or can be found on the official Hugo Boss website.

For product support, warranty claims, or further assistance, please refer to the contact information provided in your product's retail packaging or visit the official Hugo Boss customer support portal.

Note: Always retain your proof of purchase for warranty purposes.

Related Documents - 102386

	<p>Hugo Boss Watch Care and Operating Instructions Guide</p> <p>This guide provides comprehensive care, maintenance, and operating instructions for Hugo Boss watches, covering BOSS BLACK and BOSS Orange collections, including analog, digital, chronograph, and automatic models.</p>
	<p>Hugo Boss Watches Operating Instructions, Care, Warranty, and Service Information</p> <p>Comprehensive guide to Hugo Boss watches, covering operating instructions for various models, care and maintenance tips, warranty details, and service information.</p>
	<p>HUGO BOSS Men's Size Chart</p> <p>A comprehensive size chart for HUGO BOSS men's apparel, including shirts, t-shirts, polos, sweaters, cardigans, sweatshirts, jackets, suits, trousers, jeans, socks, and footwear. The chart provides conversions across various international sizing systems.</p>
	<p>BOSS Watch Operating Instructions Manual</p> <p>Comprehensive operating instructions for BOSS BLACK and BOSS ORANGE watches, covering simple, multi-function, chronograph, automatic, digital, and analog models with features like date, day, moon phase, and various chronograph functions.</p>



[Hugo Boss Watch Care and Operating Instructions Guide](#)

This guide provides comprehensive care, maintenance, and operating instructions for Hugo Boss watches, covering BOSS BLACK and BOSS Orange collections, including analog, digital, chronograph, and automatic models.



[BOSS Jointing Compounds Application Guide: Substance Compatibility and Temperature Ratings](#)

Explore the BOSS Jointing Compounds Application Guide. This document details the application of BOSS pipe sealing compounds and provides a comprehensive table of substance compatibility and maximum temperature ratings for BOSS™ White, BOSS™ Universal, and BOSS™ Gastite products.