

NOLAN B601 S

NOLAN B601 S Twin Pack N-Com Communication System User Manual

Model: B601 S

1. INTRODUCTION AND OVERVIEW

The NOLAN B601 S N-Com communication system is designed for seamless integration into compatible Nolan helmets, providing an enhanced motorcycle riding experience. This twin pack facilitates rider-to-passenger and bike-to-bike communication, ensuring clear audio and reliable connectivity. The B601 S offers multiple functionalities for group travel, backed by N-Com's extensive audio quality experience.

Key features include:

- Rider-to-passenger intercom function via Bluetooth.
- Bike-to-bike intercom function via Bluetooth, with a range of up to 150 meters in open terrain without obstacles.
- High-quality audio performance.

2. PACKAGE CONTENTS

The NOLAN B601 S Twin Pack includes two complete N-Com B601 S communication units, along with all necessary components for installation into two compatible Nolan helmets. Please verify that all items are present upon unboxing.



Image: The retail packaging for the NOLAN B601 S Twin Pack N-Com communication system, displaying the main unit and branding.

3. SETUP AND INSTALLATION

The B601 S system is designed for exclusive installation into compatible Nolan helmets. For detailed installation instructions, refer to the specific guide provided with your helmet or visit the official Nolan N-Com website for video tutorials. The installation process is generally straightforward, but careful attention to detail is required to ensure proper fit and function.

3.1 Initial Configuration

After physical installation, the units require initial configuration. This typically involves pairing the two units for intercom functionality and pairing with your mobile device via Bluetooth. Refer to the quick start guide for pairing procedures. Many online resources, including videos, are available to assist with setup.

4. OPERATING INSTRUCTIONS

The B601 S system features a user-friendly interface, typically controlled by a set of three buttons. Familiarize yourself with the function of each button for optimal use.

4.1 Intercom Functions

- **Rider-to-Passenger Intercom:** Activate this function to communicate with your passenger. Ensure both B601 S units are paired.
- **Bike-to-Bike Intercom:** For communication between two motorcycles, activate the bike-to-bike intercom. This function operates via Bluetooth up to 150 meters in ideal conditions.

4.2 Bluetooth Connectivity

The system can connect to your smartphone for calls, music, and GPS navigation audio. Refer to the pairing instructions in the quick start guide to connect your device.

5. MAINTENANCE

To ensure the longevity and optimal performance of your NOLAN B601 S N-Com system, follow these maintenance guidelines:

- **Cleaning:** Use a soft, damp cloth to clean the external surfaces of the unit. Avoid abrasive cleaners or solvents.
- **Charging:** Charge the unit regularly using the provided charging cable. Do not overcharge.
- **Storage:** When not in use for extended periods, store the unit in a dry, cool place.

6. TROUBLESHOOTING

If you encounter issues with your B601 S system, consider the following common solutions:

- **No Audio/Microphone Not Working:** Check all connections to ensure they are secure. Verify that the microphone is correctly positioned and not obstructed. Ensure the volume is not set to minimum.
- **Pairing Issues:** Ensure both units or your device are in pairing mode. Try resetting the units to factory settings and re-attempting the pairing process.
- **Intermittent Connection:** Ensure units are within range (150m for bike-to-bike, closer for rider-to-passenger). Check for potential interference from other electronic devices.
- **Battery Life:** If battery life is shorter than expected, ensure the unit is fully charged before use. Battery performance can degrade over time.

For persistent issues, consult the full N-Com user manual or contact Nolan customer support.






7. SPECIFICATIONS

Brand	NOLAN
Model Name	B601 S
Model Number	BNCOM00000037
Dimensions	25.9 x 17.6 x 5.8 cm
Weight	460 grams
Manufacturer	NOLAN
Category	Unisex adult
First Available	February 4, 2019

8. WARRANTY AND SUPPORT

For information regarding warranty coverage and customer support, please refer to the documentation included with your product or visit the official Nolan N-Com website. Warranty terms may vary by region and retailer.

Related Documents - B601 S

	<p>N-Com MESH User Manual - Sena & Nolan Intercom System</p> <p>User manual for the N-Com MESH intercom system by Sena and Nolan. This guide provides detailed instructions on setup, operation, Mesh Intercom, Wave Intercom, Bluetooth pairing, audio multitasking, and troubleshooting for motorcycle helmets.</p>
	<p>Nolan X-903: Safety and Instructions for Use</p> <p>Comprehensive guide to the Nolan X-903 motorcycle helmet, covering safety features, usage instructions, maintenance, and care for optimal performance and rider protection.</p>
	<p>Nolan N90-3 Helmet: Safety and Usage Instructions</p> <p>Comprehensive guide to the Nolan N90-3 modular helmet, covering safety features, usage instructions, maintenance, and assembly of components like the visor and Pinlock system.</p>
	<p>NOLAN X-1005 Motorcycle Helmet: Safety and User Instructions</p> <p>Comprehensive guide for the NOLAN X-1005 motorcycle helmet, covering safety features, usage instructions, maintenance, cleaning, and component assembly/disassembly. Ensure safe and optimal use of your NOLAN helmet.</p>
	<p>Nolan N21 Visor: Guida alla Sicurezza e all'Uso</p> <p>Scopri come utilizzare in sicurezza il tuo casco Nolan N21 Visor con questa guida completa. Include istruzioni dettagliate per il montaggio, la manutenzione e le precauzioni d'uso per garantire la massima protezione.</p>



Nolan N70-2 X Helmet: Safety and Instructions for Use

Comprehensive guide to the Nolan N70-2 X motorcycle helmet, covering safety, usage, maintenance, and assembly instructions for optimal performance and protection.