

## Xiaomi TWSEJ01JY

# User Manual for Xiaomi Mi Air True Wireless Earphones

MODEL: TWSEJ01JY

## Introduction

Welcome to the user manual for your new Xiaomi Mi Air True Wireless Earphones. This guide will help you set up, operate, and maintain your earphones to ensure optimal performance.

These earphones are designed for comfort and high-quality audio, featuring IPX4 water resistance and compatibility with both iOS and Android devices.

## Package Contents

- One pair of Xiaomi Mi Air True Wireless Earphones
- Charging Case
- USB Type-C Charging Cable
- Three pairs of Silicone Ear Tips (S, M, L)
- User Manual (this document)

## Product Overview

Familiarize yourself with the components of your earphones.



Image: Xiaomi Mi Air True Wireless Earphones and their charging case. The earphones are white and fit snugly into the compact white charging case.



Image: A close-up view of the earphone properly seated in an ear, highlighting its ergonomic design.

## Setup

### Charging the Earphones and Case

Before first use, fully charge the earphones and the charging case.

1. Place both earphones into the charging case. Ensure they are correctly seated.

2. Connect the USB Type-C charging cable to the charging port on the case and the other end to a power source (e.g., USB wall adapter, computer USB port).
3. The indicator light on the case will show charging status. A full charge typically takes about 1 hour.



Image: The charging case and earphones placed next to a laptop, demonstrating the charging setup. The Type-C port is visible on the case.

## Pairing with Your Device

The earphones support Bluetooth 4.2 for wireless connection.

1. Ensure the earphones are in the charging case and the case has sufficient charge.
2. Open the charging case lid.
3. Press and hold the function button on the charging case until the indicator light starts blinking, indicating pairing mode.
4. On your mobile device (smartphone, tablet, etc.), go to Bluetooth settings and enable Bluetooth.
5. Search for available devices and select "Mi Air True Wireless Earphones" (or similar name) from the list.
6. Once connected, the indicator light on the case will turn off or show a steady light, and you will hear a confirmation tone.

The earphones will automatically connect to the last paired device when taken out of the case, if Bluetooth is enabled on the device.

## Operating the Earphones

### Wearing the Earphones

Choose the silicone ear tips that provide the best fit and comfort for optimal sound quality and noise reduction.

1. Gently insert the earphone into your ear canal.
2. Rotate it slightly to ensure a secure and comfortable fit.



Image: A woman demonstrating the correct way to wear the earphone, showing how it sits comfortably in the ear.



Image: A man wearing the earphone, viewed from the side, illustrating the discreet profile of the device.

## Touch Controls

The earphones feature touch-sensitive controls for various functions.

Action	Function
Double-tap (Left Earbud)	Activate Voice Assistant
Double-tap (Right Earbud)	Play/Pause Music, Answer/End Call
Double-tap (Either Earbud during call)	Answer/End Call
Long Press (Either Earbud)	Toggle Noise Cancellation (if applicable)

Note: Specific functions may vary slightly depending on your connected device and its operating system (iOS/Android).

## Making and Receiving Calls

The earphones include a built-in microphone for hands-free calling.

- To answer an incoming call, double-tap either earbud.
- To end an active call, double-tap either earbud.
- To reject an incoming call, press and hold either earbud for 2 seconds.

## Maintenance and Care

To ensure the longevity and optimal performance of your earphones, follow these care guidelines:

- Keep the earphones and charging case clean and dry.
- Use a soft, dry cloth to wipe them. Do not use abrasive cleaners or solvents.
- Avoid exposing the earphones to extreme temperatures (hot or cold).
- Store the earphones in their charging case when not in use to protect them and keep them charged.
- The earphones are IPX4 water-resistant, meaning they are protected against splashing water from any direction. Do not submerge them in water or expose them to heavy rain.

## Troubleshooting

If you encounter issues with your earphones, try the following solutions:

- **Earphones not pairing:**
  - Ensure both earphones are charged.
  - Place them back in the case, close the lid, then open it and try pairing again.
  - Make sure Bluetooth is enabled on your device and the earphones are in pairing mode.
  - Try forgetting the device in your phone's Bluetooth settings and re-pairing.
- **No sound from one earbud:**
  - Check if both earbuds are charged.
  - Place both earbuds back in the charging case, close the lid, wait a few seconds, then take them out again.
  - Clean the charging contacts on the earbuds and inside the case.
- **Poor sound quality:**
  - Ensure the ear tips are properly sealed in your ear canal. Try different sizes.
  - Clean any debris from the earbud nozzles.
  - Ensure your device's volume is set appropriately.
- **Earphones not charging:**
  - Check the charging cable and power source.
  - Ensure the charging contacts on the earbuds and in the case are clean and free of obstruction.

If the issue persists, contact customer support.

## Specifications

Feature	Detail
Model	TWSEJ01JY
Color	White







Feature	Detail
Wearing Type	In-ear
Material	ABS
Net Weight	58 grams
Microphone	Yes
Bluetooth Version	4.2
Transmission Distance	10 meters
Impedance	16 Ohms
Charging Interface	Type-C USB
Charging Time	Approximately 1 hour
Talk Time	3-4 hours
Operating Time	Up to 10 hours
Water Resistance	IPX4
Compatibility	iOS, Android, All Bluetooth-enabled devices

## Warranty and Support

For warranty information and customer support, please refer to the official Xiaomi website or contact your local distributor. Keep your purchase receipt for warranty claims.

**Manufacturer:** Xiaomi

**First Available Date:** February 1, 2019

  Руководство пользователя к беспроводные наушники True Wireless Mi	<a href="#">Xiaomi Mi True Wireless Earphones TWSEJ01JY User Manual</a> User manual for Xiaomi Mi True Wireless Earphones (Model TWSEJ01JY), covering setup, charging, pairing, features, and technical specifications. Includes safety and disposal information.
  Mi True Wireless Earphones User Manual	<a href="#">Mi True Wireless Earphones User Manual</a> User manual for Mi True Wireless Earphones, covering product overview, charging, wearing, connecting, function overview, noise cancelling mode, specifications, and WEEE information.
  Manual do usuário Mi True Wireless Earphones	<a href="#">Xiaomi Mi True Wireless Earphones User Manual</a> User manual for Xiaomi Mi True Wireless Earphones, covering setup, usage, charging, connectivity, maintenance, specifications, and customer support.
  Mi True Wireless Earphones User Manual	<a href="#">Mi True Wireless Earphones User Manual</a> User manual for Mi True Wireless Earphones, covering product overview, charging, battery level checking, wearing instructions, connection methods, function overview, and noise cancelling mode.
  Manual de usuario de Mi True Wireless Earphones	<a href="#">Mi True Wireless Earphones User Manual</a> User manual for Mi True Wireless Earphones, covering product overview, charging, battery check, pairing, usage, and specifications. Learn how to connect, use features like music playback and voice assistant, and understand safety precautions.
  Mi True Wireless Earphones 2 Eğretme Kitabı, Kurulum & Teknik Özellikler InfoQuest Technologies	<a href="#">Mi True Wireless Earphones User Manual and Warranty</a> Comprehensive user manual and warranty information for Xiaomi Mi True Wireless Earphones (Model TWSEJ01JY), covering setup, features, troubleshooting, and specifications. Includes details from Info Quest Technologies.

