

SteelSeries 69075

SteelSeries Stratus Duo Wireless Gaming Controller User Manual

Model: 69075 | Brand: SteelSeries

Keywords: SteelSeries, Stratus, Duo, Wireless, Gaming, Controller, Android, Windows, VR, Chromebooks, Dual-Wireless, Connectivity, High-Performance, Materials, Fortnite, Mobile, 69075

INTRODUCTION

The SteelSeries Stratus Duo is a versatile wireless gaming controller designed to provide a true console-like experience across multiple platforms. It features dual-wireless connectivity, supporting both 2.4GHz wireless for PC and Steam, and Bluetooth for Android mobile devices, VR, and Chromebooks. Engineered with high-performance components, including Hall Effect magnetic triggers and precision analog sticks, the Stratus Duo ensures fast, accurate, and smooth input for an enhanced gaming experience. Its ergonomic design and long-lasting rechargeable battery make it ideal for extended play sessions.



Figure 1: Front view of the SteelSeries Stratus Duo Wireless Gaming Controller.

SETUP

1. Charging the Controller

Before first use, ensure your Stratus Duo controller is fully charged. The controller features a built-in rechargeable lithium-ion battery providing over 20 hours of battery life. You can also play while charging.

- Connect the supplied micro-USB cable to the charging port on the controller (located on the top edge, between the shoulder buttons).
- Connect the other end of the cable to a USB power source (e.g., PC, USB wall adapter).
- The LED indicators on the controller will show charging status.



Figure 2: Bottom view of the controller, highlighting the micro-USB charging port and the wireless mode switch.

2. Connecting to Your Device

The Stratus Duo offers two primary wireless connection modes: 2.4GHz wireless (via USB dongle) and Bluetooth.



Figure 3: The Stratus Duo controller shown with its USB wireless dongle, illustrating its dual-wireless capabilities.

2.1. 2.4GHz Wireless (for PC, Steam, Chromebook)

1. Locate the 2.4GHz wireless USB dongle (included in the packaging).

2. Plug the USB dongle into an available USB port on your PC, Steam Deck, or Chromebook.
3. On the controller, slide the wireless mode switch (located on the bottom edge) to the 2.4GHz position (indicated by a Wi-Fi-like icon).
4. The controller should automatically connect. The LED indicators on the top of the controller will illuminate to confirm connection.

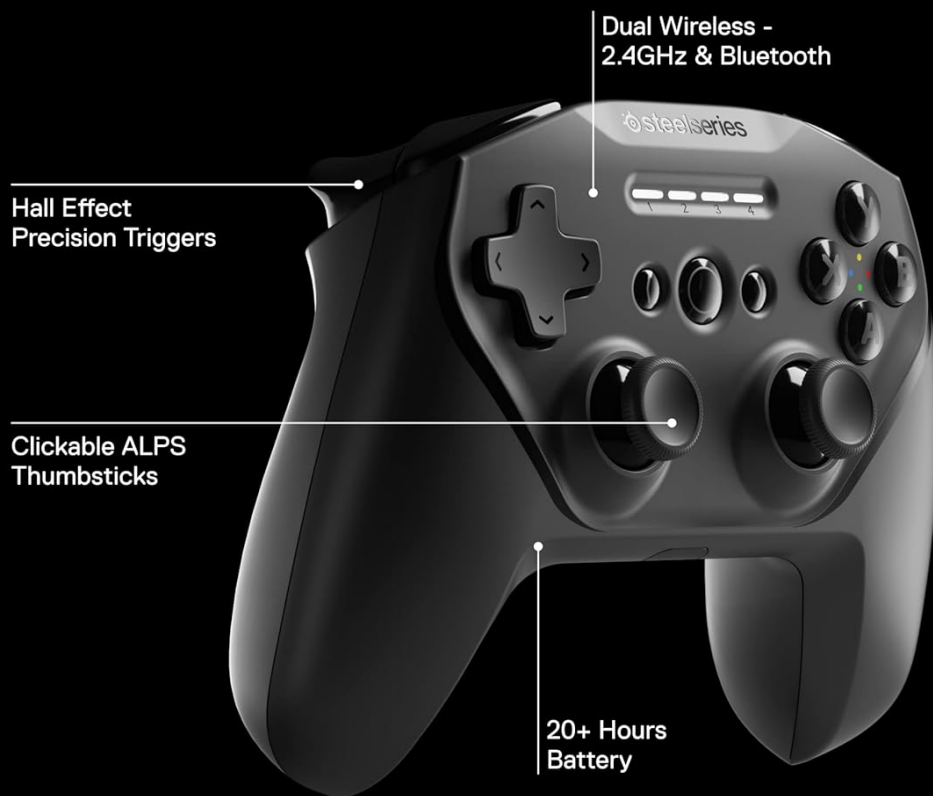
2.2. Bluetooth Wireless (for Android, VR, Chromebook)

1. On the controller, slide the wireless mode switch (located on the bottom edge) to the Bluetooth position (indicated by a Bluetooth icon).
2. On your Android device, VR headset, or Chromebook, navigate to the Bluetooth settings.
3. Enable Bluetooth and search for new devices.
4. Select "SteelSeries Stratus Duo" from the list of available devices to pair.
5. The LED indicators on the controller will confirm successful pairing.

OPERATING THE CONTROLLER

The SteelSeries Stratus Duo is designed for intuitive use with its familiar layout and high-performance components.

MULTI-PLATFORM DUAL WIRELESS CONTROLLER



PC

VR

ANDROID

CHROMEBOOK

Figure 4: Key features of the Stratus Duo, including Hall Effect Triggers and ALPS Thumbsticks.

Key Features and Controls

- **Analog Sticks:** Two clickable ALPS analog sticks provide precise 360-degree movement and input.
- **D-Pad:** A responsive directional pad for accurate directional input in games.
- **Face Buttons:** Standard A, B, X, Y buttons for primary actions.
- **Shoulder Buttons (L1/R1):** Digital buttons for quick actions.
- **Triggers (L2/R2):** Hall Effect magnetic triggers offer flawlessly smooth actuation from top to bottom, providing precise control in racing and shooting games.
- **Function Buttons:** Dedicated buttons for menu navigation, start, and select functions depending on the platform.



Figure 5: The Stratus Duo in use with a mobile phone, demonstrating its portability and compatibility for mobile gaming.

Gaming Experience

The Stratus Duo is optimized for a wide range of games and platforms:

- **Android Gaming:** Enjoy a console-like experience on your Android mobile device with software-free setup. Ideal for games like Fortnite Mobile.
- **PC Gaming:** Experience lag-free gaming on Windows and over 5,000 controller-enabled titles on Steam using the 2.4GHz wireless connection.
- **VR Gaming:** Easily pair with Oculus Go, Gear VR, and other compatible VR devices via Bluetooth for immersive virtual reality experiences.
- **Chromebook Compatibility:** This product is tested and certified as Works With Chromebook, ensuring seamless integration and performance with Chrome OS devices.

Your browser does not support the video tag.

Video 1: Official product overview of the SteelSeries Stratus Duo, highlighting its dual-wireless capabilities and multi-platform compatibility.

MAINTENANCE

To ensure the longevity and optimal performance of your SteelSeries Stratus Duo controller, follow these maintenance guidelines:

- **Cleaning:** Use a soft, dry cloth to wipe down the controller. For stubborn dirt, slightly dampen the cloth with water or a mild electronics cleaner. Avoid harsh chemicals or abrasive materials.
- **Storage:** Store the controller in a cool, dry place away from direct sunlight and extreme temperatures. If storing for an extended period, ensure the battery is partially charged (around 50%) to preserve battery health.
- **Battery Care:** While the controller has a robust battery, avoid completely draining it frequently. Recharge when the low battery indicator appears.
- **USB Dongle:** When not in use, consider removing the 2.4GHz USB dongle from your device to prevent accidental damage.

TROUBLESHOOTING

Connection Issues

- **Controller not connecting via 2.4GHz:**
 - Ensure the USB dongle is securely plugged into your device.
 - Verify the mode switch on the controller is set to 2.4GHz.
 - Try plugging the dongle into a different USB port.
 - Restart your PC/Chromebook.
- **Controller not connecting via Bluetooth:**
 - Ensure the mode switch on the controller is set to Bluetooth.
 - Make sure Bluetooth is enabled on your device and it's in pairing mode.
 - Forget the device from your device's Bluetooth settings and try pairing again.
 - Ensure the controller is charged.

Input Lag or Unresponsiveness

- **Check Battery Level:** A low battery can sometimes cause performance issues. Recharge the controller.
- **Interference:** Move closer to your device or ensure there are no large metal objects or other wireless devices causing interference between the controller and the receiver/device.
- **Firmware Update:** Check the SteelSeries website for any available firmware updates for the Stratus Duo, as these can often resolve performance issues.

Controller Not Powering On

- **Charge the Battery:** Connect the controller to a power source and allow it to charge for at least 30 minutes before attempting to power it on again.
- **Reset Controller:** Look for a small reset button (often a pinhole) on the controller. Use a paperclip to press and hold it for a few seconds.

SPECIFICATIONS

Feature	Detail
---------	--------

Brand	SteelSeries
Model Number	69075
Hardware Platform	PC
Operating System Compatibility	Chrome OS, Android, Windows 11/10/7
Connectivity	2.4 GHz Wireless, Bluetooth Wireless
Battery Life	20+ hours (rechargeable)
Item Weight	8.6 ounces
Product Dimensions	4.33 x 5.5 x 2.49 inches
First Available Date	January 29, 2019

WARRANTY AND SUPPORT


For detailed warranty information and technical support, please refer to the official SteelSeries website or the included User Manual PDF.





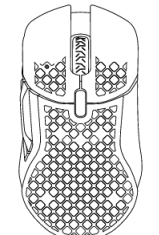



- Official User Manual (PDF): [Download Here](#)
- Visit the SteelSeries Store: [SteelSeries Amazon Store](#)

Note: Warranty terms and conditions may vary by region. Please consult the official SteelSeries support channels for the most accurate and up-to-date information.

© 2024 SteelSeries. All rights reserved.

Related Documents - 69075

	<p>SteelSeries Stratus+ Product Information Guide</p> <p>Comprehensive guide to the SteelSeries Stratus+ gaming controller, covering setup, connection modes, power management, and compatibility for Android and Windows PC.</p>
-------------------------------------------------------------------------------------	---------------------------------------------------------------------------------------------------------------------------------------------------------------------------------------------------------------------------------------------------

  <p>STRATUS+ PRODUCT INFORMATION GUIDE</p>	<p>SteelSeries Stratus+ Product Information Guide</p> <p>Comprehensive product information guide for the SteelSeries Stratus+ controller, covering setup, features, connection modes, mouse mode, power management, and regulatory compliance for Android and Windows PC.</p>
 <p>AEROX 3 WIRELESS PRODUCT INFORMATION GUIDE</p>	<p>SteelSeries Aerox 3 Wireless Product Information Guide</p> <p>This guide provides comprehensive information on the SteelSeries Aerox 3 Wireless gaming mouse, covering setup, connectivity options (2.4 GHz wireless and Bluetooth), battery level indication, and software requirements.</p>
  <p>AEROX 5 WIRELESS PRODUCT INFORMATION GUIDE</p>	<p>SteelSeries Aerox 5 Wireless Gaming Mouse: Product Information Guide</p> <p>Comprehensive guide to the SteelSeries Aerox 5 Wireless gaming mouse, covering setup, features, specifications, and regulatory information.</p>
<p>STEELSERIES FREE MOBILE WIRELESS CONTROLLER</p>  <p>FREE USER GUIDE</p>	<p>SteelSeries Free Mobile Wireless Controller User Guide</p> <p>User guide for the SteelSeries Free Mobile Wireless Controller, detailing setup, charging, connectivity for Android, iOS, PC, Mac, and software features like SteelSeries Engine.</p>
  <p>STRATUS+ PRODUCT INFORMATION GUIDE</p>	<p>SteelSeries Stratus+ Controller Product Information Guide</p> <p>This guide provides comprehensive information on the SteelSeries Stratus+ controller, covering setup, connection modes, mouse mode, power management, and regulatory compliance. It details how to connect wirelessly or via USB-C, switch between modes, pair with new devices, and use the controller's various functions.</p>