

Sennheiser HD 400S

Sennheiser HD 400S Closed-Back Around-Ear Headphones Instruction Manual

Model: HD 400S

INTRODUCTION

Thank you for choosing the Sennheiser HD 400S Closed-Back Around-Ear Headphones. These headphones are designed to deliver excellent audio clarity and comfort for an immersive listening experience. Featuring a one-button smart remote on a detachable cable and a sturdy folding design, the HD 400S is built for both quality sound and portability.

WHAT'S IN THE BOX

- Sennheiser HD 400S Headphones
- Detachable Audio Cable with One-Button Smart Remote
- User Manual



Image: The Sennheiser HD 400S headphones in black, showcasing their over-ear design and the attached audio cable. This image provides a general overview of the product.

SETUP

1. **Connect the Audio Cable:** Insert the smaller end of the detachable audio cable into the port located on the left earcup of the headphones. Ensure it is securely connected.
2. **Connect to Audio Source:** Plug the 3.5mm angled connector of the audio cable into the headphone jack of your audio device (e.g., smartphone, tablet, computer, MP3 player).
3. **Adjust for Comfort:** Place the headphones over your ears. Adjust the headband to ensure a comfortable and secure fit. The over-ear design provides sound isolation.



Image: A direct front view of the Sennheiser HD 400S headphones, highlighting the earcups and the headband. The cable is visible extending from the left earcup.

OPERATING INSTRUCTIONS

Audio Playback

The Sennheiser HD 400S headphones feature dynamic drivers that deliver a wide sound response, ensuring clear and detailed audio across a frequency range of 18 Hz to 20,000 Hz.

Using the One-Button Smart Remote

The integrated one-button smart remote on the detachable cable allows for convenient control of your music and calls without needing to access your connected device.

- **Play/Pause Music:** Press the button once.
- **Skip to Next Track:** Press the button twice quickly.
- **Go to Previous Track:** Press the button three times quickly.
- **Answer/End Call:** Press the button once during an incoming call or an active call.
- **Reject Call:** Press and hold the button during an incoming call.

Microphone Functionality

The integrated microphone has a frequency response of 100 Hz to 10,000 Hz and a sensitivity of 44 dBV/Pa, ensuring clear voice capture for calls and recordings.

Your browser does not support the video tag.

Video: An overview of the Sennheiser HD 400S Headset, demonstrating its key features including dynamic sound, smart controls, and portable design. This video highlights the product's functionality and design elements.

MAINTENANCE

- **Cleaning:** Use a soft, dry cloth to clean the earcups and headband. Do not use liquid cleaners or solvents.
- **Storage:** When not in use, fold the headphones for compact storage. Store them in a clean, dry place away from extreme temperatures and direct sunlight.
- **Cable Care:** Avoid sharp bends or excessive pulling on the cable to prevent damage. The detachable cable can be replaced if necessary.



Image: The Sennheiser HD 400S headphones shown in their folded configuration, illustrating the compact design for easy storage and portability.



Easy on-the-go storage



Folding Design



Detachable cable

Image: A visual representation highlighting the "Easy on-the-go storage" features of the HD 400S, specifically its folding design and detachable cable for enhanced portability.

TROUBLESHOOTING

• No Sound:

- Ensure the audio cable is securely connected to both the headphones and the audio source.
- Check the volume level on your audio device.
- Test the headphones with a different audio source or device to rule out device-specific issues.

• Poor Sound Quality:

- Verify the audio cable is fully inserted and not damaged.
- Clean any debris from the headphone jack on your device.
- Ensure the audio source is playing high-quality audio files.

• Microphone Not Working:

- Confirm the audio cable with the smart remote is correctly attached.

- Check your device's settings to ensure the correct microphone input is selected.
- Test the microphone functionality with another application or device.

- **Discomfort During Use:**

- Adjust the headband and earcups for optimal fit.
- Take short breaks during extended listening sessions.

SPECIFICATIONS

| | |
|-------------------------------|----------------------------|
| Model | HD 400S |
| Earpiece Shape | Around Ear |
| Style | Closed Back Headphone |
| Connectivity Technology | Wired |
| Headphones Jack | 3.5 mm Angled Connector |
| Cable Length | 1.4 meters |
| Audio Driver Type | Dynamic Driver |
| Frequency Response | 18 Hz - 20,000 Hz |
| Impedance | 18 Ohms |
| Sensitivity | 120 dB |
| Microphone Frequency Response | 100 Hz - 10,000 Hz |
| Microphone Sensitivity | 44 dBV/Pa |
| Noise Control | Sound Isolation |
| Item Weight | 7.65 Ounces (approx. 217g) |
| Material | Plastic |
| Color | Black |

WARRANTY INFORMATION

Sennheiser products are manufactured to the highest quality standards. For detailed warranty information, please refer to the warranty card included with your product or visit the official Sennheiser website. Keep your proof of purchase for warranty claims.






SUPPORT

Should you require further assistance or have questions regarding your Sennheiser HD 400S headphones, please contact Sennheiser support:

- **Email:** contactcenter@sennheiser-hearing.com
- **Phone:** 860-598-7800

For additional resources and product information, please visit the official Sennheiser website.

Related Documents - HD 400S

| | |
|---|---|
|  | <p>Sennheiser HD 820 High-Definition Closed-Back Headphones - Instruction Manual</p> <p>Explore the Sennheiser HD 820, a benchmark in high-definition closed-back headphones. Discover its innovative Ring Radiator transducers, Gorilla Glass acoustic diffusers, superior comfort, and unparalleled audio fidelity for an immersive listening experience.</p> |
|  | <p>Sennheiser HD 630VB Headphones: Quick Start Guide and Features</p> <p>Get started with your Sennheiser HD 630VB headphones. This guide covers delivery contents, how to adjust bass and volume, music and call controls, voice commands, and device compatibility. Essential information for optimal use.</p> |
|  | <p>Sennheiser HD 400S Headphones: Safety Guide and Important Information</p> <p>This document provides essential safety instructions, usage guidelines, warranty information, and disposal instructions for the Sennheiser HD 400S headphones. It covers preventing hearing damage, magnetic field interference, product care, and compliance details.</p> |
|  | <p>Sennheiser HD 280 PRO Headphones FAQ</p> <p>Frequently asked questions and answers about the Sennheiser HD 280 PRO headphones, covering topics like ear pad replacement, open vs. closed ear cups, sound issues, and cable options.</p> |
|  | <p>Sennheiser Wireless Headphones FAQ: Connectivity, Range, and Features</p> <p>Frequently asked questions about Sennheiser wireless headphones, covering transmission range, Bluetooth profiles (A2DP), connectivity, signal interference, ear cup types, NFC, and TV compatibility.</p> |



[Sennheiser HD 350BT Wireless Headphones - Instruction Manual and Specifications](#)

Comprehensive instruction manual for Sennheiser HD 350BT around-ear wireless headphones. Covers setup, usage, features, troubleshooting, specifications, and safety information.