

## Blackstar HT20R MKII

# Blackstar HT20R MKII

## 20-WATT 1x12 TUBE GUITAR COMBO AMPLIFIER USER MANUAL

### 1. Introduction

This manual provides essential information for the safe and effective operation of your Blackstar HT20R MKII 20-Watt 1x12 Tube Guitar Combo Amplifier. Please read these instructions thoroughly before use to ensure optimal performance and longevity of your amplifier.

### 2. Important Safety Instructions

- Read these instructions.
- Keep these instructions.
- Heed all warnings.
- Follow all instructions.
- Do not use this apparatus near water.
- Clean only with a dry cloth.
- Do not block any ventilation openings. Install in accordance with the manufacturer's instructions.
- Do not install near any heat sources such as radiators, heat registers, stoves, or other apparatus (including amplifiers) that produce heat.
- Do not defeat the safety purpose of the polarized or grounding-type plug. A polarized plug has two blades with one wider than the other. A grounding-type plug has two blades and a third grounding prong. The wide blade or the third prong are provided for your safety. If the provided plug does not fit into your outlet, consult an electrician for replacement of the obsolete outlet.
- Protect the power cord from being walked on or pinched, particularly at plugs, convenience receptacles, and the point where they exit from the apparatus.
- Only use attachments/accessories specified by the manufacturer.
- Unplug this apparatus during lightning storms or when unused for long periods of time.
- Refer all servicing to qualified service personnel. Servicing is required when the apparatus has been damaged in any way, such as power-supply cord or plug is damaged, liquid has been spilled or objects have fallen into the apparatus, the apparatus has been exposed to rain or moisture, does not operate normally, or has been dropped.

### 3. Product Overview

The Blackstar HT20R MKII is a versatile 20-watt tube combo amplifier designed for guitarists seeking a wide range of tones. It features two footswitchable channels (Clean and Overdrive), each with two voices, and a powerful EQ section including Blackstar's patented ISF (Infinite Shape Feature) control. The amplifier also includes studio-quality reverb, a power reduction switch, and various connectivity options for recording and external speakers.

#### 3.1 Front View



*Figure 1: Front view of the Blackstar HT20R MKII amplifier, showcasing the speaker grille and Blackstar logo.*

#### 3.2 Front Panel Controls



Figure 2: Top-down view of the amplifier's control panel, showing knobs for Clean, Overdrive, EQ, Reverb, and Master sections.

- **Input:** Connect your guitar here.
- **Clean Channel:** Volume, Voice switch (Classic/Modern), Tone.
- **Overdrive Channel:** Gain, Volume, Voice switch (Classic/Modern).
- **OD Equalisation:** Bass, Middle, Treble, ISF (Infinite Shape Feature).
- **Reverb:** Level control for the built-in reverb effect.
- **Master:** Master Volume control.
- **20W / 2W Switch:** Reduces the amplifier's output power.
- **Power Switch:** Turns the amplifier on or off.

### 3.3 Rear Panel Connections





Figure 3: Rear view of the amplifier, displaying various input and output jacks and safety warnings.

- **Mains Input:** Connect the supplied power cord here.
- **Speaker Outputs:** Connect to external speaker cabinets (1x 16 Ohm, 1x 8 Ohm, 2x 16 Ohm).
- **Emulated Output / MP3 / Line In:** For direct recording or connecting external audio sources.
- **Effects Loop:** Send and Return jacks for connecting external effects pedals.
- **Footswitch:** Connect the supplied footswitch for channel and voice switching.
- **USB Audio:** For direct recording to a computer.

## 4. Setup

### 4.1 Unpacking and Placement

Carefully remove the amplifier from its packaging. Place the amplifier on a stable, level surface, ensuring adequate ventilation around the unit. Avoid placing it near heat sources or in direct sunlight.

### 4.2 Connecting Power

Ensure the amplifier's power switch is in the 'OFF' position. Connect the supplied mains power cable to the 'Mains Input' on the rear panel and then to a suitable wall outlet. Ensure the voltage matches your region's requirements.

### 4.3 Connecting Your Guitar

Connect your guitar to the 'Input' jack on the front panel using a high-quality instrument cable.

#### 4.4 Connecting the Footswitch

The HT20R MKII comes with a two-button footswitch for convenient channel and voice switching.



*Figure 4: The two-button footswitch for channel and voice selection.*

Connect the footswitch to the 'Footswitch' jack on the rear panel. The 'CHANNEL' button switches between Clean and Overdrive channels. The 'VOICE' button switches between the two voices within the currently selected channel.

#### 4.5 Connecting External Speakers (Optional)

If using an external speaker cabinet, ensure its impedance matches one of the available outputs (1x 16 Ohm, 1x 8 Ohm, or 2x 16 Ohm). Always connect a speaker cabinet before powering on the amplifier to prevent damage.

### 5. Operating Instructions

#### 5.1 Powering On and Off

1. Ensure all volume controls are set to minimum.
2. Flip the 'Power' switch to the 'ON' position. The indicator light will illuminate.
3. Allow a few moments for the tubes to warm up before playing.
4. To power off, turn down all volume controls, then flip the 'Power' switch to 'OFF'.

#### 5.2 Clean Channel Operation

Select the Clean channel using the front panel switch or footswitch. Adjust the 'Volume' knob for overall level. The 'Voice' switch offers two distinct clean tones: 'Classic' for a traditional, dynamic clean, and 'Modern' for a brighter, tighter clean. The 'Tone' knob provides a simple yet effective treble roll-off control.

#### 5.3 Overdrive Channel Operation

Select the Overdrive channel. The 'Gain' knob controls the amount of distortion. The 'Volume' knob sets the output level for this channel. The 'Voice' switch provides 'Classic' for a rich, crunchy overdrive and 'Modern' for a more aggressive, high-gain tone.

#### 5.4 OD Equalisation (EQ)

The Overdrive channel features a comprehensive EQ section:

- **Bass:** Adjusts the low-frequency content.
- **Middle:** Controls the mid-range frequencies, crucial for presence and cut.
- **Treble:** Adjusts the high-frequency content.
- **ISF (Infinite Shape Feature):** This patented control shifts the tone stack from a more American-style response (counter-clockwise) to a British-style response (clockwise), offering a wide spectrum of tonal characteristics.

## 5.5 Reverb and Master Volume

The 'Reverb' knob controls the level of the built-in digital reverb effect. The 'Master' knob controls the overall output volume of the amplifier.

## 5.6 Power Reduction Switch

The '20W / 2W' switch allows you to reduce the amplifier's output power from 20 watts to 2 watts, enabling you to achieve power tube saturation at lower volumes, ideal for practice or recording.

## 5.7 Emulated Output and USB Audio

The 'Emulated Output' provides a speaker-emulated signal for direct recording or connecting to a PA system. The 'USB Audio' connection allows you to record directly to your computer, offering both dry and emulated signals.

## 5.8 Effects Loop

The 'Effects Loop' (Send and Return) allows you to integrate external effects pedals into the amplifier's signal path, typically for time-based effects like delay and modulation, after the preamp section.

# 6. Maintenance

## 6.1 Cleaning

Disconnect the amplifier from the power supply before cleaning. Use a dry, soft cloth to wipe down the exterior. Do not use liquid cleaners or solvents, as they may damage the finish or internal components.

## 6.2 Tube Care

The HT20R MKII uses vacuum tubes, which have a finite lifespan. If you notice a decrease in performance, unusual noise, or a change in tone, the tubes may need replacement. This should be performed by a qualified technician.

# 7. Troubleshooting

### • No Sound:

- Check power connection and ensure the amplifier is switched on.
- Verify guitar cable connections at both the guitar and amplifier.
- Ensure all volume controls (guitar, channel, master) are not at minimum.
- If using an external speaker, ensure it is correctly connected and functional.

### • Poor Sound Quality / Excessive Noise:

- Check for faulty cables.
- Ensure proper grounding.

- Test with a different guitar.
- Tubes may be worn out and require replacement by a technician.

## 8. Specifications

Feature	Specification
Output Wattage	20 Watts (switchable to 2 Watts)
Speaker	1x 12-inch
Channels	2 (Clean, Overdrive) with 2 voices each
Reverb	Yes
Effects Loop	Yes
Emulated Output	Yes
USB Audio	Yes
Footswitch	Included (2-button)
Item Weight	39.6 pounds
Material	Metal (chassis)
Connector Type	6.35mm Jack
Power Source	Corded Electric

### 8.1 Product Dimensions





Figure 5: Diagram showing the dimensions of the Blackstar HT20R MKII amplifier.

- **Depth:** 15.35 inches (39.0 cm)
- **Width:** 24.41 inches (62.0 cm)
- **Height:** 20.87 inches (53.0 cm)

## 9. Warranty and Support

For warranty information and technical support, please refer to the documentation included with your purchase or visit the official Blackstar Amplification website. Keep your proof of purchase for warranty claims.

Blackstar HT20R MKII User Manual © 2023 Blackstar Amplification Ltd.






## Related Documents - HT20R MKII



### [Blackstar St. James Series Guitar Amplifier Owner's Manual](#)

Comprehensive owner's manual for the Blackstar St. James series of valve guitar amplifiers. Details features, operation, safety instructions, and technical specifications for models including 50 EL34H, 50 EL34 Combo, 50 6L6H, and 50 6L6 Combo.



	<p><a href="#">Blackstar HT-5 Guitar Amplifier Owner's Manual - Features, Specs, and Safety</a></p> <p>Official owner's manual for the Blackstar HT-5 guitar amplifier. Covers safety instructions, front and rear panel controls, technical specifications, features, and important operating information.</p>
	<p><a href="#">Tone King Imperial Tri Tube Preamp Instruction Manual</a></p> <p>Comprehensive instruction manual for the Tone King Imperial Tri Tube Preamp, detailing its features, operation, connections, and warranty. Learn how to use this high-voltage tube preamp for iconic '50s tweed, '60s blackface, and vintage British rock tones.</p>
	<p><a href="#">Blackstar AMPED 2 Owner's Manual: Your Ultimate Guitar Amplifier Pedal Guide</a></p> <p>Explore the features, controls, and capabilities of the Blackstar AMPED 2 100W guitar amplifier pedal with this comprehensive owner's manual. Learn about its amp voices, effects, CabRig technology, and more.</p>
	<p><a href="#">Blackstar FLY Vintage Mini Amplifier Set-Up Guide</a></p> <p>This guide provides setup instructions for the Blackstar FLY Vintage 3-watt mini amplifier, detailing its features, connections, and operation for optimal use.</p>
	<p><a href="#">Blackstar ID:CORE V4 Series Owner's Manual - Comprehensive Guide</a></p> <p>Explore the features, controls, and advanced capabilities of the Blackstar ID:CORE V4 series guitar amplifiers (10, 20, 40 Watts) with this official owner's manual. Learn to dial in your perfect tone, use USB audio, and more.</p>

Documents - Blackstar – HT20R MKII

FOUNDERS DAY SALE 2024 (DISPLAY UNIT CLEARANCE)				
AMP	MAP	Discount	FDS PRICE	
Amp Three	\$2,545.00	30%	\$1,781.50	
Domino 2.A	\$2,310.00	30%	\$1,617.00	
Domino 2	\$2,310.00	30%	\$1,617.00	
Compact Mobile	\$2,070.00	30%	\$1,449.00	
Basic Performer 3	\$2,250.00	30%	\$1,575.00	
AD FRIGBT	\$2,410.00	30%	\$1,687.00	
AD2B1	\$2,410.00	30%	\$1,687.00	
BLACKSTAR				
SILVERLINE	MAP	Discount	FDS PRICE	
Silverline Special	\$750.00	30%	\$525.00	
Silverline Deluxe	\$660.00	30%	\$462.00	
Silverline Stereo Deluxe	\$1,260.00	30%	\$882.00	
Silverline 212 Cabinet	\$625.00	30%	\$437.50	
ID CORE				
ID Core 10 V3	\$170.00	30%	\$119.00	
ID Core 20 V3	\$220.00	30%	\$154.00	
ID Core 40 V3	\$260.00	30%	\$182.00	
HT-MK II				
HT5R MKII	\$810.00	30%	\$567.00	
HT20R MKII Black	\$1,025.00	30%	\$717.50	
HT20R MKII Candy Apple Red	\$1,025.00	30%	\$717.50	
Studio 19				
Studio 19 HT5R	\$640.00	30%	\$448.00	
HT Vibe MK II				
HT Vibe 40 MKII	\$1,260.00	30%	\$882.00	
HT Stage 60 212 MKII	\$1,820.00	30%	\$1,274.00	
HT Vibe 60 MKII	\$780.00	30%	\$546.00	
GAL				
USA GUITARS	MAP	Discount	FDS PRICE	
Fullerton Headless Light	\$1,740.00	30%	\$1,218.00	
Fullerton Deluxe JMT Chalk				

[pdf]

Untitled spreadsheet 2024 DISPLAY UNIT CLEARANCE City Music Fullerton Deluxe SB 1 Bass FDSB1 3TS CR 3 Tone Sunburst \$2 255 00 30 KORG MAP Discount FDS PRICE WORKSTATION KEYBOARD Nautilus 88 \$3730 CITY MUSIC CLEARANCE2 srsItd

AfmBOoqbmJGFpkjBryGwRI3e5VZ0DbHtfUr6YC1zYT59aczKJ0jKB6yg citymusic sg 03 |||

FOUNDERS DAY SALE 2024 DISPLAY UNIT CLEARANCE AER Amp Three Domino 2.A Domino 2 Compact Mobile Ba ... V3 ID Core 40 V3 175.00 220.00 265.00 30 30 30 122.50 154.00 185.50 HT-MK II HT5R MKII **HT20R MKII** Black **HT20R MKII** Candy Apple Red 810.00 1,025.00 1,025.00 30 30 30 567.00 717....

lang:it score:22 filesize: 114.7 K page\_count: 11 document date: 0000-00-00

CITY MUSIC FOUNDERS DAY SALE 2025 PRICELIST			
BRAND/MODEL	MAP	FDS 2025	
512 AUDIO			
Skylight	\$299	\$184.35	38%
Limelight	\$289	\$174.85	39%
Academy	\$149	\$96.85	35%
ABLETON			
Ableton Move	\$685	\$565.25	18%
Ableton Push 3 Stand Alone	\$3,145	\$2,673.25	15%
Ableton Push 3 (without Processor)	\$1,570	\$1,334.50	15%
Ableton PUSH 2 Live 11 Suite Bundle	\$2,085	\$1,466.50	30%
Live 12 Suite	\$1,080	\$891.00	18%
Live 12 Standard	\$620	\$507.00	19%
Live 12 Intro	\$140	\$119.00	15%
Live 12 Suite, EDU	\$530	\$450.50	15%
Live 12 Standard, EDU	\$310	\$263.50	15%
AER			
DOHINO 2A	\$2,315	\$1,389.00	40% Clearance
BASIC PERFORMER 2	\$3,225	\$1,935.00	40% Clearance
AS201	\$2,415	\$1,207.00	50% Clearance
Dual Para EQ	\$535	\$321.00	40% Clearance
APUTURE/AMARAN			
Amaran 14c(UK)	\$480.00	\$434.70	10%
Amaran F21c(V-mount)(UK)	\$876.00	\$788.40	10%
Amaran F21c(V-mount)(UK)	\$925.00	\$833.70	10%
Aputure Laren	\$148.00	\$134.10	10%
Light Dome SE	\$148.00	\$134.10	10%
LightBox 9000	\$110.00	\$99.00	10%
LightBox30120	\$117.00	\$105.30	10%
MC	\$150.00	\$135.00	10%
PROX	\$282	\$253.80	10%
Amaran PROc-UK	\$517	\$465.30	10%
Light Box 4542	\$98	\$89.20	10%
amaran S45c-UK	\$141	\$126.90	10%
amaran PT1c	\$298	\$187.20	10%
amaran PT2c-UK	\$411	\$376.80	10%
amaran PT4c-UK	\$685	\$616.50	10%
amaran 100a S-UK	\$332	\$298.80	10%
amaran 100a S-UK	\$415	\$373.50	10%
amaran 200a S-UK	\$487	\$430.30	10%
amaran 200a S-UK	\$544	\$489.60	10%
amaran 60a SL(UK)	\$282	\$253.80	10%
amaran 60a SL(UK)	\$332	\$298.80	10%
Larchem for amaran P21	\$125	\$112.50	10%

City Music Founders Day Sale 2025 Pricelist

Explore the City Music Founders Day Sale 2025 Pricelist, featuring discounted audio and music equipment from top brands like Ableton, Aputure, AKG, Audio Technica, Blackmagic Design, and Blackstar. Discover special offers on cameras, microphones, headphones, amplifiers, and more.

lang:en score:12 filesize: 555.25 K page\_count: 82 document date: 2025-04-04

[pdf] Warranty

city music founders day sale 2025 pricelist brand model mapMicro Converter BiDirect SDI HDMI 3G PSU \$119 \$113 05 5% Micro MACKIE B STOCK COSMETIC ISSUES NO WARRANTY Mackie CR4 X 5 \$215 \$64 50 70 v1citymusic sg 03 City Music Founders Day Sale Discounts srsltid AfmBOop mJL8dEiyDMNzD CqPNG3ePUct4 TLd8iTo NizErpYrX2X0k mapcity 70 BLX24A PG58 J10 \$499 \$424 12 15% BLX24RA SM58 \$629 \$534 28 Page 65 BLX288A \$899 \$763 78 \$1 039 \$883 15%v1v1citymusic NizErpYrX2X0kcitymusic AfmBOor5zHWW6dimpuQGWaaKq1MDvOnFaea V7aibzLSPiBnCoRkeOYj |||

||| CITY MUSIC FOUNDERS DAY SALE 2025 PRICELIST BRAND/MODEL 512 AUDIO Skylight Limelight Academy MAP FDS 2025 299 194.35 35 269 174.85 35 149 96.85 35 ABLETON Ableton Move Ableton Push 3 Stand Alone Ableton Push 3 without Processor Ableton PUSH CITY MUSIC FOUNDERS DAY SALE 2025 PRICELIST BRAND/MODEL 512 AUDIO Skylight Limelight Academy MAP F ... ILVERLINE DELUXE HT-5R SILVERLINE SPECIAL HT CLUB 40 MKIII HT20 MKII CANDY APPLE RED STUDIO 10 KT88 HT20R MKII BLACK HT STAGE 60 112 MKIII ID-30 TVP ID:-60 TVP JJN50H JJN212 VOC TRIBUTE ASAT SPECIAL M...

lang:en score:12 filesize: 555.25 K page\_count: 82 document date: 2025-04-04

CITY MUSIC FOUNDERS DAY SALE 2025 PRICELIST			
BRAND/MODEL	MAP	FDS 2025	
512 AUDIO			
Skylight	\$299	\$184.35	38%
Limelight	\$289	\$174.85	39%
Academy	\$149	\$96.85	35%
ABLETON			
Ableton Move	\$685	\$565.25	18%
Ableton Push 3 Stand Alone	\$3,145	\$2,673.25	15%
Ableton Push 3 (without Processor)	\$1,570	\$1,334.50	15%
Ableton PUSH 2 Live 11 Suite Bundle	\$2,085	\$1,466.50	30%
Live 12 Suite	\$1,080	\$891.00	18%
Live 12 Standard	\$620	\$507.00	19%
Live 12 Intro	\$140	\$119.00	15%
Live 12 Suite, EDU	\$530	\$450.50	15%
Live 12 Standard, EDU	\$310	\$263.50	15%
AER			
DOHINO 2A	\$2,315	\$1,389.00	40% Clearance
BASIC PERFORMER 2	\$3,225	\$1,935.00	40% Clearance
AS201	\$2,415	\$1,207.00	50% Clearance
Dual Para EQ	\$535	\$321.00	40% Clearance
APUTURE/AMARAN			
Amaran 14c(UK)	\$480.00	\$434.70	10%
Amaran F21c(V-mount)(UK)	\$876.00	\$788.40	10%
Amaran F21c(V-mount)(UK)	\$925.00	\$833.70	10%
Aputure Laren	\$148.00	\$134.10	10%
Light Dome SE	\$148.00	\$134.10	10%
LightBox 9000	\$110.00	\$99.00	10%
LightBox30120	\$117.00	\$105.30	10%
MC	\$150.00	\$135.00	10%
PROX	\$282	\$253.80	10%
Amaran PROc-UK	\$517	\$465.30	10%
Light Box 4542	\$98	\$89.20	10%
amaran S45c-UK	\$141	\$126.90	10%
amaran PT1c	\$298	\$187.20	10%
amaran PT2c-UK	\$411	\$376.80	10%
amaran PT4c-UK	\$685	\$616.50	10%
amaran 100a S-UK	\$332	\$298.80	10%
amaran 100a S-UK	\$415	\$373.50	10%
amaran 200a S-UK	\$487	\$430.30	10%
amaran 200a S-UK	\$544	\$489.60	10%
amaran 60a SL(UK)	\$282	\$253.80	10%
amaran 60a SL(UK)	\$332	\$298.80	10%
Larchem for amaran P21	\$125	\$112.50	10%