

## Elektron Model:Samples

# Elektron Model:Samples User Manual

Your guide to creating and performing with the Elektron Model:Samples Six Track Sample Based Groovebox.

## 1. INTRODUCTION

---

The Elektron Model:Samples is a powerful and intuitive six-track sample-based groovebox designed for both studio production and live performance. It offers a streamlined workflow for creating beats, melodies, and full tracks using samples. This manual provides essential information for setting up, operating, and maintaining your Model:Samples.

## 2. PACKAGE CONTENTS

---

Ensure all items are present in your Model:Samples package:

- Elektron Model:Samples Unit
- Power Supply Unit
- USB Cable
- Quick Guide
- Case

## 3. KEY FEATURES

---

The Model:Samples offers a robust set of features for creative music production:

- Six-track groovebox designed for sample-based music creation and performance.
- Compact and lightweight, making it perfect for both studio and live use.
- Capable of handling 96 projects, with each project containing 96 patterns.
- Features 64 MB of sample memory and 1 GB of storage for your sounds.
- Offers both real-time recording and grid recording for versatile beat making.
- Six velocity-sensitive pads, perfect for dynamic and expressive playing.
- Includes a resonant multimode filter per track, adding depth to your sounds.
- Each track has its own assignable LFO, allowing for creative sound modulation.
- MIDI I/O capabilities enable control of other hardware, expanding your setup.
- Comes loaded with pro-quality samples and patterns to kickstart your creativity.

## 4. SETUP GUIDE

---

Follow these steps to set up your Elektron Model:Samples:

## 4.1 Power Connection

Connect the included power supply to the DC IN port on the rear of the Model:Samples and then to a wall outlet. The unit can also be powered via USB from a computer or compatible USB power adapter.



Figure 4.1: Rear panel connections of the Model:Samples.

## 4.2 Audio Connections

Connect your headphones to the dedicated headphone jack or use the R MAIN OUT L and R outputs to connect to a mixer, audio interface, or speakers. Use standard 1/4-inch TS cables for main outputs.

## 4.3 MIDI Connectivity

Utilize the MIDI IN and MIDI OUT/THRU ports to connect the Model:Samples with other MIDI-compatible devices, such as synthesizers, drum machines, or a MIDI controller. This allows for synchronization and control of external gear.

## 4.4 Loading Samples

The Model:Samples comes pre-loaded with a variety of professional-quality samples. For custom samples, connect the unit to your computer via USB. Refer to the Elektron website or the full user manual for detailed instructions on sample transfer and management using Elektron's software tools.

# 5. OPERATING INSTRUCTIONS

---

The Model:Samples is designed for intuitive operation. Here are the fundamental aspects:

## 5.1 Basic Interface Overview

The front panel features six velocity-sensitive pads (T1-T6), dedicated knobs for sound parameters, and navigation buttons. The LCD screen provides visual feedback for parameter adjustments and menu navigation.



Figure 5.1: Front panel layout of the Model:Samples.

## 5.2 Creating Patterns

Patterns are the building blocks of your music. Each project can contain up to 96 patterns. To create a pattern:

1. Press the **PATTERN** button to enter pattern mode.
2. Select an empty pattern slot (indicated by an unlit pad).
3. Press **PLAY** to start the sequencer.
4. Hit the velocity-sensitive pads (T1-T6) to record samples in real-time, or use grid recording by pressing the step buttons (1-16) to place triggers.



Figure 5.2: Real-time performance and interaction with the Model:Samples.

### 5.3 Sound Shaping and Effects

Each track on the Model:Samples features a resonant multimode filter and an assignable LFO for dynamic sound manipulation. Dedicated knobs allow for quick adjustments to parameters like Pitch, Decay, Sample Start/Length, Cutoff, Resonance, and more. Global effects include Delay and Reverb, with send and size controls.



Figure 5.3: Detailed view of parameter controls.

## 5.4 Performance Features

The Model:Samples is built for live performance. Use the velocity-sensitive pads for expressive playing, and leverage features like parameter locks to automate sound changes per step. The compact design and intuitive layout make it ideal for on-the-fly adjustments during a set.





Figure 5.4: Model:Samples in a performance setting.

## 5.5 Official Product Videos

Currently, there are no official seller videos available for direct embedding in this manual. Please refer to the Elektron official website or authorized channels for product demonstrations and tutorials.

## 6. MAINTENANCE

Proper maintenance ensures the longevity and optimal performance of your Model:Samples:

- **Cleaning:** Use a soft, dry cloth to clean the exterior. Avoid abrasive cleaners or solvents. For stubborn dirt, a slightly damp cloth can be used, followed by immediate drying.
- **Storage:** Store the unit in a cool, dry place away from direct sunlight, extreme temperatures, and high humidity. When not in use, consider covering it to prevent dust accumulation.
- **Firmware Updates:** Periodically check the Elektron website for firmware updates. Keeping your device's firmware up-to-date can provide new features, performance improvements, and bug fixes.

## 7. TROUBLESHOOTING

If you encounter issues with your Model:Samples, try these common troubleshooting steps:

| Problem  | Possible Cause / Solution   |
|----------|---|
| No Power | Ensure power supply is securely connected to the unit and a working power outlet.<br>Try a different power outlet.<br>Verify the USB cable is properly connected if powering via USB. |

| Problem                   | Possible Cause / Solution   |
|---------------------------|---|
| No Sound Output           | <p>Check the Main Volume knob on the Model:Samples.</p> <p>Verify audio cables are correctly connected to outputs and your audio system.</p> <p>Ensure the connected audio system (mixer, speakers, headphones) is powered on and volume is up.</p> <p>Check individual track volumes and mutes on the Model:Samples.</p> |
| Pads Unresponsive         | <p>Ensure the unit is powered on and not in a frozen state. Restart if necessary.</p> <p>Check if the pads are assigned to active tracks or patterns.</p> <p>Clean the pad surfaces if they appear dirty.</p>   |
| MIDI Communication Issues | <p>Verify MIDI cables are correctly connected (IN to OUT, OUT to IN).</p> <p>Check MIDI settings on both the Model:Samples and the external device to ensure matching channels and clock settings.</p> <p>Ensure MIDI functionality is enabled on the Model:Samples.</p>  |

For more detailed troubleshooting or issues not covered here, please visit the official Elektron support website.

## 8. SPECIFICATIONS

| Attribute                      | Detail   |
|--------------------------------|--|
| Brand                          | Elektron   |
| Model Name                     | Model:Samples  |
| Item Model Number              | ELEKTRON 14 0019   |
| Item Weight                    | 1.8 Pounds   |
| Product Dimensions (L x W x H) | 12 x 4 x 10 inches   |
| Included Components            | Case   |
| Connector Type                 | USB  |
| Operating System Compatibility | Windows (and generally macOS, though not explicitly listed for macOS in provided data) |
| Sample Memory                  | 64 MB  |
| Storage                        | 1 GB   |
| Projects Capacity              | 96 Projects  |
| Patterns per Project           | 96 Patterns  |

## 9. WARRANTY AND SUPPORT

### 9.1 Warranty Information

Specific warranty details are not provided in the product data. Please refer to the official Elektron website or your point of

purchase for comprehensive warranty information and registration procedures. Retain your proof of purchase for warranty claims.

9.2 Customer Support

For technical assistance, product inquiries, or service requests, please visit the official Elektron support page. You can often find FAQs, detailed manuals, and contact information for their support team there.  
Elektron Official Website: [www.elektron.se](http://www.elektron.se)

Documents - Elektron – Model:Samples




[\[pdf\]](#) User Manual Installation Guide Instructions  
Sound Pack install instructions Elektron Aug 15 2022 — 1 CONVENTIONS IN THIS MANUAL We use the following text formatting conventions throughout manual KEY NAMES Uppercase bold style and within 4 INSTALLING SOUND PACKS ON ANALOG RYTM MKI 6 Basic knowledge of Analog RytM functionality is required Installation Instructions ENG 210602 cdn elektron se media sound packs ||| Sound Pack install instructions TABLE OF CONTENTS TABLE OF CONTENTS 1. INTRODUCTION . . . . . ET/DATA or YES to load the preset. 11. INSTALLING SOUND PACKS ON **MODEL:SAMPLES** Basic knowledge of Model:Samples functionality is required. For more information, please consult the User Manual that i... lang:i-klngon **score:45** filesize: 224.21 K page\_count: 14 document date: 2021-05-27



[\[pdf\]](#) User Manual Installation Guide Instructions  
Sound Pack install instructions Installation Instructions ENG elektron se 2019 01  
Sound Pack install instructions TABLE OF CONTENTS TABLE OF CONTENTS 1. INTRODUCTION . . . . . ET/DATA or YES to load the preset. 11. INSTALLING SOUND PACKS ON **MODEL:SAMPLES** Basic knowledge of Model:Samples functionality is required. For more information, please consult the User Manual that i... lang:i-klngon **score:44** filesize: 215.64 K page\_count: 14 document date: 2020-03-12






[Elektron Model:Samples User Manual](#)

A comprehensive user manual for the Elektron Model:Samples, detailing its features, operation, and technical specifications. Learn about sequencing, sound architecture, effects, and more.


lang:en **score:44** filesize: 1.65 M page\_count: 58 document date: 2021-05-27



[\[pdf\] User Manual](#)

Model Samples User Manual JPN cdn elektron se media model samples |||  
Model: Samples User Manual FCC FCC 15 2 1 2 : B FCC 15 / / ... ..  
..... 8 2. Model:Samples .....  
.....


lang:es **score:38** filesize: 1.57 M page\_count: 58 document date: 2019-03-25



[Elektron Transfer User Manual: File Management for Syntakt, Digitakt, and More](#)

Comprehensive user manual for Elektron Transfer software, detailing file transfer, backup, and OS upgrade procedures for Elektron devices like Syntakt, Digitakt, Model:Cycles, Analog RytM, and Analog Four. Learn to manage samples, projects, and presets.

lang:en **score:35** filesize: 2.75 M page\_count: 12 document date: 2024-10-23



[\[pdf\]](#) User Manual


Download Support Elektron Transfer User Manual OS1 5 0 220421 elektron se 2021 06 |||

Transfer User Manual Legal information This manual is protected by copyright and all reproduction ... UPPORTED ELEKTRON DEVICES Transfer supports the following

Elektron devices. Syntakt Model:Cycles Model:Samples Digitone/Digitone Keys

Digitakt Analog Rytm MKI/MKII Analog Four MKI/MKII Analog ...

lang:en **score:34** filesize: 2.76 M page\_count: 12 document date: 2022-04-21



[\[pdf\]](#) User Manual


Transfer User Manual ENG 230510 cdn elektron se media transfer |||

Transfer User Manual Legal information This manual is protected by copyright and all reproduction ... UPPORTED ELEKTRON DEVICES Transfer supports the following

Elektron devices. Syntakt Model:Cycles Model:Samples Digitone/Digitone Keys

Digitakt Analog Rytm MKI/MKII Analog Four MKI/MKII Analog ...

lang:en **score:34** filesize: 2.76 M page\_count: 12 document date: 2023-05-10



[\[pdf\]](#) User Manual


Transfer User Manual ENG OS1 4 0 210602 elektron se 2021 06

Transfer User Manual Legal information This manual is protected by copyright and all reproduction ... n your computer. 1.2 SUPPORTED ELEKTRON DEVICES Transfer

supports the following Elektron devices. Model:Samples Model:Cycles


Digitone/Digitone Keys Digitakt Analog Rytm MKI/MKII Analog Four MKI...

lang:en **score:33** filesize: 2.74 M page\_count: 12 document date: 2021-05-31




[\[pdf\]](#) User Manual Instructions

Model Samples User Manual ENG OS1 12 201106 elektron se 2020 03 UserManual wiki 6 nov — NOTE  
This equipment has been tested and found to comply with the limits for a Class B digital device pursuant  
Part 15 of FCC Rules compliance statement complies part rules Operation is subject following two  
conditions 1 may not cause harmful interference 2 this @Elektron Elektron Samplers Sample Players  
Desktop Synthesizers Schneidersladen Modular Synths ||| Model: Samples User Manual FCC compliance  
statement This device complies with part 15 of the FCC rules. Operation is subject to the following two  
conditions: 1 This device may not  
Model: Samples User Manual FCC compliance statement This device complies with  
part 15 of the FCC r ... 54 7 1. INTRODUCTION 1.  
INTRODUCTION Thank you for purchasing Model:Samples. The Model:Samples is  
an easy-to-use sample based groovebox. It features Elektrons wor...  
lang:en **score:32** filesize: 1.49 M page\_count: 56 document date: 2020-11-06



[\[pdf\]](#) User Manual Instructions

Model FCC compliance statement This device complies with part 15 of the rules Operation is subject to  
following two conditions 1 may not cause harmful interference and 2 this Samples User Manual ENG OS1  
13 210602 elektron se 2021 06  
Model: Samples User Manual FCC compliance statement This device complies with  
part 15 of the FCC r ... 55 7 1. INTRODUCTION 1.  
INTRODUCTION Thank you for purchasing Model:Samples. The Model:Samples is  
an easy-to-use sample based groovebox. It features Elektrons wor...  
lang:en **score:32** filesize: 1.66 M page\_count: 58 document date: 2021-05-27



[\[pdf\]](#) User Manual Instructions

Model Samples User Manual Press FUNC LFO to access the SETUP menu 9 7 1 RST Reset sets if  
should restart its phase every time a note is triggered OFF ENG OS1 02B elektron se 2019 03 page 38  
Model: Samples User Manual FCC compliance statement This device complies with  
part 15 of the FCC r ... 52 7 1. INTRODUCTION 1.  
INTRODUCTION Thank you for purchasing Model:Samples. The Model:Samples is  
an easy-to-use sample based groovebox. It features Elektrons wor...  
lang:en **score:31** filesize: 1.47 M page\_count: 54 document date: 2019-11-26




[\[pdf\]](#) User Manual

ELEKTRON TRANSFER 01 MANUAL drive google u 0 uc id 1JBE4KSrK

HX8gJceFWP9ZMARWpr9DSBh export |||

Transfer User Manual For version 1.2 Legal information This manual is protected by copyright and a ... I/MKII Analog Four MKI/MKII Analog Heat MKI/MKII Analog Keys Digitakt Digitone Digitone Keys Model:Samples Model:Cycles Your specific device OS may enable/disable certain Transfer features. Th...

lang:en **score:31** filesize: 516.69 K page\_count: 12 document date: 2020-02-27



[\[pdf\]](#) User Manual Instructions

User Manual cloudfront net It is important to read this entire manual before using the equip 449941


d1aeri3ty3izns media 44 The NUDGE settings are stored in active pattern 8 6 RETRIG SETUP MENU

Retrig adds additional trigs an already placed trig and can be

Model: Samples User Manual FCC compliance statement This device complies with part 15 of the FCC r ... 50 7 1. INTRODUCTION 1.

INTRODUCTION Thank you for purchasing Model:Samples. The Model:Samples is an easy-to-use sample based groovebox. It features Elektrons wor...

lang:en **score:31** filesize: 1.44 M page\_count: 52 document date: 2019-01-18



[\[pdf\]](#) User Manual Instructions

User Manual AllForDJLet go of the TRIG key and then press hold s to where you want paste pattern

Finally STOPrukovodstvo polzovatelya elektron model samplesallfordj ru upload iblock 428 rukovodstvo

samples srsltid AfmBOorfpgt027FCX37trf2KhNmCIIHLABtJBNHZo77437F2uV8PR2se AllForDJUser

STOPPress a trig turn LEVEL DATA open NOTE menu Use change VEL settingsrukovodstvo


samplesrukovodstvo AfmBOorfpgt027FCX37trf2KhNmCIIHLABtJBNHZo77437F2uV8PR2seallfordj

AfmBOoplCocP7oPdsauSfYu2VYq7daFzrDFhjUEl fs3v4VQ2J8TtTY |||

Model: Samples User Manual FCC compliance statement This device complies with part 15 of the FCC r ... 50 7 1. INTRODUCTION 1.

INTRODUCTION Thank you for purchasing Model:Samples. The Model:Samples is an easy-to-use sample based groovebox. It features Elektrons wor...

lang:en **score:30** filesize: 1.44 M page\_count: 52 document date: 2019-01-18



[\[pdf\]](#) User Manual Instructions

User Manual Juno Records Model Samples available in many contexts Press FUNC RECORD to copy STOP paste PLAY clear Paste and operations is undone by re peating FCC compliance statement This device complies with part 15 of the rules Operation subject following two conditions 1 may not cause harmful interference 2 this must accept any 718224 01U imagescdn junoco uk manual jp

Model: Samples User Manual FCC compliance statement This device complies with part 15 of the FCC r ... 50 7 1. INTRODUCTION 1.

INTRODUCTION Thank you for purchasing Model:Samples. The Model:Samples is an easy-to-use sample based groovebox. It features Elektrons wor...

lang:en **score:29** filesize: 1.44 M page\_count: 52 document date: 2019-02-14

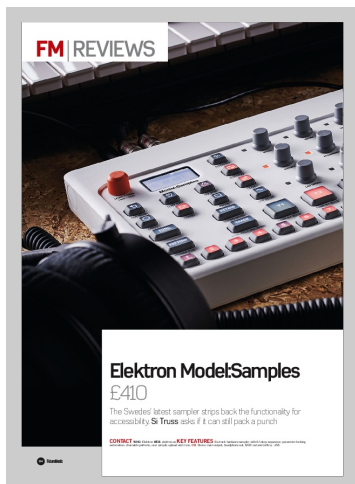


[\[pdf\]](#) User Manual

User Manual Elektron 9 dek 2020 r — 2 MAC OS X 1 Double click the ed DMG file from Finder to mount it Drag and drop Transfer app into your ENG OS1 201209 elektron se 02

Transfer User Manual For version 1.2 Legal information This manual is protected by copyright and a ... I/MKII Analog Four MKI/MKII Analog Heat MKI/MKII Analog Keys Digitakt Digitone Digitone Keys Model:Samples Model:Cycles Your specific device OS may enable/disable certain Transfer features. Th...

lang:en **score:28** filesize: 371.77 K page\_count: 12 document date: 2020-12-09




[\[pdf\]](#)

FMU346 rev elektron indd fmu346rev thomann de prod review 68928

FM REVIEWS Elektron Model:Samples 410 The Swedes latest sampler strips back the functionality for accessibility. Si Truss asks if it can still pack a punch CONTACT KEY FEATURES WHO: Elektron WEB: elektron.se Six-track hardware sampler with 64-step sequencer, parameter locking automation, chai...

lang:en **score:27** filesize: 5.72 M page\_count: 4 document date: 2019-06-12





[pdf] Datasheet Declaration of Conformity

ELEKTRON Model Samples B Stock StrumentiMusicali net venerdì 06 maggio 2022 Prodotti per DJ  
Groove Box Cod Art 164155 GROOVE BOX E SAMPLER A 6 TRACCE doc strumentimusicali datasheet  
products id |||

Prodotti per DJ Groove Box ELEKTRON Model:Samples B-Stock mercoledì 18  
maggio, 2022 Cod.Art. : 164155 li.n GROOVE BOX E SAMPLER A 6 TRACCE  
Groovebox di dimensioni compatte dal suono eccezionale. Tutta la a potenza dei  
dispositivi Elektron in una soluzione elegante, leggera ic e accessibile. Tanti...  
lang:it **score:24** filesize: 25.9 K page\_count: 2 document date: 2022-05-18



[pdf]

FMU392 rev elektron indd Elektron Syntakt Bag Bundle Thomann France fmu392rev thomann de prod  
review 80782 ref prp dyk tes 0 |||

Reviews Elektron Syntakt Elektron Syntakt 849 Elektron s latest groovebox borrows  
sounds and idea ... e past decade the Swedes have dipped into more affordable  
territory, right down to Model:Cycles and Model:Samples, each of which can be  
picked up for under 300. Arguably, however, the point where Ele...  
lang:en **score:23** filesize: 4.98 M page\_count: 4 document date: 2022-12-16




[pdf]

Elektron Power Supply PSU 4b Player rs Official power supply for Model Cycles and Samples Provides a  
reliable 5V DC output with 1200mA current stable performance Includes document player stampanje  
31736 |||

Ilmogagoe not found or type unknown Firma: Player Plus doo Adresa: Svetogorska 9  
Telefon: 381 11 3 ... lkynoPwSnU-4b Elektron Power Supply PSU-4b Official power  
supply for Elektron Model:Cycles and Model:Samples Sifra: 19735 Provides a reliable  
5V DC output with 1200mA Kategorija proizovoda: St...  
lang:en **score:22** filesize: 16.12 K page\_count: 1 document date: 2025-06-29





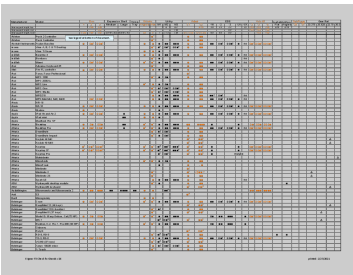


[pdf]

Untitled Big City Rave Dream Installation Notes isotonikstudios |||

Step 1 : Uploading the Rave Dream sound pack 1 Download the Elektron Transfer Software : <https://www.elektron.se/support/7/convertion/transferresources> 2 > Unzip the "Big City - Rave Dream" folder on your hard drive. And follow the transfer instructions : [https://www.elektron.se/wp-content/uploads/2018/09/Transfer-Clear-Manual\\_1\\_250.pdf](https://www.elektron.se/wp-content/uploads/2018/09/Transfer-Clear-Manual_1_250.pdf) Step 2 : Loading the "Rave Dream" project 1 > Download the Elektron Software CE : [https://www.elektron.se/wp-content/uploads/2018/10/Elektron\\_CE\\_367\\_AND\\_405\\_1\\_150.zip](https://www.elektron.se/wp-content/uploads/2018/10/Elektron_CE_367_AND_405_1_150.zip) 2 > Launch "Big City - Rave Dream" folder on your hard drive. 3 > Launch the CE Elektron software and check midi preferences and delay settings via the menu "Configure".

lang:en score:20 filesize: 138.58 K page\_count: 2 document date: 2021-02-04

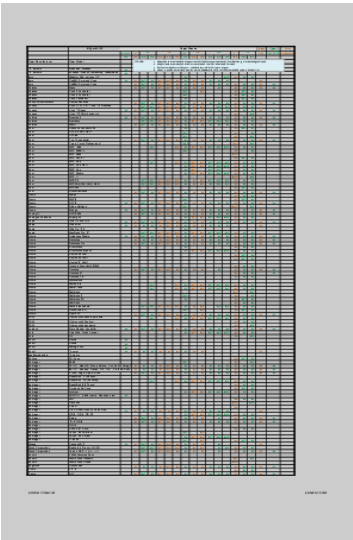


[pdf] Dimension Guide

Fit Check spreadsheet Stand Selector KVgear We ve examined dimensions and photos for hundreds of pieces electronic music gear to determine which stands fit them Download our Stands v 1611899898 cdn shopify s files 1 0536 6946 2201 |||

Manufacturer Model Gear support length, top Gear support length, mid Gear support length, lower B ... Mk I \* Elektron Octatrack Mk II \* Elektron Model:Cycles Elektron Model:Samples Enjoy-Lab REmindER Erica Synths 1x84 Skiff Case \* \* \* Erica Synths ...

lang:en score:15 filesize: 1.05 M page\_count: 5 document date: 2021-02-24



[SynthRISE Adapt Stand Compatibility Guide for Electronic Music Gear](#)

A comprehensive guide detailing the compatibility of various electronic music gear with SynthRISE Adapt stands, including specific model recommendations and fitting notes.

lang:en score:12 filesize: 905.54 K page\_count: 5 document date: 2025-06-25