

manuals.plus /

› [NUBWO](#) /

› [NUBWO U3 Wired Gaming Headset User Manual](#)

NUBWO U3

NUBWO U3 Wired Gaming Headset User Manual

Model: U3



1. PRODUCT OVERVIEW

The NUBWO U3 Wired Gaming Headset is designed for an immersive audio experience across multiple gaming platforms. It features high-quality stereo sound, a noise-canceling microphone, and a comfortable, lightweight design for extended use.



Image: The NUBWO U3 headset, showcasing its over-ear design, adjustable microphone, and in-line volume/mute controls with a 3.5mm audio jack.

Key Features:

- **Universal Compatibility:** Supports PS5, PS4, New Xbox One, PC, Nintendo Switch, Laptop, PSP, Tablet, iPad, Computer, and Mobile Phone.
- **Superior Sound Quality:** High-quality stereo with enhanced bass for clear audio.
- **Noise-Canceling Microphone:** Flexible microphone for clear communication, reducing background noise.
- **Humanized Design:** Soft, skin-friendly leather ear pads and an adjustable headband ensure comfort during long gaming sessions.
- **Adjustable Volume & Mute Control:** Convenient in-line controls for volume adjustment and microphone muting.

2. SETUP INSTRUCTIONS

Follow these steps to connect your NUBWO U3 Gaming Headset to your device.

2.1 Connecting to PC, PS4, PS5, Nintendo Switch, Laptop, Tablet, Mobile Phone:

1. Locate the 3.5mm audio jack on your device.
2. Plug the 3.5mm connector from the NUBWO U3 headset into the audio jack.
3. Ensure the headset is recognized by your device's audio settings. You may need to select the headset as the default input/output device in your system settings.



Image: The NUBWO U3 headset connected to a laptop and a game controller, illustrating multi-device compatibility.

2.2 Connecting to Xbox One (Older Versions):

For older versions of the Xbox One controller that do not have a 3.5mm audio jack, an additional Microsoft Adapter (not included) is required. Connect the headset to the adapter, then connect the adapter to the Xbox One controller.

3. OPERATING INSTRUCTIONS

Utilize the in-line controls and adjustable microphone for optimal performance.

3.1 Volume Control:

The headset features an in-line volume control wheel. Rotate the wheel up to increase volume and down to decrease volume.

3.2 Microphone Mute:

A mute switch is located on the in-line control unit. Slide the switch to mute or unmute the microphone as needed during gameplay or communication.

3.3 Microphone Positioning:

The microphone boom is flexible. Adjust its position to ensure it is close to your mouth for clear voice pickup, while avoiding direct airflow to minimize breath sounds.



Image: A young person wearing the NUBWO U3 headset, highlighting its lightweight and comfortable design during use.

4. MAINTENANCE

Proper care will extend the lifespan and maintain the performance of your headset.

- **Cleaning:** Use a soft, dry cloth to wipe down the earcups and headband. For stubborn dirt, a slightly damp cloth can be used, but ensure no moisture enters the speaker grilles or microphone.
- **Storage:** Store the headset in a clean, dry place away from extreme temperatures and direct sunlight. Avoid wrapping the cable tightly around the headset to prevent damage.
- **Cable Care:** Handle the cable gently. Avoid pulling on the cable to disconnect it from devices; always grasp the plug.

5. TROUBLESHOOTING

If you encounter issues with your NUBWO U3 headset, refer to the following common solutions.

Problem	Possible Cause	Solution
No sound from headset	<ul style="list-style-type: none">• Headset not fully plugged in.• Volume control is too low or muted.• Incorrect audio output device selected on your system.	<ul style="list-style-type: none">• Ensure the 3.5mm jack is securely connected.• Increase the volume using the in-line control and check system volume.• Verify that the NUBWO U3 headset is selected as the default audio output in your device's sound settings.
Microphone not working	<ul style="list-style-type: none">• Microphone mute switch is engaged.• Incorrect audio input device selected on your system.• Microphone positioned incorrectly.	<ul style="list-style-type: none">• Toggle the microphone mute switch on the in-line control.• Verify that the NUBWO U3 headset microphone is selected as the default input device in your device's sound settings.• Adjust the flexible microphone boom closer to your mouth.
Sound quality is poor or distorted	<ul style="list-style-type: none">• Volume set too high, causing distortion.• Loose connection.• Audio source issue.	<ul style="list-style-type: none">• Lower the volume.• Ensure the 3.5mm jack is fully inserted.• Test with a different audio source or device.

6. SPECIFICATIONS

Technical details for the NUBWO U3 Gaming Headset.

- **Model Name:** U3
- **Connectivity Technology:** Wired (3.5mm Jack)
- **Audio Driver Size:** 50mm
- **Frequency Range:** 20 Hz - 20 kHz
- **Sensitivity:** 95 dB

- **Microphone:** Noise-canceling, flexible boom
- **Control Type:** In-line Volume Control, Mute Button
- **Material:** Plastic, Skin-friendly leather ear pads
- **Item Weight:** Approximately 0.38 Kilograms (13.4 ounces)
- **Compatible Devices:** PlayStation 4, PlayStation 5, New Xbox One, PC, Nintendo 3DS, Nintendo Switch, Laptop, PSP, Tablet, iPad, Computer, Mobile Phone, Wii U. (Note: Older Xbox One controllers may require a Microsoft Adapter, not included).

SAFE VOLUME CONTROL


College students
Volume 80% (95db)


Teen
Volume 60% (85db)


Kid
Volume 60% (85db)




Image: An internal view of the headset's 50mm audio driver, illustrating the components responsible for sound




output, alongside indicators for safe volume levels.

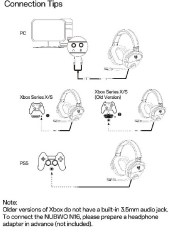


7. WARRANTY AND SUPPORT

For warranty information or technical support, please refer to the documentation included with your product or contact NUBWO customer service through their official website. Keep your purchase receipt for warranty claims.

© 2023 NUBWO. All rights reserved.

Related Documents - U3

 <p>Model: G06-P</p>	<p>NUBWO G06-P Wireless Gaming Headset User Manual and Guide</p> <p>Comprehensive user manual for the NUBWO G06-P Wireless Gaming Headset, covering setup, features, specifications, troubleshooting, and maintenance for PC, PS4, PS5, Xbox, and mobile devices.</p>
	<p>NUBWO G06 Wireless Gaming Headset User Manual</p> <p>This document provides instructions and specifications for the NUBWO G06 Wireless Gaming Headset, compatible with PS4, PS5, PC, and other devices. It details features such as noise cancellation, 2.4GHz ultra-low latency, and soft memory earmuffs.</p>
	<p>NUBWO G06-BT Wireless Headset Quick Guide and Troubleshooting</p> <p>Concise quick start guide and FAQ for the NUBWO G06-BT wireless headset, covering initial setup, connection troubleshooting, and contact information.</p>

	<p>NUBWO N16 Gaming Headset: Connection, Troubleshooting, and Specifications</p> <p>Comprehensive guide to connecting the NUBWO N16 gaming headset to PC, Xbox, and PlayStation consoles, along with troubleshooting tips and detailed product specifications.</p>
	<p>NUBWO N11U USB Gaming Headset User Guide</p> <p>User guide for the NUBWO N11U USB Gaming Headset, detailing package contents, PC and Mac setup, 7.1 Surround Sound features, software requirements, troubleshooting, and customer service information.</p>
	<p>Nubwo N7D User Guide: Setup, Troubleshooting, and Support</p> <p>Comprehensive user guide for the Nubwo N7D headset, covering package contents, setup for PC, Mac, Mobile, and Xbox One, troubleshooting tips, and customer support information.</p>