

[Manuals.plus](#) /

> [Soundcore](#) /

> Soundcore Infini Pro Integrated 2.1 Channel Soundbar with Dolby Atmos and Built-in Subwoofers, TV Surround Sound System with 4K HDR Pass-Through,HDMI Arc,Bluetooth 5 Wireless Music Streaming

Soundcore AK-A3372111

Soundcore Infini Pro Soundbar User Manual

Integrated 2.1 Channel Soundbar with Dolby Atmos and Built-in Subwoofers

PRODUCT OVERVIEW

The Soundcore Infini Pro is an integrated 2.1 channel soundbar designed to elevate your home audio experience with immersive Dolby Atmos technology. Featuring built-in subwoofers and multiple connectivity options, it delivers powerful, room-filling sound for movies, music, and more.



Figure 1: Soundcore Infini Pro Soundbar and included remote control.

This soundbar integrates two front-facing 2.5-inch mid-range drivers, 1-inch tweeters, and dual up-facing 3-inch built-in subwoofers, complemented by symmetrical bass reflex ports and BassUp technology for intense low frequencies.

WHAT'S IN THE BOX

Your Soundcore Infini Pro package includes the following items:

- Soundcore Infini Pro Soundbar
- Remote Control
- AC Power Adapter
- 3.5mm Audio Cable
- Optical Cable
- User Manual

SETUP GUIDE

Follow these steps to set up your Soundcore Infini Pro soundbar for optimal performance.

1. Placement

Place the soundbar on a stable, flat surface in front of your TV. Ensure there are no obstructions in front of the soundbar to allow for optimal sound projection.

MOVING AUDIO



Figure 2: Proper placement of the soundbar in front of your television for optimal audio experience.

2. Connections

The Soundcore Infini Pro offers various input options for connecting to your devices. Refer to Figure 3 for an overview of the rear ports.

MULTIPLE INPUTS



Figure 3: Rear input and output ports of the Soundcore Infini Pro.

- **HDMI ARC:** For the best audio quality and control, connect your TV's HDMI ARC port to the soundbar's HDMI OUT (ARC) port using an HDMI cable. This allows your TV remote to control the soundbar's volume.
- **HDMI In/Out (4K HDR Pass-Through):** Connect your 4K HDR or Dolby Vision compatible device (e.g., Blu-ray player) to the HDMI IN port on the soundbar, then connect the HDMI OUT (ARC) port to your TV's HDMI IN port. This ensures 4K HDR and Dolby Vision signals pass through to your TV.
- **Optical:** Connect the soundbar's TV IN (OPT) port to your TV's optical output using the provided optical cable.

- **AUX In:** Use a 3.5mm audio cable to connect your device's audio output to the soundbar's AUX IN port.
- **Bluetooth 5.0:** For wireless audio streaming, pair your mobile device with the soundbar via Bluetooth.

3. Power On

Connect the AC power adapter to the soundbar's power input and then to a wall outlet. The soundbar will automatically power on or enter standby mode.

OPERATING INSTRUCTIONS

Familiarize yourself with the controls and sound modes of your Soundcore Infini Pro.

1. Top Panel Controls

The top panel of the soundbar features touch-sensitive controls and LED indicators (Figure 4).

INTENSIFIED BASS




Figure 4: Top panel controls and indicators.

- **Power Button:** Press to turn on/off or enter standby mode.
- **Source Button:** Press to cycle through input modes (HDMI, TV, AUX, Bluetooth).
- **Volume Buttons (+/-):** Adjust the master volume level.
- **Input Indicators:** LEDs light up to show the currently selected input source (HDMI, TV, AUX, Bluetooth).
- **Sound Mode Indicators:** LEDs indicate the active sound mode (Movie, Music, Voice, Surround).

2. Remote Control

The included remote control provides full functionality for your soundbar. Ensure the remote has 2 AAA batteries installed.

3. Sound Modes

Optimize your audio experience by selecting one of the predefined sound modes:

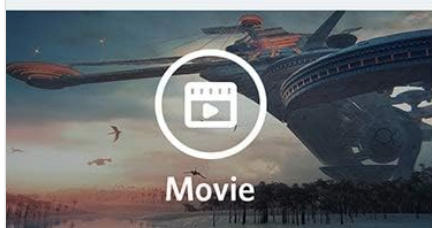


Figure 5: Available sound modes for different content types.

- **Movie Mode:** Enhances bass and dialogue clarity for cinematic experiences.

- **Music Mode:** Optimizes treble for greater depth and three-dimensionality in music.
- **Voice Mode:** Increases clarity and volume level for dialogue, ideal for TV shows and news.
- **Surround Sound:** Activates the Dolby Atmos surround sound experience, providing moving audio from all directions.

The Soundcore Infini Pro features integrated subwoofers for powerful bass. You can adjust the bass level using the dedicated Bass +/- buttons on the remote control.

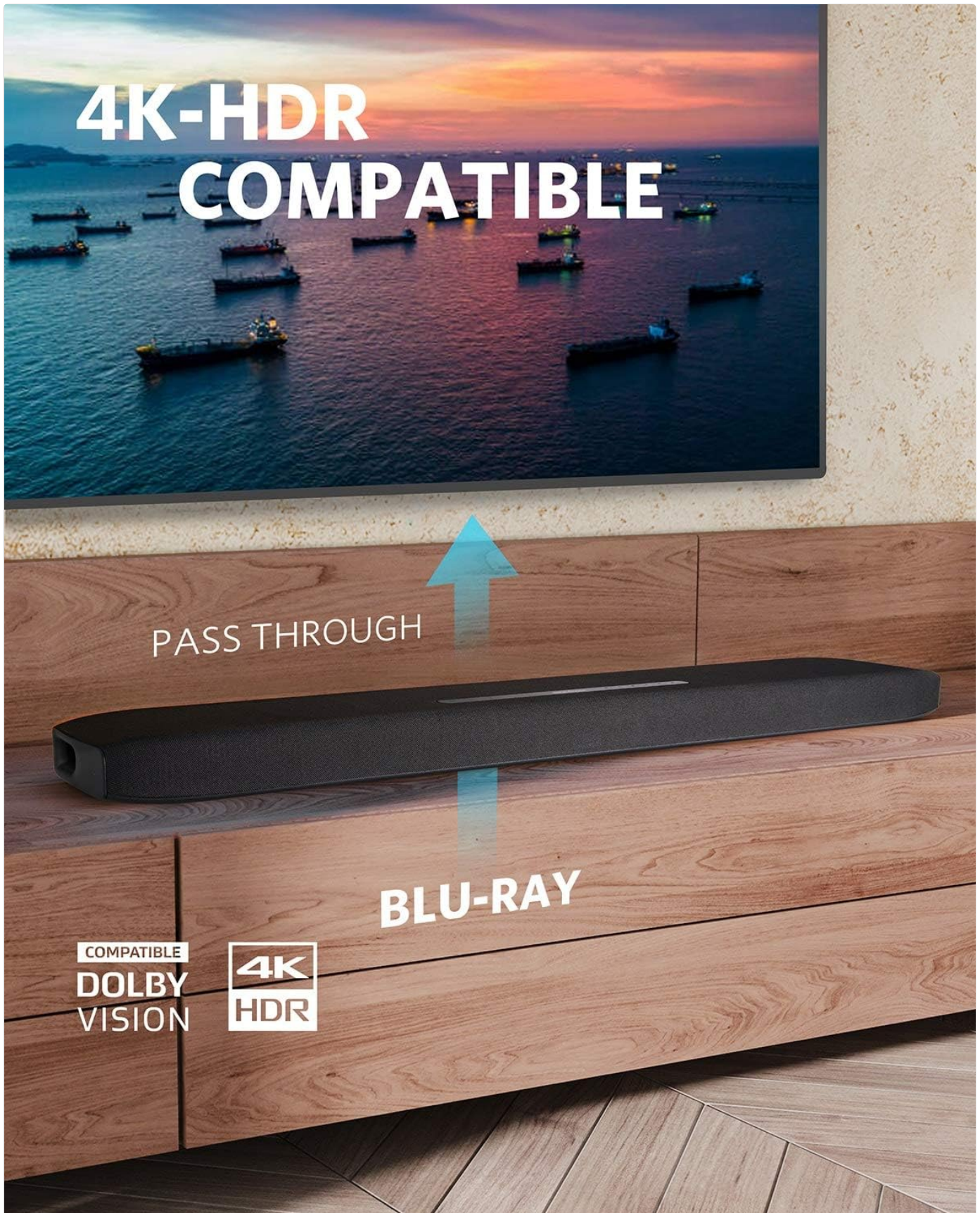


Figure 6: Internal components including dual subwoofers and bass reflex ports.

OPERATING WITH BLUETOOTH

To connect your mobile device via Bluetooth:

1. Press the Source button on the soundbar or remote until the Bluetooth indicator lights up.
2. On your mobile device, enable Bluetooth and search for "Soundcore Infini Pro" in the list of available devices.
3. Select the soundbar to pair. Once connected, the Bluetooth indicator will turn solid blue.

You can now stream music and other audio from your device wirelessly to the soundbar.

MAINTENANCE

To ensure the longevity and optimal performance of your Soundcore Infini Pro, follow these maintenance guidelines:

- **Cleaning:** Use a soft, dry cloth to clean the surface of the soundbar. Avoid using liquid cleaners or abrasive materials.
- **Ventilation:** Ensure the soundbar's vents are not blocked to prevent overheating.
- **Storage:** When not in use for extended periods, store the soundbar in a cool, dry place away from direct sunlight and extreme temperatures.

TROUBLESHOOTING

If you encounter any issues with your Soundcore Infini Pro, refer to the following common problems and solutions:

Problem	Possible Cause	Solution
No sound from soundbar	Incorrect input source selected	Press the Source button to select the correct input.
No sound from soundbar	Cables not connected properly	Ensure all audio cables (HDMI, Optical, AUX) are securely connected.
No sound from soundbar	TV audio output settings incorrect	Check your TV's audio output settings (e.g., set to External Speaker, PCM, or Bitstream).
Remote control not working	Batteries are low or depleted	Replace the AAA batteries in the remote control.
Remote control not working	Obstruction between remote and soundbar	Ensure there is a clear line of sight between the remote and the soundbar's sensor.
Bluetooth pairing issues	Soundbar not in pairing mode	Press and hold the Bluetooth button on the soundbar until the indicator blinks.
Bluetooth pairing issues	Device already connected to another Bluetooth device	Disconnect your device from other Bluetooth connections and try pairing again.

SPECIFICATIONS

Detailed technical specifications for the Soundcore Infini Pro Soundbar:

- **Model Name:** Infini Pro
- **Model Number:** AK-A3372111
- **Speaker Type:** Surround Sound, Subwoofer, Soundbar

- **Surround Sound Channel Configuration:** 2.1
- **Speaker Maximum Output Power:** 300 Watts
- **Subwoofer Diameter:** 3 Inches (Built-in)
- **Connectivity Technology:** HDMI (ARC), Optical, AUX, Bluetooth 5.0
- **Product Dimensions:** 36.61 x 4.72 x 2.4 inches
- **Item Weight:** 7.28 pounds
- **Color:** Black
- **Manufacturer:** Soundcore
- **UPC:** 848061023176

WARRANTY AND SUPPORT

The Soundcore Infini Pro comes with a limited warranty. For detailed warranty information and support, please refer to the official Soundcore website or contact their customer service.

Customer Support: For technical assistance or troubleshooting not covered in this manual, please visit the [Soundcore Store on Amazon](#) or the manufacturer's official support channels.