

Manuals+

[Q & A](#) | [Deep Search](#) | [Upload](#)

manuals.plus /

- › [Hasbro Gaming](#) /
- › [Hasbro Gaming Connect 4 Card Game \(Model 108024\) Instruction Manual](#)

Hasbro Gaming 108024

Hasbro Gaming Connect 4 Card Game Instruction Manual

Model: 108024





Image: Front view of the Hasbro Gaming Connect 4 Card Game packaging. This image displays the game's title, branding, and an illustration of the game's components, indicating it is suitable for ages 6+ and 2-4 players.

INTRODUCTION

This manual provides comprehensive instructions for the Hasbro Gaming Connect 4 Card Game, Model 108024. Please read these instructions carefully before playing to ensure a complete and enjoyable experience. This card game offers a portable and quick-play version of the classic Connect 4 game, suitable for travel and family entertainment.

COMPONENTS

The Hasbro Gaming Connect 4 Card Game package includes the following items:

- 55 Connect 4 Tiles (cards representing game pieces)
- 24 Mission Cards
- Game Rules (printed on separate sheet or within the packaging)



CONNECT 4

CARD GAME

THE CLASSIC 4-IN-A-ROW
GAME—NOW A FAST,
FUN CARD GAME!

Contents

55 CONNECT 4® tiles • 24 Mission cards • game rules

Retain this information for future reference. © 2018 Hasbro, Pawtucket, RI
02861-1059 USA. TM & ® denote U.S. Trademarks.

HASBRO CANADA, LONGUEUIL QC, CANADA J4G 1G2
MADE IN CHINA C-267F



PARENTS:

HASBROGAMING.COM

Image: Back of the Connect 4 Card Game box. This image displays the product's rear packaging, which lists the game's contents: 55 Connect 4 tiles, 24 Mission cards, and game rules. It also shows branding and manufacturing information.



Image: Connect 4 Card Game components. This image shows the various cards included in the game, such as the Connect 4 tiles (red, yellow, green, purple discs) and mission cards, spread out on a surface.

SETUP

1. **Unpack Components:** Carefully remove all cards and game rules from the packaging.
2. **Separate Card Types:** Separate the 55 Connect 4 Tiles from the 24 Mission Cards.
3. **Shuffle Decks:** Shuffle each deck of cards (Connect 4 Tiles and Mission Cards) thoroughly.
4. **Place Decks:** Place the shuffled Connect 4 Tile deck face down in the center of the playing area. Place the shuffled Mission Card deck face down next to it.
5. **Player Seating:** Players should sit around the playing area where all cards are easily accessible.

OPERATING (HOW TO PLAY)

The Connect 4 Card Game is designed for 2-4 players, ages 6 and up. The objective is to be the first player to complete four of your colored discs in a row, either horizontally, vertically, or diagonally, by playing cards that match mission requirements.

Game Flow:

1. **Deal Cards:** Each player draws a starting hand of Connect 4 Tile cards (refer to the specific game rules included in the package for exact hand size).
2. **Draw Mission Card:** On their turn, a player draws one Mission Card.
3. **Complete Mission:** The player attempts to complete the mission on the drawn card by playing Connect 4 Tile cards from their hand. Missions typically involve playing specific colors or patterns of discs.
4. **Place Discs:** Once a mission is completed, the player places the corresponding Connect 4 Tile cards

onto their personal playing area, attempting to form a line of four.

5. **Draw New Tiles:** After completing a mission or if unable to complete one, the player draws new Connect 4 Tile cards to replenish their hand (again, refer to included rules for specifics).
6. **End of Turn:** The turn passes to the next player.

Winning the Game:

The first player to successfully create a line of four of their colored discs (horizontally, vertically, or diagonally) using the Connect 4 Tile cards they have played wins the game.

For detailed rules, including specific mission card instructions and variations, please consult the game rules sheet provided within your product packaging.

MAINTENANCE

- **Storage:** Store all cards and game rules back in their original packaging or a suitable card game box to prevent loss or damage. Keep in a cool, dry place away from direct sunlight.
- **Cleaning:** If cards become dirty, gently wipe them with a dry, soft cloth. Avoid using water or chemical cleaners, as these can damage the card material.
- **Handling:** Handle cards with clean, dry hands to prolong their lifespan and maintain their condition.

TROUBLESHOOTING

- **Missing Components:** If any components are missing upon opening the package, please contact Hasbro Gaming customer support.
- **Unclear Rules:** If any rule is unclear, refer to the official game rules sheet provided. Online resources or community forums for Hasbro Gaming may also offer clarifications.

SPECIFICATIONS

Feature	Detail
Brand	Hasbro Gaming
Model Number	108024
Item Model Number	E7495 (Assorted)
Number of Pieces	1 (game set)
Assembly Required	No
Batteries Required	No
Material Type(s)	Paper
Colour	Assorted
Recommended Age	4 years and up (Manufacturer recommended: 4 years and up)
Product Dimensions	1.91 x 9.19 x 14.3 cm; 14 g
Item Weight	14 Grams

Language	English
Included Components	Cards
Special Features	Portable






Image: Connect 4 Card Game packaging with dimensions. This image illustrates the physical size of the game packaging, showing measurements of 5.8 inches (14 cm) in length, providing a clear indication of its compact and portable nature.




CUSTOMER SUPPORT

For further assistance, inquiries about missing parts, or general support, please visit the official Hasbro Gaming website or contact their customer service department. Contact information is typically found on the product packaging or on the official brand website. You can often find more information and support at:[HasbroGaming.com](https://www.hasbro.com/gaming)

© 2024 Hasbro Gaming. All rights reserved.

Related Documents - 108024

	<p>Perfection Board Game: How to Play and Set Up</p> <p>Instructions and guide for playing the Perfection board game, including setup, single-player mode, and multi-player mode.</p>
	<p>Monopoly: Deadpool Edition - Game Rules and Instructions</p> <p>Official rules and instructions for the Monopoly: Deadpool Edition board game. Learn how to set up, play, buy properties, build headquarters and D-Mansions, and win the game.</p>
	<p>Monopoly Junior: Peppa Pig Edition - Official Game Rules and Instructions</p> <p>Learn how to play Monopoly Junior: Peppa Pig Edition with these official rules and instructions. Discover setup, gameplay, winning conditions, and board space details for this fun family board game.</p>

	<p>Clue: Robbery at the Museum - Game Rules and Instructions</p> <p>Official rules and instructions for the Clue: Robbery at the Museum escape room board game by Hasbro. Learn how to set up, play, and solve the mystery.</p>
	<p>Monopoly: Marvel Studios' Black Panther - Wakanda Forever Edition Rules</p> <p>Official rules and gameplay instructions for Monopoly: Marvel Studios' Black Panther - Wakanda Forever Edition. Learn how to set up, play, and win this property trading game.</p>
	<p>Instrucciones y Guía de Juego del Juguete Elefun Reinvention</p> <p>Guía detallada de instrucciones y juego para el juguete Elefun Reinvention de Hasbro Gaming, incluyendo configuración, cómo jugar y consejos para solucionar problemas.</p>