

T-Mobile Universal Triple-Cut SIM Card Kit

T-Mobile Universal Triple-Cut SIM Card Kit Instruction Manual

Model: Universal Triple-Cut SIM Card Kit

Brand: T-Mobile

1. INTRODUCTION

This instruction manual provides essential information for the proper use and activation of your T-Mobile Universal Triple-Cut SIM Card Kit. This kit includes two authentic T-Mobile SIM cards designed to connect your compatible device to the T-Mobile network for talk, text, and data services.

The SIM cards are engineered with a "triple-cut" design, allowing them to be adjusted to standard, micro, or nano SIM sizes, ensuring compatibility with a wide range of mobile phones and tablets, including older and newer models. These SIM cards utilize GSM technology and are compatible with 3G, 4G, and 4G LTE devices.

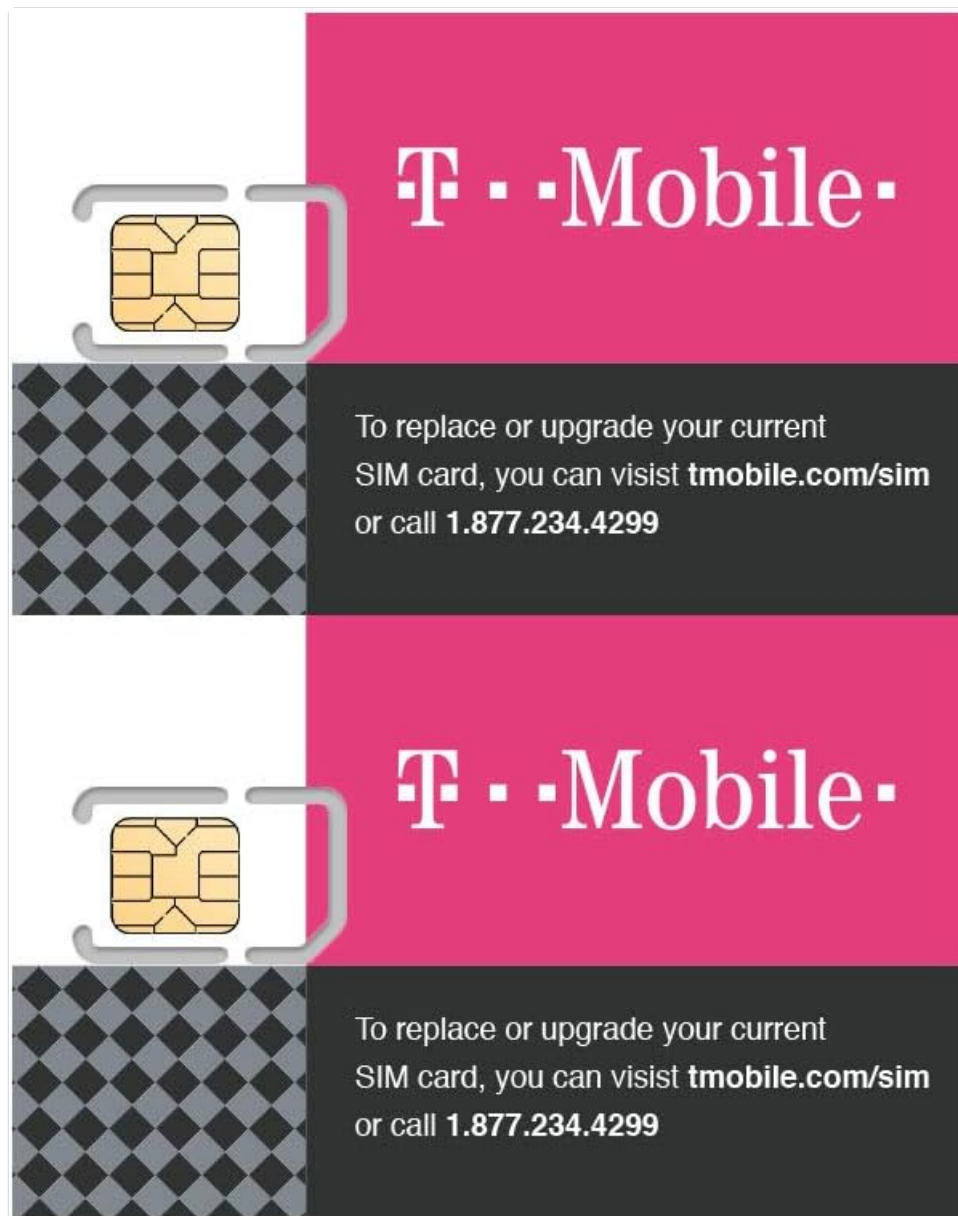


Image 1.1: Overview of the T-Mobile SIM Card Kit, showing the packaging and the two included SIM cards. This kit provides the necessary components to connect your device to the T-Mobile network.



Image 1.2: A closer look at the two T-Mobile SIM cards included in the kit, presented against a background featuring the T-Mobile logo and network coverage map.

2. SETUP AND ACTIVATION

Before using your T-Mobile SIM card, it must be properly sized for your device and activated with T-Mobile service.

2.1 Sizing the SIM Card (Triple-Cut Design)

Your T-Mobile SIM card features a "triple-cut" design, meaning it can be adapted to three different sizes: Standard, Micro, and Nano. Identify the correct SIM card size required by your device before proceeding.

1. **Determine Required Size:** Consult your device's manual or check the existing SIM card slot to identify whether your device uses a Standard, Micro, or Nano SIM.
2. **Punch Out Correct Size:** Carefully punch out the SIM card from its larger frame to match the required size. Apply gentle, even pressure to avoid damaging the SIM card's contacts.
3. **Insert SIM Card:** With the device powered off, insert the correctly sized SIM card into the designated SIM card slot. Ensure it is oriented correctly according to your device's instructions.

Product Advantages



Image 2.1: Illustration demonstrating the "triple-cut" feature of the T-Mobile SIM card, allowing it to be used as a Nano, Micro, or Standard SIM depending on the device's requirements.

2.2 Activating Your SIM Card

These SIM cards are unactivated upon purchase and require activation with T-Mobile. As of July 1st, 2020, these cards are primarily compatible with postpaid cellular service. Contact T-Mobile customer service to activate your SIM card and select a suitable service plan.

- **Contact T-Mobile:** Call T-Mobile customer service or visit their official website for activation. You may find contact information on the SIM card packaging or T-Mobile's official website.
- **Provide Information:** Be prepared to provide the following details to the T-Mobile representative:
 - The **IMEI number** of the device you intend to use the SIM card with. This can usually be found in your device's settings (e.g., About Phone) or by dialing *#06#.
 - The **SIM Card Number (ICCID)** printed on the SIM card itself.
 - The **zip code** where the service will primarily be used.
- **Select Service Plan:** Discuss available postpaid service plans with the T-Mobile representative and choose one that fits your needs.
- **Activation Fee:** Be aware that T-Mobile may charge an activation fee (e.g., \$5) along with the first month's payment for your chosen data plan.

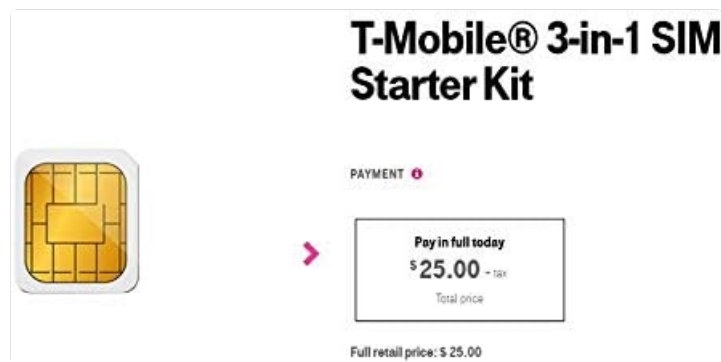


Image 2.2: An example of T-Mobile SIM Starter Kit information, indicating potential activation costs or retail pricing for the SIM card itself.

3. OPERATING YOUR SIM CARD

Once activated, your T-Mobile SIM card enables various cellular services on your compatible device.

- **Talk:** Make and receive phone calls using your assigned T-Mobile number.
- **Text:** Send and receive SMS (Short Message Service) and MMS (Multimedia Messaging Service) messages.
- **Data:** Access the internet via T-Mobile's 3G, 4G, or 4G LTE network, depending on your device's capabilities and network availability.
- **Hotspot:** If your service plan includes hotspot functionality, you can share your device's cellular data connection with other Wi-Fi enabled devices. Refer to your device's settings for hotspot setup instructions.

4. MAINTENANCE

SIM cards are durable but require minimal care to ensure longevity and proper function.

- **Handle with Care:** Avoid bending or creasing the SIM card, as this can damage the internal chip or contacts.
- **Keep Dry:** Protect the SIM card from moisture and liquids. If it gets wet, allow it to dry completely before reinserting it into a device.
- **Clean Contacts:** If necessary, gently wipe the gold-colored contacts on the SIM card with a soft, dry, lint-free cloth. Avoid using abrasive materials or harsh chemicals.
- **Store Safely:** When not in use, store the SIM card in its original plastic frame or a protective case to prevent loss or damage.

5. TROUBLESHOOTING

If you encounter issues with your T-Mobile SIM card, consider the following troubleshooting steps:

- **SIM Not Recognized:**
 - Ensure the SIM card is correctly inserted into the SIM slot and fully seated.
 - Restart your device.
 - Verify that the SIM card is the correct size for your device.
 - Check if the SIM card's gold contacts are clean and free of debris.
- **No Network Signal / Limited Service:**
 - Confirm that your SIM card has been successfully activated by T-Mobile.
 - Check T-Mobile's network coverage in your current location.
 - Ensure your device's cellular data is enabled in settings.
 - Try toggling Airplane Mode on and off.

- **Activation Issues:**

- Double-check that you provided the correct IMEI and SIM card number to T-Mobile during activation.
- Confirm that your device is unlocked and compatible with the T-Mobile GSM network.
- Contact T-Mobile customer service again to verify activation status and troubleshoot further.

If problems persist after attempting these steps, please contact T-Mobile customer support for further assistance.

6. SPECIFICATIONS

Feature	Detail
Product Type	SIM Card Starter Kit
SIM Card Type	Triple-Cut (Standard, Micro, Nano)
Technology	GSM
Network Compatibility	3G, 4G, 4G LTE
Service Provider	T-Mobile
Compatibility	Postpaid cellular service (as of July 1st, 2020)
Contract Requirement	No annual contract for the SIM card itself
Number of Items	2 SIM Cards per pack
Product Dimensions	5 x 1 x 5 inches (packaging)
Item Weight	0.32 ounces
Color	Orange (SIM card carrier)
UPC	647213938593




7. WARRANTY AND SUPPORT

For any questions regarding activation, service plans, network coverage, or technical support related to your T-Mobile SIM card and service, please contact T-Mobile customer service directly.

T-Mobile is responsible for the activation and ongoing service of the SIM card. Specific warranty details for the SIM card itself are typically covered under T-Mobile's general terms of service for new activations.

You can find official T-Mobile support contact information on their website or by dialing 611 from a T-Mobile phone.

Related Documents

<div><div>T-Mobile® Hotspot</div><div>User Guide</div><div></div></div>	<div>T-Mobile Hotspot User Guide: Setup, Features, and Troubleshooting</div> <div>Comprehensive user guide for the T-Mobile Hotspot, covering setup, connecting to the internet, managing settings via the WebUI, troubleshooting common issues, and product specifications.</div>
<div><div>T-Mobile® Hotspot</div><div>User Guide</div><div></div></div>	<div>T-Mobile Hotspot User Guide</div> <div>A comprehensive user guide for the T-Mobile Hotspot, covering setup, connection, management, and troubleshooting.</div>
<div><div>T-Mobile® Hotspot</div><div>User Guide</div><div></div></div>	<div>T-Mobile Hotspot User Guide</div> <div>Comprehensive user guide for the T-Mobile Hotspot, covering setup, connection, settings, troubleshooting, and product specifications.</div>
<div><div>T-MOBILE HOTSPOT®</div><div>User Manual</div></div>	<div>T-Mobile Hotspot User Manual: Setup, Settings, and Troubleshooting</div> <div>Comprehensive user manual for the T-Mobile Hotspot device, covering setup, network access, device settings, troubleshooting, and regulatory information. Learn how to connect devices, manage data, and optimize your mobile broadband experience.</div>