

MAGIX 639191000058

# Acid Music Studio 11 User Manual

**Brand:** MAGIX

**Model:** 639191000058

## 1. INTRODUCTION

Welcome to the user manual for MAGIX Acid Music Studio 11. This software is designed to provide a comprehensive and intuitive platform for music production, combining powerful technology with user-friendly features. It offers unlimited creative freedom for musicians and producers of all levels.

Acid Music Studio 11 leverages the legendary Acid Pro technology, introducing new features and 64-bit support for enhanced performance. Users can create music by utilizing over 2,500 acidized loops, integrating virtual instruments, recording vocals, and applying various audio effects to achieve a polished sound or create unique remixes.

## 2. SYSTEM REQUIREMENTS

Before installing Acid Music Studio 11, ensure your system meets the following minimum requirements:

- **Operating System:** Microsoft Windows 10, Windows 8, or Windows 7
- **Processor:** 1 GHz or faster
- **RAM:** 1 GB (minimum)
- **Sound Card:** Onboard sound card
- **Graphics Card:** Onboard graphics card with minimum resolution 1024 x 768
- **Hard Drive Space:** 400 MB for program installation, plus 5 GB for included instruments and loops
- **Internet Connection:** Required for program registration, validation, and certain program functions.

A one-time registration is required for this program.

## 3. SETUP AND INSTALLATION

Follow these steps to install Acid Music Studio 11 on your computer:

1. **Prepare Your System:** Ensure your computer meets the minimum system requirements listed above. Close all other applications before starting the installation process.
2. **Insert Installation Media or Download:** If you have a physical copy (BOX version), insert the installation disc into your optical drive. If you purchased a digital version, download the installer file from the official MAGIX website or the provided download link.
3. **Run the Installer:**

- For disc installation: The installer should launch automatically. If not, navigate to the disc drive in "My Computer" or "This PC" and double-click the setup file (e.g., *setup.exe* or *install.exe*).
- For digital download: Locate the downloaded installer file (usually in your "Downloads" folder) and double-click it.

4. **Follow On-Screen Prompts:** The installation wizard will guide you through the process.

- Accept the End User License Agreement (EULA).
- Choose the installation directory (default is usually recommended).
- Select components to install (e.g., program files, content libraries).

5. **Complete Installation:** Once the installation is complete, click "Finish" or "Close." You may be prompted to restart your computer.

6. **Product Registration and Activation:** The first time you launch Acid Music Studio 11, you will be prompted to register and activate the software. Follow the instructions to enter your serial number and complete the online registration. An active internet connection is required for this step.

VERSION 11

ACID ▶

# ACID MUSIC STUDIO

Simply creative

Program  
languages:

EN

ES

DE

FR

Figure 3.1: The retail box for Acid Music Studio 11, indicating the software version and creative focus. This image represents the physical product packaging.

## 4. OPERATING INSTRUCTIONS



Acid Music Studio 11 provides a powerful yet intuitive environment for music creation. Here are key aspects of its operation:

## 4.1. Loop-Based Music Production

The core of Acid Music Studio 11 is its legendary loop-based workflow. You can easily drag and drop "acidized" loops onto the timeline, and the software automatically adjusts them to your project's tempo and key. This allows for rapid song construction and experimentation.

- **Accessing Loops:** Browse the extensive library of over 2,500 included acidized loops, categorized by genre (Hip Hop, House, Rock, etc.).
- **Arranging Loops:** Drag loops from the Media Explorer onto tracks in the main timeline. Loops can be stretched, trimmed, and duplicated to build your arrangement.
- **Automatic Tempo and Pitch Matching:** Acid Music Studio automatically matches the tempo and pitch of loops to your project settings, ensuring seamless integration.

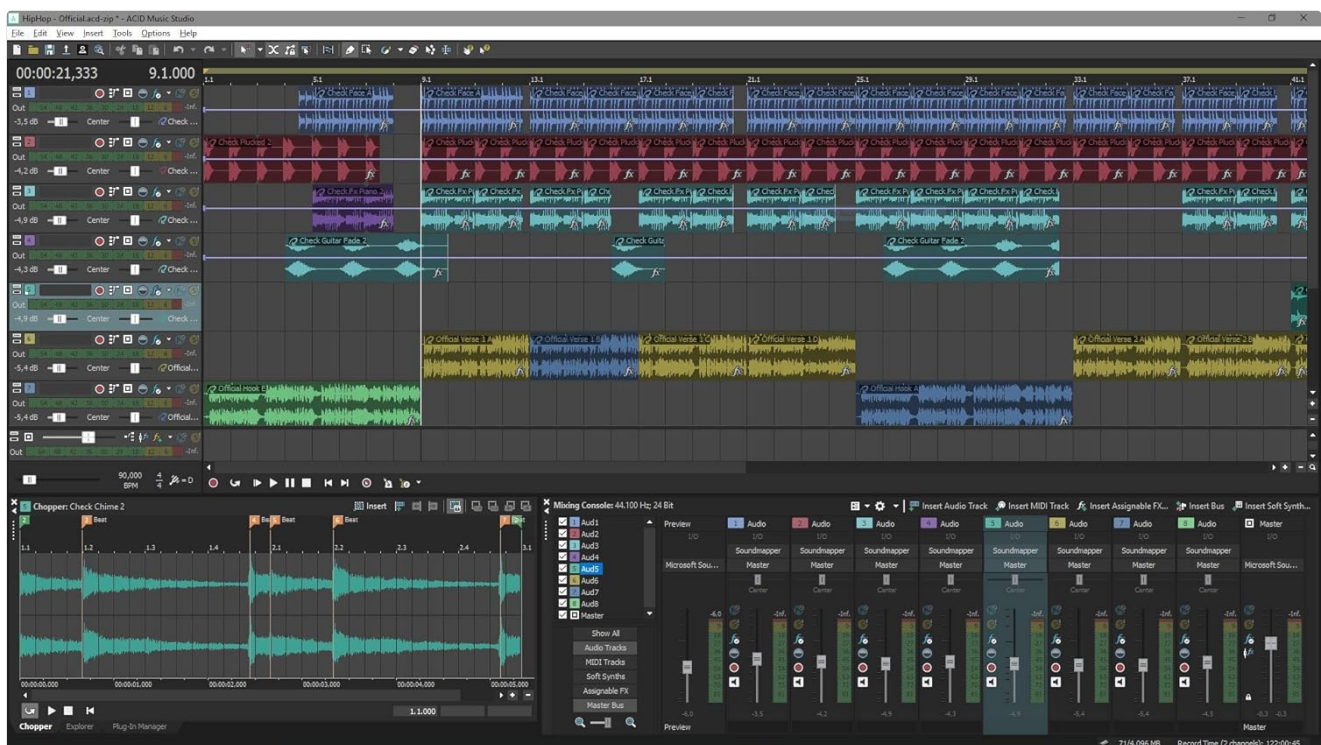


Figure 4.1: A screenshot of the Acid Music Studio 11 main interface, showing multiple audio tracks with waveform displays on the timeline, indicating a complex musical arrangement.

## 4.2. Virtual Instruments and Effects

Expand your sonic palette with the included virtual instruments and effects plug-ins. These allow you to create melodies, harmonies, and add professional polish to your tracks.

- **Virtual Instruments:** Acid Music Studio 11 includes 8 virtual instruments. These can be played using a MIDI keyboard or by programming notes directly into the MIDI editor.
- **Effects Plug-ins:** Apply 6 effects plug-ins to individual tracks or the master output. Effects include reverb, delay, chorus, and more, to shape your sound.
- **Recording:** Record your own vocals or instruments directly into the software, which can then be integrated with loops and virtual instruments.

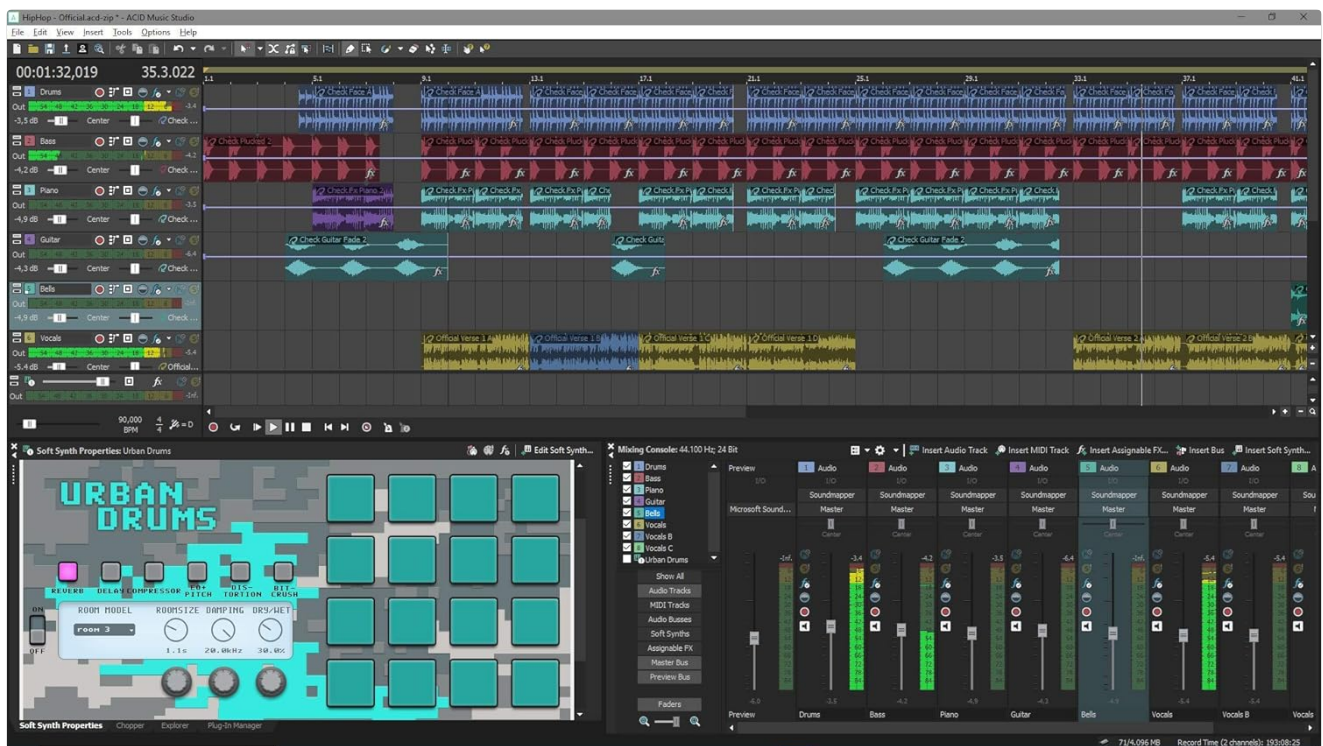


Figure 4.2: This image displays the Acid Music Studio 11 interface with the "Urban Drums" virtual instrument window open, showing a drum machine-style interface for beat creation.



Figure 4.3: A screenshot showing the Acid Music Studio 11 interface with the "Rock Drums" virtual instrument open, featuring a realistic drum kit interface for percussion programming.





Figure 4.4: This image shows the Acid Music Studio 11 interface with the "Concert Grand" virtual instrument open, displaying a piano-style interface for melodic composition.

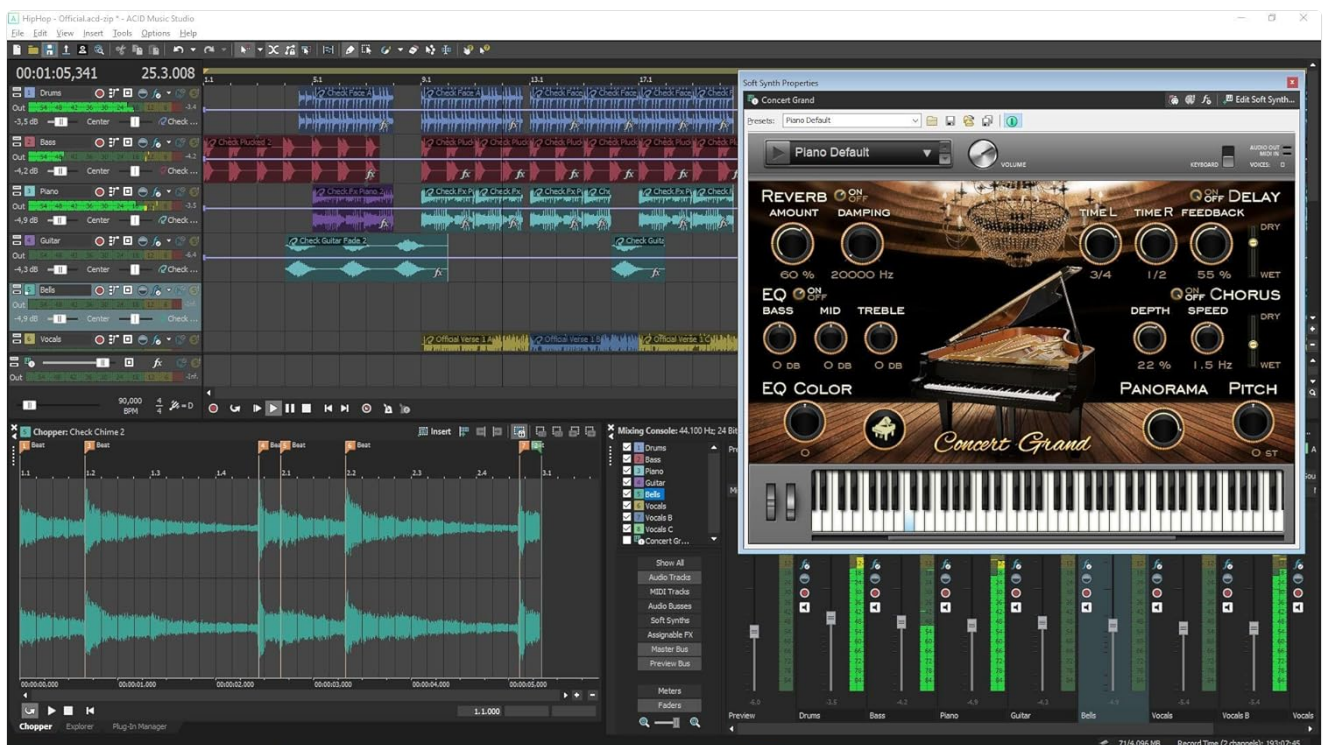


Figure 4.5: A screenshot of the Acid Music Studio 11 interface, highlighting an open effect plugin window, likely a reverb or delay, with various parameters for sound manipulation.

### 4.3. Remixing Tools and 64-bit Support

Acid Music Studio 11 includes premium remixing tools, allowing you to manipulate existing audio with precision. The new 64-bit support enhances performance, enabling larger projects and more complex arrangements without performance bottlenecks.

- **Audio Manipulation:** Utilize tools for time-stretching, pitch-shifting, and beat-mapping to creatively remix tracks.
- **64-bit Architecture:** Benefit from improved memory management and processing power, allowing for more

tracks, effects, and virtual instruments in your projects.

## 5. MAINTENANCE

To ensure optimal performance and stability of your Acid Music Studio 11 software, consider the following maintenance practices:

- **Software Updates:** Regularly check for and install software updates provided by MAGIX. Updates often include bug fixes, performance improvements, and new features. You can usually find update options within the software's "Help" or "About" menu, or on the official MAGIX website.
- **Project Backups:** Regularly save and back up your music projects to an external drive or cloud storage. This protects your work from data loss due to hardware failure or accidental deletion.
- **System Optimization:** Keep your operating system updated and perform regular disk cleanups to free up space. Ensure your audio drivers are up-to-date for best performance.
- **Content Management:** Organize your loops, samples, and project files in a structured manner to easily locate them.

## 6. TROUBLESHOOTING

If you encounter issues while using Acid Music Studio 11, consider the following troubleshooting steps:

- **Software Not Launching:**
  - Ensure your system meets the minimum requirements.
  - Try running the program as an administrator (right-click the shortcut and select "Run as administrator").
  - Reinstall the software if the issue persists.
- **Audio Playback Issues:**
  - Check your audio device settings within Acid Music Studio (Options > Preferences > Audio Device).
  - Ensure your sound card drivers are up-to-date.
  - Verify that your speakers or headphones are properly connected and functioning.
- **Performance Problems (Lag, Crashes):**
  - Close other demanding applications.
  - Ensure you have sufficient RAM and hard drive space.
  - Reduce the number of tracks or effects in your project if it's very complex.
  - Install the latest software updates.
- **Registration/Activation Errors:**
  - Verify your internet connection.
  - Double-check your serial number for typos.
  - Contact MAGIX support if you continue to experience issues.

## 7. SPECIFICATIONS

Detailed specifications for Acid Music Studio 11:

Feature	Detail
---------	--------

Feature	Detail
Software Type	Digital Audio Workstation (DAW)
Platform	Windows (Windows 10   8   7)
Processor Requirement	1 GHz minimum
RAM Requirement	1 GB minimum
Hard Drive Space	400 MB (program), 5 GB (instruments/loops)
Display Resolution	1024 x 768 minimum
Included Loops	Over 2,500 acidized loops
Virtual Instruments	8 included
Effects Plug-ins	6 included
Architecture	64-bit support
Language	Multilingual
Item Model Number	639191000058
Manufacturer	Us Magix Entertainment
Date First Available	May 24, 2018

## 8. WARRANTY AND SUPPORT

MAGIX provides support and warranty information for its software products. For detailed warranty terms and conditions, please refer to the End User License Agreement (EULA) included with your software or visit the official MAGIX website.

For technical assistance, product registration issues, or general inquiries, please contact MAGIX customer support. You can typically find support contact information, FAQs, and knowledge bases on the official MAGIX support portal.




**Official MAGIX Website:** [www.magix.com](http://www.magix.com)


**MAGIX Store on Amazon:** [Visit the MAGIX Store](#)

© 2024 MAGIX. All rights reserved. Product specifications are subject to change without notice.

### Related Documents



	<p><a href="#">MAGIX Digital DJ 2 User Manual and Guide</a></p> <p>Comprehensive guide to MAGIX Digital DJ 2 software, covering user interface, features, setup, mixing techniques, effects, and system requirements. Learn to DJ with this powerful software.</p>
	<p><a href="#">MAGIX Movie Edit Pro 2013: Comprehensive Video Editing Manual</a></p> <p>Explore the features and functionalities of MAGIX Movie Edit Pro 2013, a powerful yet user-friendly video editing software. This manual covers recording, editing, effects, audio manipulation, and exporting your video projects.</p>
	<p><a href="#">MAGIX Independence 3.0 Operation Manual: Ultimate Sampler Workstation Guide</a></p> <p>Explore MAGIX Independence 3.0, the ultimate sampler workstation. This manual guides users through its powerful features, intuitive interface, and extensive capabilities for professional music production, sound design, and composition.</p>



**THE MOST CREATIVE PRODUCTION STUDIO FOR SOUND INNOVATORS IS BACK - AND EASIER THAN EVER**

Become a producer and take full control. ACID Music Studio helps you get started in loop-based music production. It's easy. Simply drop beats on the Timeline and begin. The software accomplishes tasks normally carried out by a professional, so you can concentrate fully on making music. ACID Music Studio accompanies you every step of the way. Compose, edit and mix your tracks like a pro in minutes with the help of integrated tutorial aids.

**HIGHLIGHTS**

- NEW! Modern GUI
- NEW! 64-bit version
- NEW! Professional virtual instruments
- NEW! Professional effects plug-ins
- NEW! Fresh ACIDized Loops



[\[pdf\]](#) User Manual

THE MOST CREATIVE PRODUCTION STUDIO FOR SOUND INNOVATORS IS BACK AND EASIER THAN EVER Become a producer and take full control ACID Music Studio helps 9a4e939b 1fa7 46fe 9cab 17692a61b365 files bbystatic muYXRPcCa5ww8UZORxpLDg |||  
 UPC on terms: **639191000058** Price: 59.99 Content: CD, Manual PDF Packaging: Minibox 190mm x 135mm x 32mm Software languages: DE, EN, ES, FR Packaging languages: EN Available from: 01/21/2019 UPC on terms THE MOST CREATIVE PRODUCTION STUDIO FOR SOUND INNOVATORS IS BACK AND EASIER THAN...

lang:en score:21 filesize: 737.33 K page\_count: 3 document date: 0000-00-00