

[manuals.plus](#) /

› [SoundMAGIC](#) /

› [SoundMAGIC E11BT Neckband Bluetooth Headphones Wireless Earphones HiFi Stereo in Ear Headset with Microphone Noise Isolating Sports Earbuds Long Playtime Black](#)

## SoundMAGIC E11BT

# SoundMAGIC E11BT Neckband Bluetooth Headphones User Manual

Model: E11BT

## INTRODUCTION






Thank you for choosing the SoundMAGIC E11BT Neckband Bluetooth Headphones. These wireless earphones are designed to provide a high-fidelity stereo audio experience with the convenience of Bluetooth connectivity. Featuring a comfortable neckband design, noise isolation, and a built-in microphone, the E11BT is ideal for daily use, sports, and travel. This manual provides detailed instructions on how to set up, operate, and maintain your headphones to ensure optimal performance and longevity.

## WHAT'S IN THE BOX

- SoundMAGIC E11BT Neckband Bluetooth Headphones
- USB Charging Cable
- Bowl-shaped silicone eartips (S/M/L sizes)
- Carry Pouch

# Easy to Pairing Enjoy Fantastic Music for All Day

Turn on the E11BT earphone, search and select the "E11BT" on your Bluetooth device to finish pairing. They will automatically connect for the next time use, take you quickly into the music world

-  280h Standby time
-  200mAh battery
-  2h charging
-  20h Continuous playback music
-  2h Continuous talk time

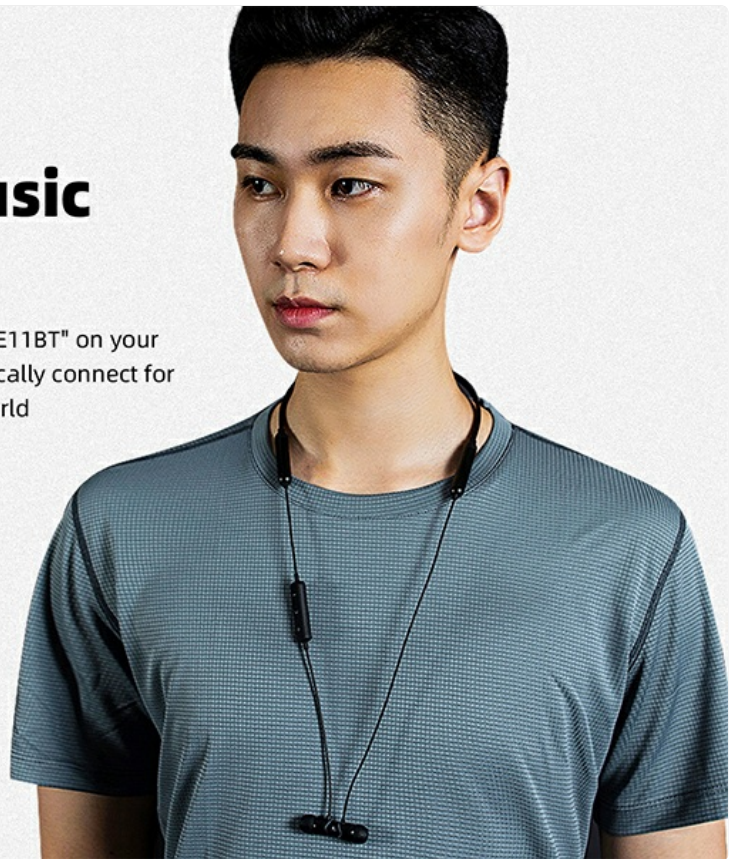


Figure 1: Included Accessories

## PRODUCT OVERVIEW

The SoundMAGIC E11BT headphones feature a lightweight neckband design for comfortable, all-day wear. The earbuds are crafted from full-aluminum housing for durability and incorporate a magnetic design to prevent tangling and loss when not in use.



Figure 2: SoundMAGIC E11BT Headphone Layout

### Key Components:

- **Neckband:** Flexible and skin-friendly, designed for secure and comfortable fit around the neck.
- **Earbuds:** In-ear design with 10mm dynamic drivers for high-fidelity audio. Feature magnetic backs for convenient storage.
- **Inline Remote Control:** Located on the cable, provides access to volume, playback, and call functions. Includes a built-in HD microphone.
- **Micro-USB Port:** For charging the headphones.

# 60 HOURS PLAYTIME

\*2 hrs for a Full Charge



Figure 3: Inline Remote Control and Microphone

The E11BT utilizes a Qualcomm Chip QCC3034 and Bluetooth 5.0 for a super stable connection, lower power consumption, and a more stable signal, ensuring faster and stronger wireless connectivity.

# Comfortable and Durable





Figure 4: Internal Chipset for Stable Connection

The 10mm dynamic drivers deliver a balanced audio profile with fine detail and warm bass, supporting AAC, SBC, and aptX-HD codecs for high-fidelity sound.

# POWER DEEP BASS



Figure 5: Earbud Driver Components

The ergonomic design ensures a secure fit, while the lightweight neckband provides maximum comfort for all-day wear.



# ERGONOMIC SECURE FIT AND COMFORTABLE

\*No matter what movement, the ergonomic angle will keep the earbuds stay in your ear securely



Figure 6: Ergonomic Secure Fit

# LIGHTWEIGHT COMFORT

\*Soft neckband for maximum comfort  
bringing your an all-day comfortable feeling



Figure 7: Lightweight Comfort

The earbuds feature a magnetic design, allowing them to securely connect when not in use, preventing tangles and making them easy to store.



# MAGNETIC DESIGN

\*Avoid losing your earbuds



Figure 8: Magnetic Earbud Design

## SETUP

### 1. Charging the Headphones

Before first use, fully charge your E11BT headphones. A full charge takes approximately 2 hours and provides up to 48 hours of continuous playback.

1. Locate the Micro-USB charging port on the inline remote control.
2. Connect the provided USB charging cable to the Micro-USB port on the headphones.
3. Connect the other end of the USB cable to a USB power source (e.g., computer USB port, USB wall adapter).
4. The LED indicator on the remote will show charging status (e.g., red for charging, blue for fully charged).



# SoundMAGIC E11BT

Bluetooth Neckband Earbud with Mic

- 1. Super stable connection
- 2. Amazing Hi-Fi sound
- 3. 48Hrs playback time
- 4. Easy to pairing
- 5. High quality aluminium components
- 6. Soft neckband for maximum comfort



Figure 9: Charging and Battery Life

## 2. Pairing with a Bluetooth Device

The E11BT headphones are easy to pair with your smartphone, tablet, or other Bluetooth-enabled devices.

1. Ensure the headphones are turned off.
2. Press and hold the multi-function button (usually the middle button on the remote) for approximately 5-7 seconds until the LED indicator flashes red and blue alternately, indicating pairing mode.
3. On your Bluetooth device, go to the Bluetooth settings and enable Bluetooth.
4. Search for available devices. You should see "E11BT" in the list.
5. Select "E11BT" to connect. Once connected, the LED indicator on the headphones will flash blue slowly, and you may hear a confirmation tone.
6. For subsequent uses, the headphones will automatically connect to the last paired device when turned on, if Bluetooth is enabled on the device.

# High Quality Microphone

Built-in HD microphone and remote for hands-free calls and a full music control.

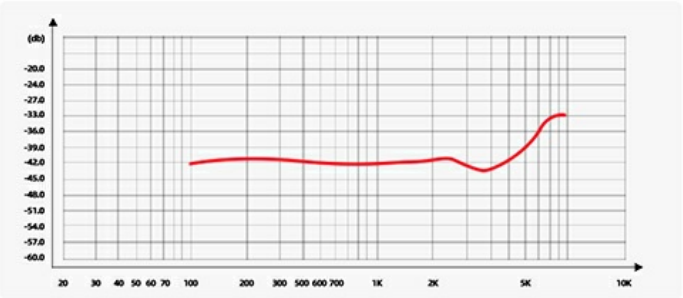


Figure 10: Easy Pairing Process

## OPERATING INSTRUCTIONS

The inline remote control allows you to manage music playback and phone calls conveniently.

Function	Button Action	Description
Power On	Press and hold Multi-function button	Turns the headphones on.
Power Off	Press and hold Multi-function button	Turns the headphones off.
Play/Pause	Press Multi-function button once	Plays or pauses music playback.
Next Track	Double press Volume + button	Skips to the next song.
Previous Track	Double press Volume - button	Skips to the previous song.
Volume Up	Press Volume + button once	Increases the volume.
Volume Down	Press Volume - button once	Decreases the volume.
Answer/End Call	Press Multi-function button once	Answers an incoming call or ends an active call.
Reject Call	Press and hold Multi-function button	Rejects an incoming call.

## MAINTENANCE

Proper maintenance ensures the longevity and optimal performance of your SoundMAGIC E11BT headphones.

- **Cleaning:** Regularly clean the earbuds and eartips with a soft, dry, lint-free cloth. For stubborn dirt, slightly dampen the cloth with water. Do not use harsh chemicals or abrasive materials.
- **Eartips:** Remove and clean the silicone eartips periodically with mild soap and water. Ensure they are completely dry before reattaching them to the earbuds.
- **Storage:** When not in use, store the headphones in the provided carry pouch to protect them from dust, dirt, and physical damage. The magnetic earbuds help keep them neatly together.
- **Avoid Extreme Conditions:** Do not expose the headphones to extreme temperatures, humidity, or direct sunlight. While the product is listed as "Waterproof" in specifications, it's generally best to avoid prolonged exposure to water or sweat to prevent damage.
- **Charging:** Only use the provided charging cable or a certified equivalent. Avoid overcharging the battery.

## TROUBLESHOOTING

---

If you encounter any issues with your SoundMAGIC E11BT headphones, refer to the following common problems and solutions.

### No Power / Cannot Turn On

- Ensure the headphones are fully charged. Connect them to a power source and allow at least 30 minutes for charging before attempting to power on.

### Cannot Pair with Device

- Make sure the headphones are in pairing mode (LED flashing red and blue alternately).
- Ensure Bluetooth is enabled on your device and it is within 10 meters (33 feet) of the headphones.
- Turn off Bluetooth on your device, then turn it back on.
- Delete "E11BT" from your device's Bluetooth list and attempt to pair again.
- Restart both your device and the headphones.

### Sound is Distorted or Intermittent

- Ensure the headphones are within the Bluetooth range of your device and there are no significant obstacles (walls, large metal objects) between them.
- Check for interference from other wireless devices (Wi-Fi routers, other Bluetooth devices).
- Adjust the volume on both the headphones and your connected device.
- Try pairing the headphones with a different device to determine if the issue is with the headphones or the original device.

### Microphone Not Working

- Ensure the headphones are properly connected to your device.
- Check your device's audio input settings to ensure the E11BT is selected as the microphone source.
- Clean the microphone opening on the inline remote to ensure it's not obstructed.

## SPECIFICATIONS

---

Feature	Detail
Model Name	E11BT
Brand	SoundMAGIC
Connectivity Technology	Wireless (Bluetooth)



Feature	Detail
Wireless Communication Technology	Bluetooth 5.0
Bluetooth Range	10 Meters
Audio Driver Type	Dynamic Driver (10mm)
Frequency Range	20 Hz - 20,000 Hz
Impedance	42 Ohm
Noise Control	Sound Isolation
Battery Life	48 Hours (Playback)
Charging Time	2 Hours
Material	Aluminum
Item Weight	27 Grams (0.952 ounces)
Product Dimensions	1.57 x 5.91 x 4.72 inches
Water Resistance Level	Waterproof
Included Components	Cable (USB Charging Cable), Eartips

## WARRANTY AND SUPPORT



SoundMAGIC products are manufactured to high quality standards. For information regarding warranty coverage and customer support, please refer to the warranty card included with your product or visit the official SoundMAGIC brand store online.





**SoundMAGIC Brand Store:** <https://www.amazon.com/stores/SoundMAGIC/page/83BFF87E-6E4C-4C7A-BC8F-E3DDADB50246>

For further assistance, please contact SoundMAGIC customer service through their official channels.

© 2024 SoundMAGIC. All rights reserved.

## Related Documents - E11BT

	<a href="#">SoundMAGIC T80BT ANC Wireless Noise Canceling Headphones User Manual</a> Comprehensive user manual for the SoundMAGIC T80BT ANC wireless noise-canceling in-ear headphones, covering setup, operation, features like ANC and ambient sound modes, troubleshooting, and technical specifications.
	<a href="#">SoundMAGIC T60BT True Wireless Earphones User Manual</a> This user manual provides instructions for the SoundMAGIC T60BT True Wireless Earphones, covering setup, operation, features, troubleshooting, and specifications. Learn how to pair, play music, manage calls, and charge your T60BT earphones.

	<p><a href="#">SoundMAGIC P60BT ANC Wireless Noise Cancelling Stereo Headphones User Manual</a></p> <p>User manual for SoundMAGIC P60BT ANC wireless stereo headphones, covering features like noise cancellation, voice assistant, connectivity, charging, troubleshooting, and technical specifications. Includes precautions and package contents.</p>
	<p><a href="#">Comply Foam Tips Tx-Series Compatibility Guide</a></p> <p>Find compatible earphone models for Comply Foam Tips Tx-Series. This guide lists compatibility for Tx-100, Tx-200, Tx-400, and Tx-500 series with numerous audio brands and their respective models.</p>
	<p><a href="#">Comply Foam Tips Compatibility Guide: Find Your Perfect Earphone Fit</a></p> <p>Discover compatible earphone models for Comply Foam Tips S-Series. This guide helps users find the right fit to enhance their audio experience with various brands and models.</p>
	<p><a href="#">Comply Premium Earphone Tips Compatibility Guide</a></p> <p>Find the perfect Comply Premium Earphone Tips for your audio devices. This guide lists compatible earphone models for Comply tip sizes 100, 200, 400, and 500.</p>

## Documents - SoundMAGIC – E11BT



### [\[pdf\]](#) User Manual Guide

Mariusz Bartnicki soundmagic e11bt guide PL manual superata |||

**INSTRUKCJA OBSŁUGI SŁUCHAWKI BEZPRZEWODOWE SoundMAGIC E11BT**

www.soundmagic.pl V1.5 rodki ostronoci 1. Jakiegolwiek uywanie sluchawek niezgodne z ich przeznaczeniem i/lub nieautoryzowane naprawy, demonta, czy prby modyfikacji mog skutkowa ich uszkodzeniem oraz uniewianiaj gwarancj. 2. Nie uywaj i ...

lang:pl **score:68** filesize: 316.11 K page\_count: 6 document date: 2021-12-01




### [\[pdf\]](#) User Manual Specifications

E11BT 1 15 E11BT UserMan Shenzhen SoundMAGIC Technology Development Co LTD Bluetooth Earphone A6B A6BE11BT e11bt

**E11BT** Bluetooth Earphone User manual SoundMAGIC Group Marketing Hongkong SoundMAGIC Technology Development Co.,LTD Shenzhen SoundMAGIC Technology Development Co.,LTD R D and Manufacture Dongguan Nianrui Electronic Technology Co.,LTD Fulong Industry Road 8,Fulong Community Shipai Town,Donggua...

lang:en **score:43** filesize: 1.53 M page\_count: 21 document date: 2018-11-06




[pdf] Specifications Declaration of Conformity

Antenna Specification Daniela Eckert 17 E11BT AntSpec Shenzhen SoundMAGIC Technology Development Co LTD Bluetooth Earphone A6B A6BE11BT e11bt

Declaration concerning Antenna Specification It is hereby declared that the product Model No.: **E11BT** FCC ID: A6B-**E11BT** fulfills the requirement in FCC test relating to the antenna type. The device specified above confirms to the FCC recommendations for internal antenna type s described below: T...

lang:tl score:38 filesize: 22.09 K page\_count: 1 document date: 2018-11-06




[pdf] Label

USER 06 07 E11BT LabelSmpl Loc Shenzhen SoundMAGIC Technology Development Co LTD Bluetooth Earphone A6B A6BE11BT e11bt

FCC ID Label Location FCC ID: A6B-**E11BT** ...

lang:tl score:27 filesize: 257.21 K page\_count: 1 document date: 2018-11-02




[pdf]

USER 18 E11BT RFExp Shenzhen SoundMAGIC Technology Development Co LTD Bluetooth Earphone A6B A6BE11BT e11bt

...

lang:tl score:16 filesize: 235.81 K page\_count: 1 document date: 2018-11-06




[\[pdf\]](#) Product Photos Teardown

Administrator 09 E11BT IntPho Shenzhen SoundMAGIC Technology Development Co LTD Bluetooth Earphone A6B A6BE11BT e11bt

Internal Photos OPEN VIEW OF EUT VIEW OF BATTERY-1 VIEW OF BATTERY-2 INTERNAL VIEW OF EUT-1 INTERNAL VIEW OF EUT-2 INTERNAL VIEW OF EUT-3 ...

lang:tl **score:16** filesize: 752.15 K page\_count: 4 document date: 2018-11-02

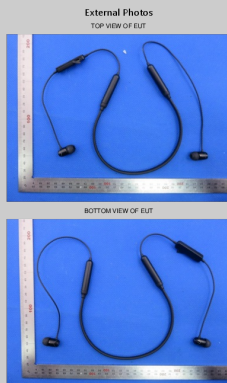


[\[pdf\]](#) Product Photos

Administrator 10 E11BT TSup Shenzhen SoundMAGIC Technology Development Co LTD Bluetooth Earphone A6B A6BE11BT e11bt

Test Setup Photos FCC RADIATED EMISSION TEST SETUP ...

lang:tl **score:16** filesize: 420.56 K page\_count: 2 document date: 2018-11-02



[\[pdf\]](#) Product Photos

Administrator 08 E11BT ExtPho Shenzhen SoundMAGIC Technology Development Co LTD Bluetooth Earphone A6B A6BE11BT e11bt

External Photos TOP VIEW OF EUT BOTTOM VIEW OF EUT FRONT VIEW OF EUT BACK VIEW OF EUT LEFT VIEW OF EUT RIGHT VIEW OF EUT VIEW OF EUT PORT ...

lang:tl **score:16** filesize: 807.67 K page\_count: 4 document date: 2018-11-02





## FCC TEST REPORT

Test report  
On Behalf of  
ShenZhen SoundMAGIC Technology Development Co.,  
LTD  
For  
Bluetooth Earphone  
Model No.: E11BT  
FCC ID: A6B-E11BT

Prepared for: ShenZhen SoundMAGIC Technology Development Co., LTD  
1015F Building A, Wodonglong Business, Meilong Road No.2123, Gonghua  
Community, Longhua District, Shenzhen China

Prepared By: Shenzhen HJMAK Testing Technology Co., Ltd.  
1F, B2 Building, Jiantang Zhongcheng Zhizao Innovation Park, Futai Street,  
Bao'an District, Shenzhen City, China

Date of Test: Oct. 13, 2018 - Oct. 29, 2018  
Date of Report: Oct. 31, 2018  
Report Number: HK181023133E

[\[pdf\]](#)

Measurement Report Kent 14 E11BT TestRpt Shenzhen SoundMAGIC Technology Development Co LTD  
Bluetooth Earphone A6B A6BE11BT e11bt

...

lang:tl score:16 filesize: 2.75 M page\_count: 59 document date: 2018-11-06