

Manuals+

[Q & A](#) | [Deep Search](#) | [Upload](#)

manuals.plus /

- › [XP Metal Detectors](#) /
- › [XP Deus II Metal Detector Handbook - Comprehensive User Guide](#)

XP Metal Detectors Deus II

XP Deus II Metal Detector Handbook - Comprehensive User Guide

INTRODUCTION TO THE XP DEUS II METAL DETECTOR

This manual serves as a comprehensive guide to mastering the XP Deus II Metal Detector, drawing insights from Andy Sabisch's acclaimed handbook. It is designed to help users quickly understand and utilize the advanced features of this flagship detector, incorporating proven tips and techniques from experienced detectorists and the XP team.




Image: Cover of "The XP Deus Metal Detector Hand Book by Andy Sabisch". This handbook provides detailed instructions and tips for operating the XP Deus II.

Key Learning Points from the Handbook:

- Understand each control and feature, and how to adjust them for various conditions.
- Learn proven tips and techniques from veteran detectorists.
- Discover accessories that can enhance your detecting success.

- Explore innovative methods for using the Deus II in shallow water to find gold jewelry, old coins, and relics.
- Optimize your detector's performance through correct adjustments.

PRODUCT OVERVIEW: XP DEUS II METAL DETECTOR

The XP Deus II is a technologically advanced metal detector designed for versatile treasure hunting. It features multi-frequency operation, waterproof capabilities, and a lightweight, ergonomic design. This section provides a general overview of its core functionalities.

Your browser does not support the video tag.

Video: XP DEUS II RC metal detector quick presentation. This video provides a brief introduction to the key features and design of the Deus II remote control unit.

Your browser does not support the video tag.

Video: XP DEUS 2 - Only One Metal Detector Makes Everything Possible. This video highlights the versatility and comprehensive capabilities of the Deus II system.

COMPONENTS

The XP Deus II system consists of several key components that work together wirelessly to provide a seamless detecting experience.

S-Telescopic Stem:

The patented S-Telescopic Stem offers advantages in comfort and ergonomics, allowing for longer detecting sessions with less fatigue. Its design contributes to the overall lightweight nature of the detector.

Your browser does not support the video tag.

Video: What Makes the DEUS 2 Unique? #7 - S-Telescopic Stem. This video demonstrates the features and benefits of the S-Telescopic stem design.

WS6 Puck and Headphones:

The WS6 puck serves as a compact control unit, often integrated into wireless headphones. It provides essential controls and display for managing detector settings without the need for a separate remote control unit.

FMF Coils:

The Fast Multi Frequency (FMF) coils are central to the Deus II's performance, offering a wide range of frequencies for various detecting conditions and target types. Different coil sizes are available to suit specific needs.

XTRem Hunter Coil:

The XTRem Hunter coil is designed for deep-seeking capabilities, allowing for detection of targets at greater depths.

Your browser does not support the video tag.

Video: What Makes the DEUS 2 Unique? #10 - XTRem Hunter. This video showcases the deep-seeking capabilities and stability of the XTRem Hunter coil.

SETUP

Setting up your XP Deus II involves assembling the shaft, attaching the coil, and pairing the wireless components. The modular design allows for quick changes between coils.

Changing Coils:

The Deus II allows for quick and easy coil changes, adapting the detector to different search environments and target requirements.

Your browser does not support the video tag.

Video: Quickly change the coil on your XP Metal Detector. This video demonstrates the simple process of swapping out search coils on the XP Deus II.

OPERATING THE XP DEUS II

The XP Deus II offers intuitive controls and a clear display for efficient operation. The WS6 puck, when used as a master control, provides access to all essential settings.

Powering On and Menu Navigation (WS6 Puck):

To power on the WS6 puck, press the minus button. The unit will automatically connect to the coil. Use the plus and minus buttons to navigate through the menu options. The settings button allows for adjustments to general settings like contrast and volume, while the menu button provides access to specific program parameters.

MAINTENANCE

Proper maintenance ensures the longevity and optimal performance of your XP Deus II Metal Detector.

- **Cleaning:** After each use, especially in wet or sandy conditions, wipe down all components with a damp cloth. Ensure the charging ports are clean and dry before charging.
- **Storage:** Store the detector in a cool, dry place away from direct sunlight and extreme temperatures. Disassemble the shaft if storing for extended periods to prevent stress on components.
- **Battery Care:** Charge batteries regularly, even during periods of non-use, to maintain battery health. Avoid fully discharging the batteries frequently.

TROUBLESHOOTING

If you encounter issues with your XP Deus II, refer to the following common troubleshooting tips:

- **No Power:** Ensure batteries are fully charged and correctly inserted. Check all connections for the remote control, WS6 puck, and coil.
- **No Signal/False Signals:** Perform a ground balance in your current search area. Reduce sensitivity settings if experiencing excessive false signals. Check for electromagnetic interference from power lines or other electronic devices.
- **Coil Not Connecting:** Ensure the coil is properly attached and selected in the menu. Re-pair the coil with the control unit if necessary.
- **Water Leakage:** If using underwater, ensure all seals and caps are securely fastened. If a leak occurs, immediately power off the device and contact support.

For further assistance, consult the detailed handbook or contact XP Metal Detectors customer support.

SPECIFICATIONS

Feature	Detail
Brand	XP Metal Detectors



Model	Deus II
Weight (Item)	1.19 pounds (for the book, detector weight varies by configuration)
Material	Metal (for detector components)
Power Source	Battery Powered
Adjustable Length	Yes (S-Telescopic Stem)
Recommended Uses	Metal Detection
Waterproof Depth	Up to 20 meters (66 feet)
Frequency	Fast Multi Frequency (FMF)

WARRANTY AND SUPPORT

XP Metal Detectors offers a comprehensive warranty and dedicated customer support for the Deus II Metal Detector.

- Warranty:** The XP Deus II Metal Detector typically comes with a 5-year warranty, covering manufacturing defects and ensuring long-term reliability. Please refer to your product's specific warranty card for full terms and conditions.
- Customer Support:** For technical assistance, troubleshooting, or warranty claims, please contact XP Metal Detectors directly through their official website or authorized dealers.

Related Documents - Deus II

	<p>XP DEUS II Metal Detector User Manual</p> <p>Discover the XP DEUS II, a revolutionary wireless, multi-frequency metal detector offering advanced features for land and sea. Explore its FMF technology, ergonomic design, and versatile programs for an unparalleled detecting experience.</p>
	<p>XP DEUS II Metal Detector: Explore Like Never Before</p> <p>Discover the revolutionary XP DEUS II metal detector, featuring Fast Simultaneous Multi Frequency (FMF) technology for unparalleled performance. This guide covers its features, configurations, and practical use for both land and underwater detecting.</p>



[XP DEUS II WS6 MASTER Metal Detector User Manual](#)

Discover the advanced features of the XP DEUS II WS6 MASTER metal detector with this comprehensive user manual. Learn about its revolutionary FMF® Fast Multi Frequency technology, fully wireless operation, ergonomic design, and waterproof capabilities for all terrains.



[XP XTREM HUNTER Metal Detector User Manual](#)

Comprehensive user manual for the XP XTREM HUNTER metal detector, detailing its features, assembly, operation, settings, and specifications for deep seeking metal detection. Covers comparison with conventional detectors, parts list, step-by-step assembly, key operating points, interface details, menu settings, and technical specifications.



[XP XTREM HUNTER Accessory User Manual - Deep Seeking Metal Detector Guide](#)

Detailed user manual for the XP XTREM HUNTER, an advanced accessory for the DEUS II metal detector. Learn about its FMF technology, deep target detection, assembly, operation, interface, and specifications for professional and hobbyist use.



[XP DEUS II Metal Detector: Fast Simultaneous Multi Frequency User Manual](#)

Discover the XP DEUS II, a revolutionary wireless metal detector featuring Fast Simultaneous Multi Frequency (FMF) technology. Explore land and sea with its advanced features, ergonomic design, and unparalleled performance. This user manual provides comprehensive guidance.