Manuals+
Q & A | Deep Search | Upload

Intel SR338

Intel Core i7-7700 Desktop Processor User Manual

Model: SR338

Brand: Intel

1. Introduction

This manual provides essential information for the installation, operation, maintenance, and troubleshooting of your Intel Core i7-7700 Desktop Processor. This product is a renewed item, offering reliable performance for compatible systems. Please read this manual thoroughly before installation to ensure proper setup and optimal performance.

2. Product Overview

The Intel Core i7-7700 is a high-performance desktop processor featuring Intel UHD Graphics 630. It is designed to deliver robust computing power for a wide range of applications.

Key Features:

- **4 Cores / 8 Threads:** Enables efficient multitasking and demanding applications.
- **Clock Speed:** 3.60 GHz base frequency, up to 4.20 GHz Max Turbo Frequency.
- **Cache:** 8 MB Intel Smart Cache for faster data access.
- **Socket Compatibility:** Designed for FCLGA1151 sockets.
- **Memory Support:** Supports up to 64 GB of DDR4-2133/2400 and DDR3L-1333/1600 memory at 1.35V.
- **Chipset Compatibility:** Compatible only with Motherboards based on Intel 100 or 200 Series Chipsets.
- **Integrated Graphics:** Features Intel UHD Graphics 630 for visual processing.

What's Included:

This product package includes the **Intel Core i7-7700 Processor Only**. Please note that fans, heatsinks, or thermal paste are not included and must be acquired separately for proper operation.

Image: The Intel Core i7-7700 processor chip, showing its metallic heat spreader and green substrate.

3. Setup and Installation

Proper installation is crucial for the functionality and longevity of your processor. Always handle the processor by its edges to avoid touching the gold contacts or the top surface.

Installation Steps:

1. **Prepare Motherboard:** Ensure your motherboard is compatible with the LGA 1151 socket and uses an Intel 100 or 200 Series Chipset. Consult your motherboard's manual for specific CPU socket preparation.
2. **Open CPU Socket:** Gently lift the load lever and open the load plate on the CPU socket.
3. **Align Processor:** Carefully align the processor with the socket. Look for the golden triangle or arrow on one corner of the processor and match it with the corresponding mark on the socket. Do not force the processor into place; it should sit naturally.
4. **Secure Processor:** Close the load plate and push down the load lever until it clicks into place, securing the processor.
5. **Apply Thermal Paste:** Apply a small amount of high-quality thermal paste to the center of the processor's integrated heat spreader (IHS).
6. **Install CPU Cooler:** Mount a compatible CPU heatsink and fan assembly onto the motherboard, ensuring it makes firm contact with the thermal paste and processor. Connect the fan's power cable to the designated CPU_FAN header on the motherboard.
7. **Connect Power:** Ensure all necessary power connectors (24-pin ATX, 8-pin EPS/CPU) are securely connected to the motherboard.

Important: An adequate cooling solution (heatsink and fan) is mandatory for processor operation. Failure to install one will result in overheating and potential damage to the processor and system components.

4. Operating Instructions

Once correctly installed, the Intel Core i7-7700 processor functions as the central processing unit (CPU) for your

computer system. It manages all instructions and calculations, enabling your operating system and applications to run.

General Operation:

- The processor operates automatically once the system is powered on and the operating system loads.
- Its multi-core and multi-threading capabilities allow for smooth performance during demanding tasks such as gaming, content creation, and running multiple applications simultaneously.
- The integrated Intel UHD Graphics 630 handles display output, suitable for everyday computing and light multimedia tasks. For more demanding graphics, a dedicated graphics card is recommended.

5. Maintenance

While processors generally require minimal maintenance, periodic checks can help ensure optimal performance and longevity.

Recommended Maintenance:

- **Dust Removal:** Regularly clean dust from your computer case, especially around the CPU cooler, using compressed air. Dust buildup can impede airflow and lead to higher temperatures.
- **Thermal Paste Check:** Over time, thermal paste can dry out. If you notice increased CPU temperatures, consider reapplying fresh thermal paste. This typically involves removing the CPU cooler, cleaning off old paste, and applying new paste.
- **Temperature Monitoring:** Use system monitoring software to keep an eye on your CPU temperatures. Ideal operating temperatures are generally below 70°C under load. Consistently high temperatures can indicate an issue with cooling or thermal paste.

6. Troubleshooting

If you encounter issues with your Intel Core i7-7700 processor, refer to the following common problems and solutions:

Problem	Possible Cause	Solution
System does not boot / No display	Improper CPU installation Incompatible motherboard BIOS Insufficient power supply	Re-seat the CPU, ensuring proper alignment and secure socket closure. Update your motherboard's BIOS to the latest version that supports the Intel Core i7-7700 processor. Refer to your motherboard manufacturer's website. Verify your power supply meets the system's requirements.
System crashes or freezes	Overheating Unstable overclock (if applied) Driver issues	Check CPU temperatures. Ensure CPU cooler is properly installed and thermal paste is applied correctly. Clean dust from cooler. Reset BIOS to default settings if overclocking. Ensure all system drivers, especially chipset and graphics drivers, are up to date.

Problem	Possible Cause	Solution
Poor performance	Overheating (thermal throttling) Background processes Outdated drivers	Monitor CPU temperatures. Address any overheating issues. Close unnecessary background applications. Update chipset and graphics drivers.

If problems persist after attempting these solutions, consider consulting a qualified computer technician or contacting the seller for further assistance.

7. Specifications

Processor Model	Intel Core i7-7700
Item Model Number	SR338
CPU Cores / Threads	4 Cores / 8 Threads
Base Clock Speed	3.60 GHz
Max Turbo Frequency	4.20 GHz
Cache	8 MB Smart Cache
Socket Type	LGA 1151
Integrated Graphics	Intel UHD Graphics 630
Max Memory Size	64 GB
Memory Types	DDR4-2133/2400, DDR3L-1333/1600 @ 1.35V
Item Weight	1.06 ounces
Manufacturer	Intel

8. Warranty and Support

As a renewed product, the Intel Core i7-7700 processor is typically covered by a specific return or replacement policy rather than a standard manufacturer's warranty for new products.

- **Return Policy:** This product is eligible for a refund or replacement within 90 days of purchase. Please refer to the specific return policy details provided by the seller at the time of purchase.
- **Seller Support:** For any product-related inquiries, technical assistance, or to initiate a return or replacement, please contact the seller directly. The seller for this product is **TekRefurbs**.
- **Online Resources:** For general information regarding Intel processors, technical documentation, or driver downloads, visit the official Intel support website.

© 2025 Intel Corporation. All rights reserved. Intel and Core are trademarks of Intel Corporation or its subsidiaries in the U.S. and/or other countries.
This manual is for informational purposes only. Specifications are subject to change without notice.

Documents - Intel – SR338



[pdf] User Manual Instructions Guide Warranty

mITX KBL S C236 2 User Guide Kontron AG Benoit Mainville mitx kbl s c236 user guide rev1 6 2020 06 18 kontron manuals m product 146757 |||

USER GUIDE mITX-KBL-S-C236 Doc. Rev. 1.6 Doc-ID: 1061-6790 MITX-KBL-S-C236 USER GUIDE mITX-KBL ... 3.9 GHz 3.8 GHz 4.2 GHz 3.8 GHz 4.2 GHz Embed. Yes Yes Yes Yes Cache 8 MB 8 MB 3 MB 8 MB Sspec **SR338** SR335 SR32Z SR32A TDP / Tj 65 W / 100C 65 W / 100C 54 W / 100C 73 W / Part number 10609526 1...

lang:en score:29 filesize: 2.12 M page_count: 82 document date: 2020-06-18



[pdf] User Manual Guide Warranty

FlexATX KBL S C236 2 User Guide Kontron AG Benoit Mainville expressly informs the user that this manual only contains a Monolithic 4Core and 2Core with Integrated Memory Controller IMC Graphics for GT Domain Slow Slew Rate SA VR flexatx kbl s c236 guide rev1 4 2020 06 18 kontron manuals f product 146759

USER GUIDE FlexATX-KBL-S-C236 Doc. Rev. 1.4 Doc.-ID: 1061-6791 FlexATX-KBL-S-C236 Rev. 1.4 This ... 3.9 GHz 3.8 GHz 4.2 GHz 3.8 GHz 4.2 GHz Embed. Yes Yes Yes Yes Cache 8 MB 8 MB 3 MB 8 MB Sspec **SR338** SR335 SR32Z SR32A TDP / Tj 65 W / 100C 65 W / 100C 54 W / 100C 73 W / Part number 10609526 1...

lang:en score:27 filesize: 2.51 M page_count: 90 document date: 2020-06-18

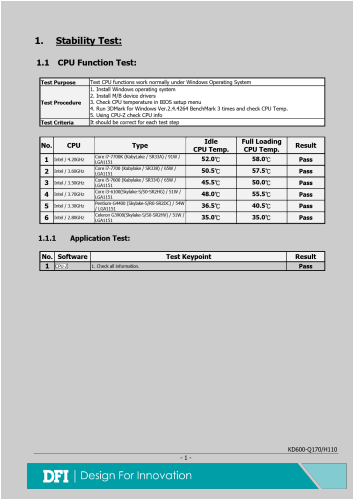

1. **Stability Test:**

1.1 **CPU Function Test:**

Test Purpose	Test CPU functions work normally under Windows Operating System
Test Procedure	1. Install Windows operating system 2. Install MB device drivers 3. Check CPU temperature in BIOS setup menu 4. Run 3DMark for Windows Ver.2.4.4264 BenchMark 3 times and check CPU Temp. 5. Using CPU-Z check CPU info
Test Criteria	It should be correct for each test step

No.	CPU	Type	Idle CPU Temp.	Full Loading CPU Temp.	Result
1	Intel / 4.0GHz	Core i7-7700K (KabyLake / SR33A) / 91W / LGA1151	52.0℃	58.0℃	Pass
2	Intel / 3.60GHz	Core i7-7700 (Kabylake / SR338) / 65W / LGA1151	50.5℃	57.5℃	Pass
3	Intel / 3.90GHz	Core i5-7600 (Kabylake / SR334) / 65W / LGA1151	45.5℃	50.0℃	Pass
4	Intel / 3.7GHz	Core i3-6100(Skylake-S/S0-SR2M2) / 51W / LGA1151	48.0℃	55.5℃	Pass
5	Intel / 3.3GHz	Pentium G4560 (Skylake-S/S0-SR2JQ) / 54W / LGA1151	36.5℃	40.5℃	Pass
6	Intel / 2.6GHz	Celeron G3900(Skylake-S/S0-SR2MV) / 51W / LGA1151	35.0℃	35.0℃	Pass

1.1.1 **Application Test:**

No.	Software	Test Keypoint	Result
1	CPU-Z	1. Check all information.	Pass

KD600-Q170/H110

- 1 -

DFI | Design For Innovation

[pdf] Installation Guide

SD100 Rev 2 021 Designed Albert Tu KD600 CPU Memory Compatibility List timestamp 1583218110 23283 us dfi Uploads DownloadCenter 64d27c2e b031 4455 8cd1 2a06f2254470 252 97KB 2020 03 24 UTC 6 H110 Intel® Industrial Motherboards DFI Kompatibilitätsliste zu Arbeitsspeicher 25 1 8 Stability Test Q170 Intel® Industrie H110 Intel® DFI 1KD600 6KD600 81 TestKD600 Motherboards DFIKD600 DFIdfi 23283us 23283dfi |||

1. Stability Test: 1.1 CPU Function Test: Test Purpose Test Procedure Test Criteria Test CPU func ... z 6 Intel / 2.80GHz Type Core i7-7700K KabyLake / SR33A / 91W / LGA1151 Core i7-7700 Kabylake / **SR338** / 65W / LGA1151 Core i5-7600 Kabylake / SR334 / 65W / LGA1151 Core i3-6100 Skylake-S/S0-SR2...

lang:en score:17 filesize: 252.97 K page_count: 4 document date: 2020-03-03

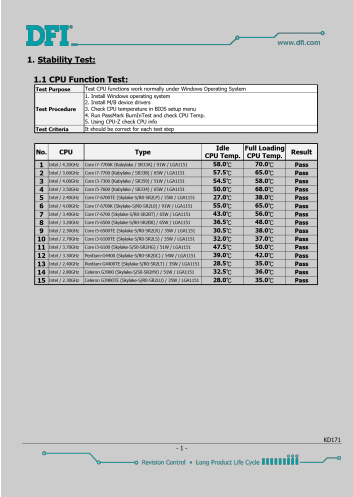

DFI www.dfi.com

1. **Stability Test:**

1.1 **CPU Function Test:**

Test Purpose	Test CPU functions work normally under Windows Operating System
Test Procedure	1. Install Windows operating system 2. Install MB device drivers 3. Check CPU temperature in BIOS setup menu 4. Run PassMark BurnInTest and check CPU Temp. 5. Using CPU-Z check CPU info
Test Criteria	It should be correct for each test step

No.	CPU	Type	Idle CPU Temp.	Full Loading CPU Temp.	Result
1	Intel / 4.20GHz	Core i7-7700K (KabyLake / SR33A) / 91W / LGA1151	58.0℃	70.0℃	Pass
2	Intel / 3.60GHz	Core i7-7700 (Kabylake / SR338) / 65W / LGA1151	57.5℃	65.0℃	Pass
3	Intel / 4.00GHz	Core i3-7300 (Kabylake / SR359) / 51W / LGA1151	54.5℃	58.0℃	Pass
4	Intel / 3.50GHz	Core i5-7600 (Kabylake / SR334) / 65W / LGA1151	50.0℃	68.0℃	Pass
5	Intel / 2.40GHz	Core i7-6700TE (Skylake-S/R0-SR3U5) / 35W / LGA1151	27.0℃	38.0℃	Pass
6	Intel / 4.00GHz	Core i7-6700K (Skylake-S/R0-SR3S8) / 91W / LGA1151	55.0℃	65.0℃	Pass
7	Intel / 3.40GHz	Core i7-6700 (Skylake-S/R0-SR3E7) / 65W / LGA1151	43.0℃	56.0℃	Pass
8	Intel / 3.10GHz	Core i5-6500 (Skylake-S/R0-SR3B8) / 65W / LGA1151	36.5℃	48.0℃	Pass
9	Intel / 2.30GHz	Core i5-6300TE (Skylake-S/R0-SR3DU) / 35W / LGA1151	30.5℃	38.0℃	Pass
10	Intel / 2.70GHz	Core i3-6100TE (Skylake-S/R0-SR3LS) / 35W / LGA1151	32.0℃	37.0℃	Pass
11	Intel / 3.70GHz	Core i3-6100 (Skylake-S/S0-SR2M2) / 51W / LGA1151	47.5℃	50.0℃	Pass
12	Intel / 3.30GHz	Pentium G4400 (Skylake-S/R0-SR2CK) / 54W / LGA1151	39.0℃	42.0℃	Pass
13	Intel / 2.40GHz	Pentium G4400TE (Skylake-S/R0-SR2L7) / 35W / LGA1151	28.5℃	35.0℃	Pass
14	Intel / 2.00GHz	Celeron G3900 (Skylake-S/S0-SR2MV) / 51W / LGA1151	32.5℃	36.0℃	Pass
15	Intel / 2.30GHz	Celeron G3900TE (Skylake-S/R0-SR2LU) / 35W / LGA1151	28.0℃	35.0℃	Pass

KD171

- 1 -

Revision Control • Long Product Life Cycle

[pdf] Installation Guide Test Report

Rebecca Hsu DFI KD171 Series Compatibility Test Report timestamp 1576570414 76264 us dfi Uploads DownloadCenter a63be9f8 e2b9 4602 8bdd 619ab95c38be CPU Memory List 269 79KB 2019 12 17 UTC 6 KD171 Intel® Industrial Motherboards DFI 8 1 Stability Function KD171 Intel® Purpose functions work normally under Windows Operating System Procedure Install Windows 6KD171 81 TestKD171 Intel® DFIStability Windows dfi 76264us 76264dfi |||

1. Stability Test: 1.1 CPU Function Test: Test Purpose Test Procedure Test Criteria Test CPU func ... 15 Intel / 2.30GHz Type Core i7-7700K Kabylake / SR33A / 91W / LGA1151 Core i7-7700 Kabylake / **SR338** / 65W / LGA1151 Core i3-7300 Kabylake / SR359 / 51W / LGA1151 Core i5-7600 Kabylake / SR33...

lang:en score:16 filesize: 269.79 K page_count: 7 document date: 2019-12-17

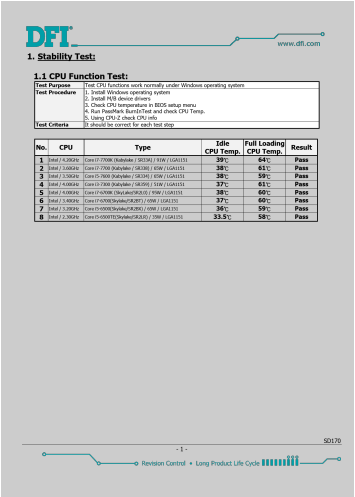

DFI www.dfi.com

1. Stability Test:

1.1 CPU Function Test:

Test Purpose	Test CPU functions work normally under Windows operating system
Test Procedure	1. Install Windows operating system 2. Install MIB device drivers 3. Check CPU temperature in BIOS setup menu 4. Run PassMark BurnInTest and check CPU Temp. 5. Using CPU-Z check CPU info
Test Criteria	It should be correct for each test step

No.	CPU	Type	Idle CPU Temp.	Full Loading CPU Temp.	Result
1	Intel / 4.20GHz	Core i7-7700K (Kabylake / SR3A) / 91W / LGA1151	39℃	64℃	Pass
2	Intel / 3.60GHz	Core i7-7700 (Kabylake / SR338) / 65W / LGA1151	38℃	61℃	Pass
3	Intel / 3.50GHz	Core i5-7600 (Kabylake / SR334) / 65W / LGA1151	38℃	59℃	Pass
4	Intel / 4.00GHz	Core i3-7300 (Kabylake / SR359) / 51W / LGA1151	37℃	61℃	Pass
5	Intel / 4.00GHz	Core i7-6700K (SkyLake/SR2L0) / 95W / LGA1151	38℃	60℃	Pass
6	Intel / 3.40GHz	Core i7-6700 (Skylake/SR2R7) / 65W / LGA1151	37℃	60℃	Pass
7	Intel / 3.20GHz	Core i5-6500 (Skylake/SR2B6) / 65W / LGA1151	36℃	59℃	Pass
8	Intel / 2.30GHz	Core i5-6300TE(Skylake/SR2U0) / 35W / LGA1151	33.5℃	58℃	Pass

SD170

- 1 -

Revision Control • Long Product Life Cycle

[pdf] Installation Guide

Rebecca Hsu SD170 CPU Memory Compatibility List 248 27KB 2020 05 04 UTC 6 SD170 Intel® Industrial Motherboards DFI DFI Mini ITX timestamp 1588573281 70958 us dfi Uploads DownloadCenter a844310f 08ce 4d70 9d77 80db5e697d19 |||

1. Stability Test: 1.1 CPU Function Test: Test Purpose Test Procedure Test CPU functions work nor ... 4.20GHz Core i7-7700K Kabylake / SR33A / 91W / LGA1151 2 Intel / 3.60GHz Core i7-7700 Kabylake / **SR338** / 65W / LGA1151 3 Intel / 3.50GHz Core i5-7600 Kabylake / SR334 / 65W / LGA1151 4 Intel / 4...

lang:en score:16 filesize: 248.27 K page_count: 6 document date: 2020-05-04

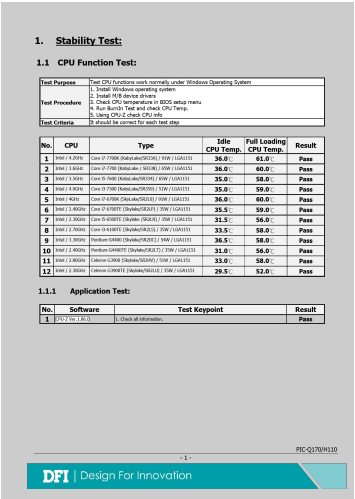

1. Stability Test:

1.1 CPU Function Test:

Test Purpose	Test CPU functions work normally under Windows Operating System
Test Procedure	1. Install Windows operating system 2. Install M/B device drivers 3. Check CPU temperature in BIOS setup menu 4. Run Burn-In Test and check CPU Temp. 5. Using CPU-Z check CPU info
Test Criteria	It should be correct for each test step

No.	CPU	Type	Idle CPU Temp.	Full Loading CPU Temp.	Result
1	Intel / 4.20Hz	Core i7-7700K (KabyLake/SR33A) / 91W / LGA1151	36.0℃	61.0℃	Pass
2	Intel / 3.6GHz	Core i7-7700 (KabyLake / SR338) / 65W / LGA1151	36.0℃	60.0℃	Pass
3	Intel / 3.5GHz	Core i5-7600 (KabyLake/SR334) / 65W / LGA1151	35.0℃	58.0℃	Pass
4	Intel / 4.0GHz	Core i7-7300 (KabyLake/SR359) / 51W / LGA1151	35.0℃	59.0℃	Pass
5	Intel / 4GHz	Core i7-6700K (SkyLake/SR2L0) / 95W / LGA1151	36.0℃	60.0℃	Pass
6	Intel / 3.40GHz	Core i7-6700TE (Skylake/SR2J7) / 35W / LGA1151	35.5℃	59.0℃	Pass
7	Intel / 3.30GHz	Core i5-6500TE (Skylake /SR2U2) / 35W / LGA1151	31.5℃	56.0℃	Pass
8	Intel / 2.70GHz	Core i3-6100TE (Skylake/SR2L5) / 35W / LGA1151	33.5℃	58.0℃	Pass
9	Intel / 3.9GHz	Pentium-G4400 (Skylake/SR2DC) / 54W / LGA1151	36.5℃	58.0℃	Pass
10	Intel / 2.40GHz	Pentium-G4400TE (Skylake/SR2L7) / 35W / LGA1151	31.0℃	56.0℃	Pass
11	Intel / 2.80GHz	Celeron G3900 (Skylake/SR2HV) / 51W / LGA1151	33.0℃	58.0℃	Pass
12	Intel / 2.30GHz	Celeron G3900TE (Skylake/SR2L6) / 35W / LGA1151	29.5℃	52.0℃	Pass

1.1.1 Application Test:

No.	Software	Test Keypoint	Result
1	CPU-Z Ver 1.80	1. Check all information.	Pass

PIC-Q170/H110

- 1 -

DFI | Design For Innovation

[pdf] Installation Guide

SD100 Rev 2 021 Designed Albert Tu Jan 15 ~ 26 2016 Mar 07 11 22 PIC Q170 H110 CPU Memory Compatibility List 186 33KB 2020 06 17 UTC 6 H110 Intel® Industrial Motherboards DFI timestamp 1592377953 35039 us dfi Uploads DownloadCenter a21eee92 141b 43af b584 1528bad3cd65 |||

1. Stability Test: 1.1 CPU Function Test: Test Purpose Test Procedure Test Criteria Test CPU func ... / 4.2GHz Core i7-7700K KabyLake/SR33A / 91W / LGA1151 2 Intel / 3.6GHz Core i7-7700 KabyLake / **SR338** / 65W / LGA1151 3 Intel / 3.5GHz Core i5-7600 KabyLake/SR334 / 65W / LGA1151 4 Intel / 4....

lang:en score:16 filesize: 186.33 K page_count: 6 document date: 2020-06-17

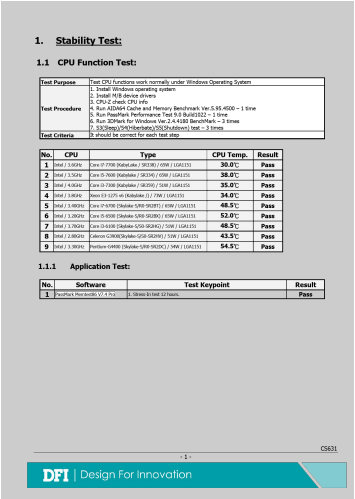

1. Stability Test:

1.1 CPU Function Test:

Test Purpose	Test CPU functions work normally under Windows Operating System
Test Procedure	1. Install Windows operating system 2. Install M/B device drivers 3. CPU-Z check CPU info 4. Run AIDA64 Cache and Memory Benchmark Ver.5.95.4500 – 1 time 5. Run PassMark Performance Test 9.0 Build1022 – 1 time 6. Run 3DMark for Windows Ver.2.4.4180 BenchMark – 3 times 7. 3.3(Keep)/3.9(Turbo)/50.2(Kaldeon) test – 3 times
Test Criteria	It should be correct for each test step

No.	CPU	Type	CPU Temp.	Result
1	Intel / 3.6GHz	Core i7-7700 (KabyLake / SR338) / 65W / LGA1151	30.0℃	Pass
2	Intel / 3.5GHz	Core i5-7600 (KabyLake / SR334) / 65W / LGA1151	38.0℃	Pass
3	Intel / 4.0GHz	Core i3-7300 (KabyLake / SR359) / 51W / LGA1151	35.0℃	Pass
4	Intel / 3.0GHz	Xeon E3-1275 v6 (KabyLake /) / 73W / LGA1151	34.0℃	Pass
5	Intel / 3.40GHz	Core i7-6700 (Skylake SJR8-9R2B7) / 65W / LGA1151	48.5℃	Pass
6	Intel / 3.20GHz	Core i5-6500 (Skylake SJR8-9R2B6) / 65W / LGA1151	52.0℃	Pass
7	Intel / 3.70GHz	Core i3-6300 (Skylake SJR0-9R2H2) / 51W / LGA1151	48.5℃	Pass
8	Intel / 2.80GHz	Celeron G3900(Skylake-SJS8-9R2HV) / 51W / LGA1151	43.5℃	Pass
9	Intel / 3.30GHz	Pentium-G4400 (Skylake-SJR8-9R2DC) / 54W / LGA1151	54.5℃	Pass

1.1.1 Application Test:

No.	Software	Test Keypoint	Result
1	PassMark Performance Ver.9.0	1. Stress 8H Intel 32 Pattern	Pass

CS631

- 1 -

DFI | Design For Innovation

[pdf] Installation Guide

SD100 Rev 2 021 Designed Albert Tu Jan 15 ~ 26 2016 Mar 07 11 22 KD631 CPU Memory Compatibility List timestamp 1583459775 02258 us dfi Uploads DownloadCenter 5b763a79 5bef 4896 b306 9f1e9fb8f0fa |||

1. Stability Test: 1.1 CPU Function Test: Test Purpose Test Procedure Test Criteria Test CPU func ... s It should be correct for each test step No. CPU Type 1 Intel / 3.6GHz Core i7-7700 KabyLake / **SR338** / 65W / LGA1151 2 Intel / 3.5GHz Core i5-7600 Kabylake / SR334 / 65W / LGA1151 3 Intel / ...

lang:en score:15 filesize: 237.89 K page_count: 4 document date: 2020-03-05

[pdf] User Manual Catalog

Advantech Certified Peripherals 23 août 2023 — APACER AUO AUSTIN HUGES BROADCOM COOLER MASTER DELTA EDT FSP INNOLUX INTEL Startup Manual Paper Power Cord 1 5M Black VGA Cable 08181610 advcloudfiles advantech ecatalog |||

/ CPU / DRAM Memory Module / Graphics Card / Hard Drive / Industrial Display / Keyboard Mouse / Po ... r Desktop Intel Core i7-7700 Kaby Lake LGA1151 3.6 GHz 8 GT/s 8 MB 8 MB Intel HD Graphics 630 14 nm **SR338** 65 W 4 Yes Yes Tray 1 year 7 Products CPU Coffee Lake-S Product Product Description Market...

lang:en score:15 filesize: 8.61 M page_count: 64 document date: 2023-08-18



Lenovo ThinkCentre M910 Intel® Core™ i7 i7-7700 8 GB DDR4-SDRAM 1 TB HDD NVIDIA® GeForce® GT 730 Windows 10 Pro SFF PC Black

Brand | Lenovo Product family: ThinkCentre Product code: 10MA002CSG

Product name | M910

Intel Core i7-7700 (8M Cache, 3.60Hz), 8GB DDR4, Nvidia GeForce GT 730 2 GB, 1TB HDD, Gigabit Ethernet, Windows 10 Pro 64-bit

Lenovo ThinkCentre M910. Processor frequency: 3.6 GHz. Processor family: Intel® Core™ i7. Processor model: i7-7700. Internal memory: 8 GB. Internal memory type: DDR4-SDRAM. Memory clock speed: 2400 MHz. Total storage capacity: 1 TB. Storage media: HDD. Optical drive type: DVD±R/W. On-board graphics card model: Intel® HD Graphics 630. Discrete graphics card model: NVIDIA® GeForce® GT 730. Operating system installed: Windows 10 Pro. Operating system architecture: 64-bit. Power supply: 220 W. Product type: PC

Processor	
Processor manufacturer *	Intel
Processor family *	Intel® Core™ i7
Processor generation	7th gen Intel® Core™ i7
Processor model *	i7-7700
Processor cores	4
Processor threads	8
Processor boost frequency	4.2 GHz
Processor frequency *	3.6 GHz
Processor socket	LGA 1151 (Socket H4)
Processor cache	8 MB
Processor cache type	Smart Cache
System bus rate	8 GT/s
Bus type	DMI3
Processor lithography	14 nm
Processor operating modes	64-bit
Processor codename	Kaby Lake
Thermal Design Power (TDP)	65 W
Tjunction	100 °C
PCI Express slots version	3.0
Maximum number of PCI Express lanes	16
PCI Express configurations	1x16, 1x8+2x4, 2x8
Number of processors installed	1
Stepping	B0
Maximum internal memory supported by processor	64 GB
Memory types supported by processor	DDR3L, DDR4-SDRAM
Memory clock speeds supported by processor	1333,1600,2133,2400 MHz
ECC supported by processor	✗
Memory voltage supported by processor	1.35 V
Memory	
Internal memory *	8 GB
Maximum internal memory *	64 GB
Internal memory type	DDR4-SDRAM
Memory slots	4x DIMM

Ports & interfaces	
Serial ports quantity	1
Design	
Chassis type *	SFF
Placement supported	Horizontal/Vertical
Product colour *	Black
Performance	
Motherboard chipset	Intel® Q270
Product type *	PC
Software	
Operating system installed *	Windows 10 Pro
Operating system architecture	64-bit
Processor special features	
Intel 64	✓
Enhanced Intel SpeedStep Technology	✓
Embedded options available	✓
Intel® vPro™ ID Technology	✓
Intel® Clear Video HD Technology	✓
Intel® CVT HD	✓
Intel Clear Video Technology	✓
Intel VT-x with Extended Page Tables (EPT)	✓
Intel TSX-NI	✓
Idle States	✓
Thermal Monitoring Technologies	✓
Intel® Trusted Execution Technology	✓
Execute Disable Bit	✓
Intel Enhanced Halt State	✓
Intel Software Guard Extensions (Intel SGX)	✓

Publication date: 15-DEC-2024. Prints or copies of information are only valid on the printed Publication date.

[pdf]

Lenovo ThinkCentre M910 Intel® Core™ i7 7700 8 GB DDR4 SDRAM 1 TB Publication date 21 OCT 2024 Prints or copies of Information are only valid on the printed product productId 37655252 lang en icecat co uk rest |||

Lenovo ThinkCentre M910 Intel CoreTM i7 i7-7700 8 GB DDR4SDRAM 1 TB HDD NVIDIA GeForce GT 730 Window ... package size 37.5 x 37.5 mm Supported instruction sets AVX 2.0, SSE4.1, SSE4.2 Processor code **SR338** Scalability 1S CPU configuration max 1 Thermal solution specification PCG 2015C Intel...

lang:en score:15 filesize: 78.92 K page_count: 3 document date: 2024-12-13

Exellent

ASUS DESKTOP G11CD-K-BE016T

Code d'article : ITASG11CDKBE016

Windows 10 Home

ASUS ROG G11CD-K-BE016T. Fréquence du processeur: 3,6 GHz, Famille de processeur: Intel Core i7, Modèle de processeur: i7-7700, Mémoire interne: 32 Go, Type de mémoire interne: DDR4-SDRAM, Fréquence de la mémoire: 2133 MHz, Capacité totale de stockage: 1512 Go, Supports de stockage: HDD+SSD, Lecteur de cartes mémoires intégré, Modèle d'adaptateur graphique inclus: Intel® HD Graphics 630, Modèle d'adaptateur graphique distinct: NVIDIA® GeForce® GTX 1080, Système d'exploitation installé: Windows 10 Home, Type de châssis: Tower, Type de produit: PC, Couleur du produit: Noir, Gris, Rouge

€ 2 499,00

Caractéristiques

Fabricant de processeur:	Intel
Famille de processeur:	Intel® Core™ i7
Génération de processeurs:	Intel® Core™ i7 de 7e génération
Modèle de processeur:	i7-7700
Nombre de coeurs de processeurs:	4
Processeur nombre de threads:	8
Fréquence du processeur Turbo:	4,2 GHz
Fréquence du processeur:	3,6 GHz
Socket de processeur (réceptable de processeur):	LGA 1151 (Emplacement H4)
Le cache du processeur:	8 Mo
Type de cache de processeur:	Smart Cache
Type de bus:	DMI3
Bus système:	8 GT/s
Modes de fonctionnement du processeur:	64 bit
Lithographie du processeur:	14 nm
Enveloppe thermique (TDP, Thermal Design Power):	65 W

[pdf]

ASUS DESKTOP G11CD K BE016T Download Exellent ROG Fréquence du processeur 3 6 GHz Famille de Intel Core i7 Modèle 7700 Mémoire interne 32 Go asus desktop g11cd k be016t exellent be fr pr product sheet |||

ASUS DESKTOP G11CD-K-BE016T Code d article: ITASG11CDKBE016 ASUS ROG G11CD-K-BE016T. Frquence du pro ... ui Intel Clear Video Technology HD: Oui Intel InTruTM Technologie 3D: Oui Code de processeur: **SR338** Intel TSX-NI: Oui Les options intgres disponibles: Oui Technologie Intel Clear Video pour...

lang:fr score:15 filesize: 157.19 K page_count: 6 document date: 2025-07-24

HP ProDesk 400 G4 Intel® Core™ i7 i7-7700 8 GB DDR4-SDRAM 500 GB HDD SFF PC Black

Brand : HP Product family: ProDesk Product code: 1AY69LP

Product name: 400 G4

- Intel Core i7-7700 (8MB Cache, 3.6GHz)
- 8GB (2x4GBHz) DDR4-SDRAM 5.500GB HDD
- Intel Core i7-7700 (8MB Cache, 3.6GHz), 8GB DDR4-SDRAM, 500GB HDD, Intel HD Graphics 630, LAN

HP ProDesk 400 G4 Intel® Core™ i7 i7-7700 8 GB DDR4-SDRAM 500 GB HDD SFF PC Black:

Redesigned and future ready

Designed to fit the modern workspace now and in the future, the small, reliable, and secure HP ProDesk 400 SFF is a powerful PC with performance that's scalable to grow with the business.

HP ProDesk 400 G4, Processor frequency: 3.6 GHz, Processor family: Intel® Core™ i7, Processor model: i7-7700, internal memory: 8 GB, internal memory type: DDR4 SDRAM, Memory clock speed: 2400 MHz, Total storage capacity: 500 GB, Storage media: HDD, On-board graphics card model: Intel® HD Graphics 630, Power supply: 180 W, Chassis type: SFF, Product type: PC, Weight: 4.6 kg, Product colour: Black

Processor	
Processor manufacturer *	Intel
Processor family *	Intel® Core™ i7
Processor generation	7th gen Intel® Core™ i7
Processor model *	i7-7700
Processor cores	4
Processor threads	8
Processor boost frequency	4.2 GHz
Processor frequency *	3.6 GHz
Processor socket	LGA 1151 (Socket H4)
Processor cache	8 MB
Processor cache type	Smart Cache
System bus rate	8 GT/s
Bus type	DMI3
Processor lithography	14 nm
Processor operating modes	64-bit
Processor codename	Kaby Lake
Thermal Design Power (TDP)	65 W
Tjunction	100 °C
PCI Express state version	3.0
Maximum number of PCI Express lanes	16
PCI Express configurations	1x16, 1x8+2x4, 2x8
Number of processors installed	1
Snooping	80
Maximum internal memory supported by processor	64 GB
Memory types supported by processor	DDR3L, DDR4-SDRAM
Memory clock speeds supported by processor	1333,1600,2133,2400 MHz
Memory voltage supported by processor	1.35 V
Memory	
Internal memory *	8 GB
Maximum internal memory *	32 GB

Ports & interfaces	
Combo headphone/mic port	✓
Design	
Chassis type *	SFF
Cable lock slot	✓
Product colour *	Black
Country of origin	China
Performance	
Market positioning	Business
Motherboard chipset	Intel® Q270
Audio chip	Conexant CX20632
Product type *	PC
Processor special features	
Intel 64	✓
Enhanced Intel SpeedStep Technology	✓
Enhanced Halt-state available	✓
Intel® vPro™ 3D Technology	✓
Intel® Clear Video HD Technology (Intel® CVT HD)	✓
Intel Clear Video Technology	✓
Intel VT-x with Extended Page Tables (EPT)	✓
Intel TSX-NI	✓
Idle States	✓
Thermal Monitoring Technologies	✓
Intel Stable Image Platform Program (SIPP)	✓
Intel® AES New Instructions (Intel® AES-NI)	✓
Intel® Secure Key	✓
Intel® OS Guard	✓
Intel Trusted Execution Technology	✓

Publication date: 14-DEC-2024. Prints or copies of information are only valid on the printed Publication date

[pdf]

HP ProDesk 400 G4 Intel® Core™ i7 7700 8 GB DDR4 SDRAM 500 HDD Publication date 21 OCT 2024 Prints or copies of Information are only valid on the printed product productId 68070220 lang en icecat co uk rest |||

HP ProDesk 400 G4 Intel CoreTM i7 i7-7700 8 GB DDR4-SDRAM 500 GB HDD SFF PC Black Brand : HP Produc ... package size 37.5 x 37.5 mm Supported instruction sets AVX 2.0, SSE4.1, SSE4.2 Processor code **SR338** Scalability 1S CPU configuration max 1 Thermal solution specification PCG 2015C Intel...

lang:en score:15 filesize: 151.99 K page_count: 3 document date: 2024-12-14

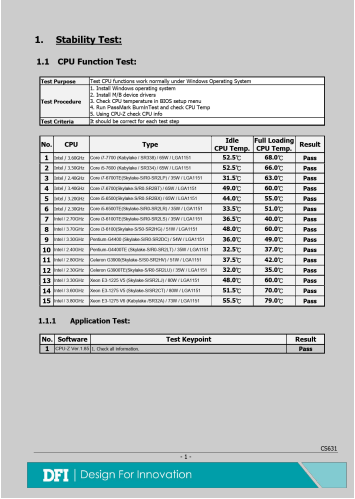

1. **Stability Test:**

1.1 CPU Function Test:

Test Purpose	Test CPU functions work normally under Windows Operating System
Test Procedure	1. Install Windows operating system 2. Install M/B device drivers 3. Check CPU temperature in BIOS setup menu 4. Run PassMark BurnInTest and check CPU Temp 5. Using CPU-Z check CPU info
Test Criteria	It should be correct for each test step

No.	CPU	Type	Idle CPU Temp.	Full Loading CPU Temp.	Result
1	Intel / 3.60GHz	Core i7-7700 (Kabylake / SR338) / 65W / LGA1151	52.5℃	68.0℃	Pass
2	Intel / 3.50GHz	Core i5-7600 (Kabylake / SR334) / 65W / LGA1151	52.5℃	66.0℃	Pass
3	Intel / 2.4GHz	Core i7-8700T(Skylake-S/R5-S91J5) / 35W / LGA1151	31.5℃	63.0℃	Pass
4	Intel / 3.4GHz	Core i7-6700(Skylake-S/R5-S8G9T) / 65W / LGA1151	49.0℃	60.0℃	Pass
5	Intel / 3.20GHz	Core i5-6500(Skylake-S/R5-S8G8X) / 65W / LGA1151	44.0℃	55.0℃	Pass
6	Intel / 2.30GHz	Core i5-8300T(Skylake-S/R5-S9L9J) / 35W / LGA1151	33.5℃	51.0℃	Pass
7	Intel / 2.70GHz	Core i5-8400T(Skylake-S/R5-S9L5J) / 35W / LGA1151	36.5℃	40.0℃	Pass
8	Intel / 3.70GHz	Core i3-8100(Skylake-S/S0-S8ZH5) / 51W / LGA1151	48.0℃	60.0℃	Pass
9	Intel / 3.30GHz	Pentium G4400 (Skylake-S/R0-SR3DC) / 54W / LGA1151	36.0℃	49.0℃	Pass
10	Intel / 2.80GHz	Pentium G4560T(Skylake-S/R0-SR3L7) / 35W / LGA1151	32.5℃	37.0℃	Pass
11	Intel / 2.80GHz	Celeron G3900(Skylake-S/S0-SR2MN) / 51W / LGA1151	37.5℃	42.0℃	Pass
12	Intel / 2.20GHz	Celeron G3900TE(Skylake-S/R0-SR2LU) / 35W / LGA1151	32.0℃	35.0℃	Pass
13	Intel / 3.30GHz	Xeon E3-1225 V5 (Skylake-S/S0-SR3LJ) / 80W / LGA1151	48.0℃	60.0℃	Pass
14	Intel / 3.60GHz	Xeon E3-1275 V6 (Kabylake-S/R0-SR7CT) / 91W / LGA1151	51.5℃	70.0℃	Pass
15	Intel / 3.80GHz	Xeon E3-1275 V6 (Kabylake-/SR7ZA) / 73W / LGA1151	55.5℃	79.0℃	Pass

1.1.1 Application Test:

No.	Software	Test Keypoint	Result
1	CPU-Z Ver 1.80	C. Check all information.	Pass

CS631

- 1 -

DFI | Design For Innovation

[pdf] Installation Guide

SD100 Rev 2 021 Designed Albert Tu Jan 15 ~ 26 2016 Mar 07 11 22 KD632 CPU Memory Compatibility List timestamp 1583459817 35599 us dfi Uploads DownloadCenter 108d6619 6864 477b 9689 5fc18c508bce |||

1. Stability Test: 1.1 CPU Function Test: Test Purpose Test Procedure Test Criteria Test CPU func ... U Type Idle CPU Temp. Full Loading CPU Temp. Result 1 Intel / 3.60GHz Core i7-7700 Kabylake / **SR338** / 65W / LGA1151 52.5 68.0 Pass 2 Intel / 3.50GHz Core i5-7600 Kabylake / SR334 / 65W / ...

lang:en score:13 filesize: 240.77 K page_count: 6 document date: 2020-03-04



intel

7th Generation Intel® Core™ Processor, Intel® Celeron® Processor, and Intel® Xeon® Processor E3 v6 Family Desktop, Workstation, and Mobile Platforms

Datasheet Addendum

April 2017

Document Number: 335437-002

[pdf] Specifications Datasheet

7th Generation Intel® Core™ Processor Celeron® and Xeon® E3 v6 Family Desktop Workstation Mobile Platforms Datasheet Addendum 59 CTPClassification CTP IC VisualMarkings Intel Corporation ntm gen core family datasheet addendum cdrdv2 public intel 335437 |||

7th Generation Intel CoreTM Processor, Intel Celeron Processor, and Intel Xeon Processor E3 v6 Famil ... -1275v6 B-0 8 4 2 1866 2400 3.8 0.35 1.15 73W LGA1151 3 Core: 4.1 4 Core: 4.0 1 Core: 4.2 **SR338** 953004 i7-7700 B-0 8 4 2 2 Core: 4.1 1866 2400 3.6 0.35 1.15 65W LGA1151 3 Core: 4.1 ...

lang:en score:13 filesize: 304.79 K page_count: 23 document date: 2017-04-25

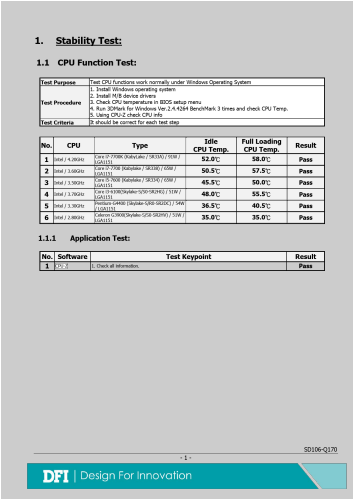

1. **Stability Test:**

1.1 CPU Function Test:

Test Purpose	Test CPU functions work normally under Windows Operating System
Test Procedure	1. Install Windows operating system 2. Install M/B device drivers 3. Check CPU temperature in BIOS setup menu 4. Run 3DMark for Windows Ver.2.4.4264 BenchMark 3 times and check CPU Temp. 5. Using CPU-Z check CPU info
Test Criteria	It should be correct for each test step

No.	CPU	Type	Idle CPU Temp.	Full Loading CPU Temp.	Result
1	Intel / 4.0GHz	Core i7-7700K (KabyLake / SR33A) / 65W / LGA1151	52.0℃	58.0℃	Pass
2	Intel / 3.60GHz	Core i7-7700 (Kabylake / SR338) / 65W / LGA1151	50.5℃	57.5℃	Pass
3	Intel / 3.90GHz	Core i5-7600 (Kabylake / SR334) / 65W / LGA1151	45.5℃	50.0℃	Pass
4	Intel / 3.70GHz	Core i5-6100(Skylake-S/S0-SR2H2) / 51W / LGA1151	48.0℃	55.5℃	Pass
5	Intel / 3.30GHz	Pentium G4400 (Skylake-S/S0-SR2DC) / 54W / LGA1151	36.5℃	40.5℃	Pass
6	Intel / 2.80GHz	Celeron G3900(Skylake-S/S0-SR2MV) / 52W / LGA1151	35.0℃	35.0℃	Pass

1.1.1 Application Test:

No.	Software	Test Keypoint	Result
1	CPU-Z	1. Check all information.	Pass

SD106-Q170

- 1 -

DFI | Design For Innovation

[pdf] Installation Guide

SD100 Rev 2 021 Designed Albert Tu Jan 15 ~ 26 2016 Mar 07 11 22 SD106 CPU Memory Compatibility List dfi Uploads DownloadCenter ebcaa847 0e69 4d97 9319 51d6155d951c |||

1. Stability Test: 1.1 CPU Function Test: Test Purpose Test Procedure Test Criteria Test CPU func ... z 6 Intel / 2.80GHz Type Core i7-7700K KabyLake / SR33A / 91W / LGA1151 Core i7-7700 Kabylake / **SR338** / 65W / LGA1151 Core i5-7600 Kabylake / SR334 / 65W / LGA1151 Core i3-6100 Skylake-S/S0-SR2...

lang:en score:12 filesize: 222.38 K page_count: 4 document date: 2020-06-15

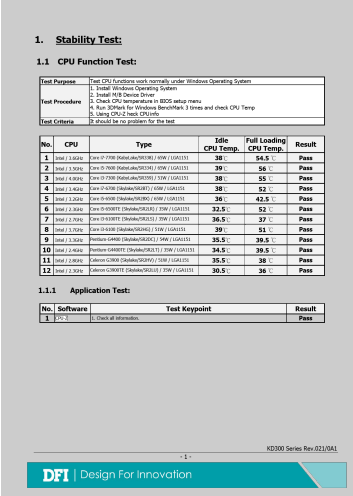

1. **Stability Test:**

1.1 CPU Function Test:

Test Purpose	Test CPU functions work normally under Windows Operating System
Test Procedure	1. Install Windows Operating System 2. Install M/B Device Driver 3. Check CPU temperature in BIOS setup menu 4. Run 3DMark for Windows BenchMark 3 times and check CPU Temp 5. Using CPU-Z hack CPU info
Test Criteria	It should be no problem for the test

No.	CPU	Type	Idle CPU Temp.	Full Loading CPU Temp.	Result
1	Intel / 3.6GHz	Core i7-7700 (KabyLake/SR33R) / 65W / LGA1151	38℃	54.5℃	Pass
2	Intel / 3.5GHz	Core i5-7600 (KabyLake/SR334) / 65W / LGA1151	39℃	56℃	Pass
3	Intel / 4.0GHz	Core i7-7700 (KabyLake/SR33B) / 51W / LGA1151	38℃	55℃	Pass
4	Intel / 3.4GHz	Core i7-6700 (Skylake/SR1RT) / 65W / LGA1151	38℃	52℃	Pass
5	Intel / 3.2GHz	Core i5-6500 (Skylake/SR1BQ) / 65W / LGA1151	36℃	42.5℃	Pass
6	Intel / 2.8GHz	Core i5-6500TE (Skylake/SR2LR) / 35W / LGA1151	32.5℃	52℃	Pass
7	Intel / 2.7GHz	Core i5-6400TE (Skylake/SR2L5) / 35W / LGA1151	36.5℃	37℃	Pass
8	Intel / 3.7GHz	Core i3-6100 (Skylake/SR2H2) / 51W / LGA1151	39℃	51℃	Pass
9	Intel / 3.3GHz	Pentium G4400 (Skylake/SR2DC) / 54W / LGA1151	35.5℃	39.5℃	Pass
10	Intel / 2.4GHz	Pentium G4400TE (Skylake/SR2L7) / 35W / LGA1151	34.5℃	39.5℃	Pass
11	Intel / 2.9GHz	Celeron G3900 (Skylake/SR2MV) / 51W / LGA1151	35.5℃	38℃	Pass
12	Intel / 2.3GHz	Celeron G3900TE (Skylake/SR2U1) / 35W / LGA1151	30.5℃	36℃	Pass

1.1.1 Application Test:

No.	Software	Test Keypoint	Result
1	CPU-Z	1. Check all information.	Pass

KD300 Series Rev.021/0A1

- 1 -

DFI | Design For Innovation

[pdf] Installation Guide

SD100 Rev 2 021 Designed Albert Tu Jan 15 ~ 26 2016 Mar 07 11 22 KD300 CPU Memory Compatibility List timestamp 1591253389 95019 dfi Uploads DownloadCenter 7cc959b6 7a87 46e7 9336 6df4daed17eb |||

1. Stability Test: 1.1 CPU Function Test: Test Purpose Test Procedure Test Criteria Test CPU func ... 7GHz 9 Intel / 3.3GHz 10 Intel / 2.4GHz 11 Intel / 2.8GHz 12 Intel / 2.3GHz Core i7-7700 KabyLake/**SR338** / 65W / LGA1151 Core i5-7600 KabyLake/SR334 / 65W / LGA1151 Core i3-7300 KabyLake/SR359 /...

lang:en score:11 filesize: 306.42 K page_count: 5 document date: 2020-06-04

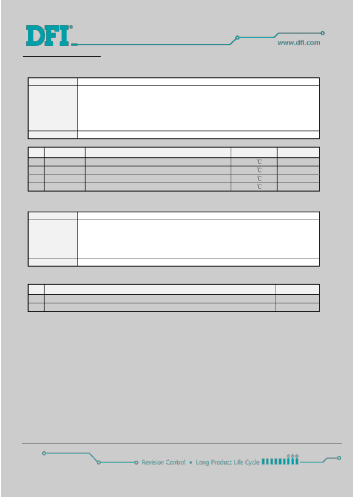

DFI

www.dfi.com

Revision Control • Long Product Life Cycle

[pdf] Installation Guide Test Report

3 Rebecca Hsu Hewlett Packard Company 1 Stability Test DFI Install Windows Operating System 2 M B Device Driver Run AIDA64 Cache and Memory Benchmark Ver 5 90 4200 time 4 Passmark Performance 9 0 Build1013 MicroATX KD331 test report dfi Uploads DownloadCenter 598961b1 d821 4c65 8171 04fcabb23cc4 |||

1. Stability Test: 1.1 CPU Function Test: Test Purpose Test Procedure Test Criteria Test CPU func ... PU 1 Intel / 3.6GHz 2 Intel / 3.5GHz 3 Intel / 4.0GHz 4 Intel / 3.8GHz Type Core i7-7700 KabyLake/**SR338** / 65W / LGA1151 Core i5-7600 KabyLake/SR334 / 65W / LGA1151 Core i3-7300 KabyLake/SR359 /...

lang:en score:11 filesize: 128.66 K page_count: 7 document date: 2018-02-23

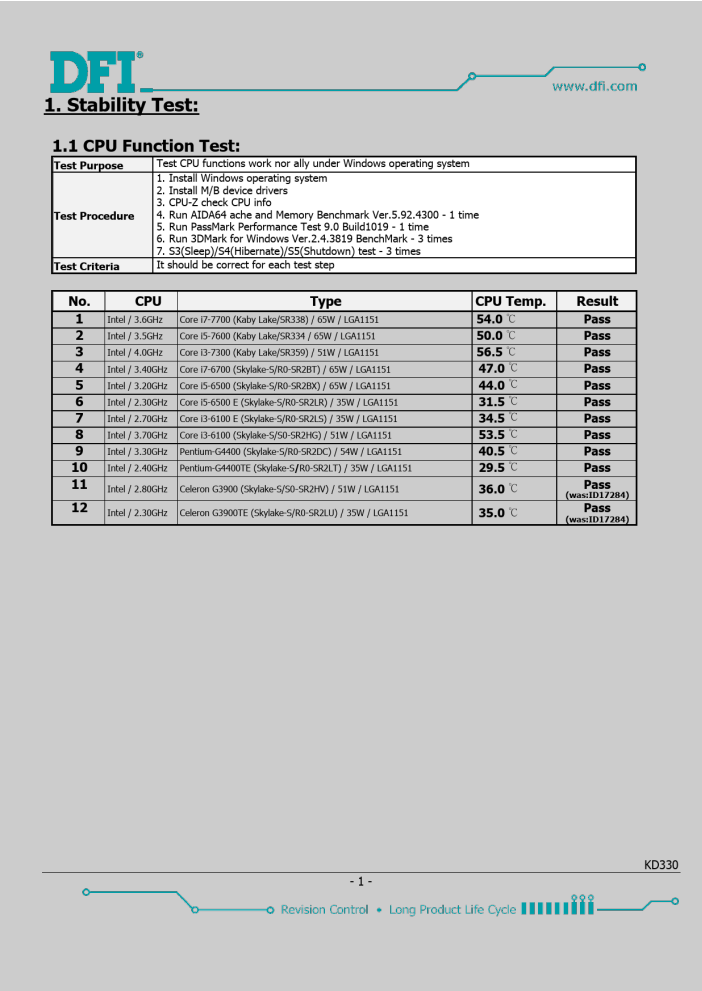

DFI www.dfi.com

1. Stability Test:

1.1 CPU Function Test:

Test Purpose	Test CPU functions work nor ally under Windows operating system
Test Procedure	1. Install Windows operating system 2. Install M/B device drivers 3. CPU-Z check CPU info 4. Run AIDA64 ache and Memory Benchmark Ver.5.92.4300 - 1 time 5. Run PassMark Performance Test 9.0 Build1019 - 1 time 6. Run 3DMark for Windows Ver.2.4.3819 BenchMark - 3 times 7. S3(Sleep)/S4(Hibernate)/S5(Shutdown) test - 3 times
Test Criteria	It should be correct for each test step

No.	CPU	Type	CPU Temp.	Result
1	Intel / 3.6GHz	Core i7-7700 (Kaby Lake/SR338) / 65W / LGA1151	54.0 ℃	Pass
2	Intel / 3.5GHz	Core i5-7600 (Kaby Lake/SR334 / 65W / LGA1151	50.0 ℃	Pass
3	Intel / 4.0GHz	Core i3-7300 (Kaby Lake/SR359) / 51W / LGA1151	56.5 ℃	Pass
4	Intel / 3.40GHz	Core i7-6700 (Skylake-S/R0-SR2BT) / 65W / LGA1151	47.0 ℃	Pass
5	Intel / 3.20GHz	Core i5-6500 (Skylake-S/R0-SR2BX) / 65W / LGA1151	44.0 ℃	Pass
6	Intel / 2.30GHz	Core i5-6500 E (Skylake-S/R0-SR2LR) / 35W / LGA1151	31.5 ℃	Pass
7	Intel / 2.70GHz	Core i3-6100 E (Skylake-S/R0-SR2LS) / 35W / LGA1151	34.5 ℃	Pass
8	Intel / 3.70GHz	Core i3-6100 (Skylake-S/S0-SR2HG) / 51W / LGA1151	53.5 ℃	Pass
9	Intel / 3.30GHz	Pentium-G4400 (Skylake-S/R0-SR2DC) / 54W / LGA1151	40.5 ℃	Pass
10	Intel / 2.40GHz	Pentium-G4400TE (Skylake-S/R0-SR2LT) / 35W / LGA1151	29.5 ℃	Pass
11	Intel / 2.80GHz	Celeron G3900 (Skylake-S/S0-SR2HV) / 51W / LGA1151	36.0 ℃	Pass (was:ID17284)
12	Intel / 2.30GHz	Celeron G3900TE (Skylake-S/R0-SR2LU) / 35W / LGA1151	35.0 ℃	Pass (was:ID17284)

KD330

- 1 -

Revision Control • Long Product Life Cycle

[pdf] Installation Guide Test Report

10 Rebecca Hsu Hewlett Packard Company MicroATX KD330 H110 Q170 test report dfi Uploads DownloadCenter 16944e66 116d 4b62 8eab be1fc73f4b95 |||

1. Stability Test: 1.1 CPU Function Test: Test Purpose Test Procedure Test CPU functions work nor ... 30GHz Intel / 2.70GHz Intel / 3.70GHz Intel / 3.30GHz Intel / 2.40GHz Type Core i7-7700 Kaby Lake/**SR338** / 65W / LGA1151 Core i5-7600 Kaby Lake/SR334 / 65W / LGA1151 Core i3-7300 Kaby Lake/SR359 ...

lang:en score:10 filesize: 241.76 K page_count: 10 document date: 2018-11-16