



[Manuals.plus](#) /

› [Napoleon](#) /

› Napoleon Prestige 665 RSIB Propane Gas Grill User Manual

Napoleon P665RSIBPSS

Napoleon Prestige 665 RSIB Propane Gas Grill User Manual

Model: P665RSIBPSS

INTRODUCTION

This manual provides essential information for the safe and efficient operation, maintenance, and troubleshooting of your Napoleon Prestige 665 RSIB Propane Gas Grill. Please read this manual thoroughly before assembly or operation to ensure proper use and to prevent injury or damage.

The Napoleon Prestige 665 Propane Gas Grill with infrared side and rear burners is a comprehensive outdoor cooking solution. Crafted from high-quality stainless steel, this full-sized cart model barbecue offers the capabilities of a complete outdoor kitchen. Featuring five main burners, an infrared rear burner, and an infrared side burner, this grill supports diverse cooking styles. Distinctive wave cooking grids ensure characteristic sear marks. The durable stainless steel construction extends to the basin, tube burners, dual-level sear plates, and cooking grids, with sear plates designed to vaporize drippings and minimize flare-ups. For safety, the control knobs illuminate red when a burner is active.

SETUP AND ASSEMBLY

Your Napoleon Prestige 665 RSIB grill requires assembly. It is recommended to have two people for certain parts of the assembly process. Ensure all components are present and undamaged before beginning. Refer to the included assembly instructions for detailed steps.

Dimensions



PRESTIGE® 665 RSIB

with Infrared Side and Rear Burners



92,000 BTU's



**41 BURGER
CAPACITY**



18" x 36.87"

1140 IN² TOTAL COOKING AREA

PROPANE | STAINLESS STEEL

Figure 1: Product Dimensions. The grill measures 50.25 inches in height, 75 inches in width, and 26.5 inches in depth.

Included Components

- Main Grill Unit
- Side Shelves (with integrated Sizzle Zone burner and cutting board)
- Rotisserie Kit
- 7.5mm Stainless Steel Iconic Wave™ Cooking Grids
- Accu-Probe™ Temperature Gauge
- 3 D batteries (for Night Light™ Knobs)

Placement

Position the grill on a stable, level surface away from combustible materials. The grill features locking caster wheels for easy movement and secure placement.




Figure 2: Locking Caster Wheels. These wheels allow for easy repositioning and secure locking of the grill.

OPERATING INSTRUCTIONS

Ignition System

The grill is equipped with an Instant JetFire™ Ignition system for quick and reliable startup. To ignite a burner, ensure the gas supply is open, push in and turn the control knob to the high setting, then press the ignition button. The Night Light™ Knobs with Safetyglow will illuminate blue when on and red when a burner is active, providing visual confirmation of operation.



NIGHT LIGHT™ KNOBS WITH SAFETYGLOW

Never accidentally leave the gas on and know which burners are lit for multi-zone grilling.

Figure 3: Night Light™ Knobs with Safetyglow. These knobs illuminate to indicate active burners and enhance safety during operation.

Temperature Control

The Accu-Probe™ Temperature Gauge on the lid accurately monitors the internal temperature of the grill, allowing for precise temperature control during cooking.

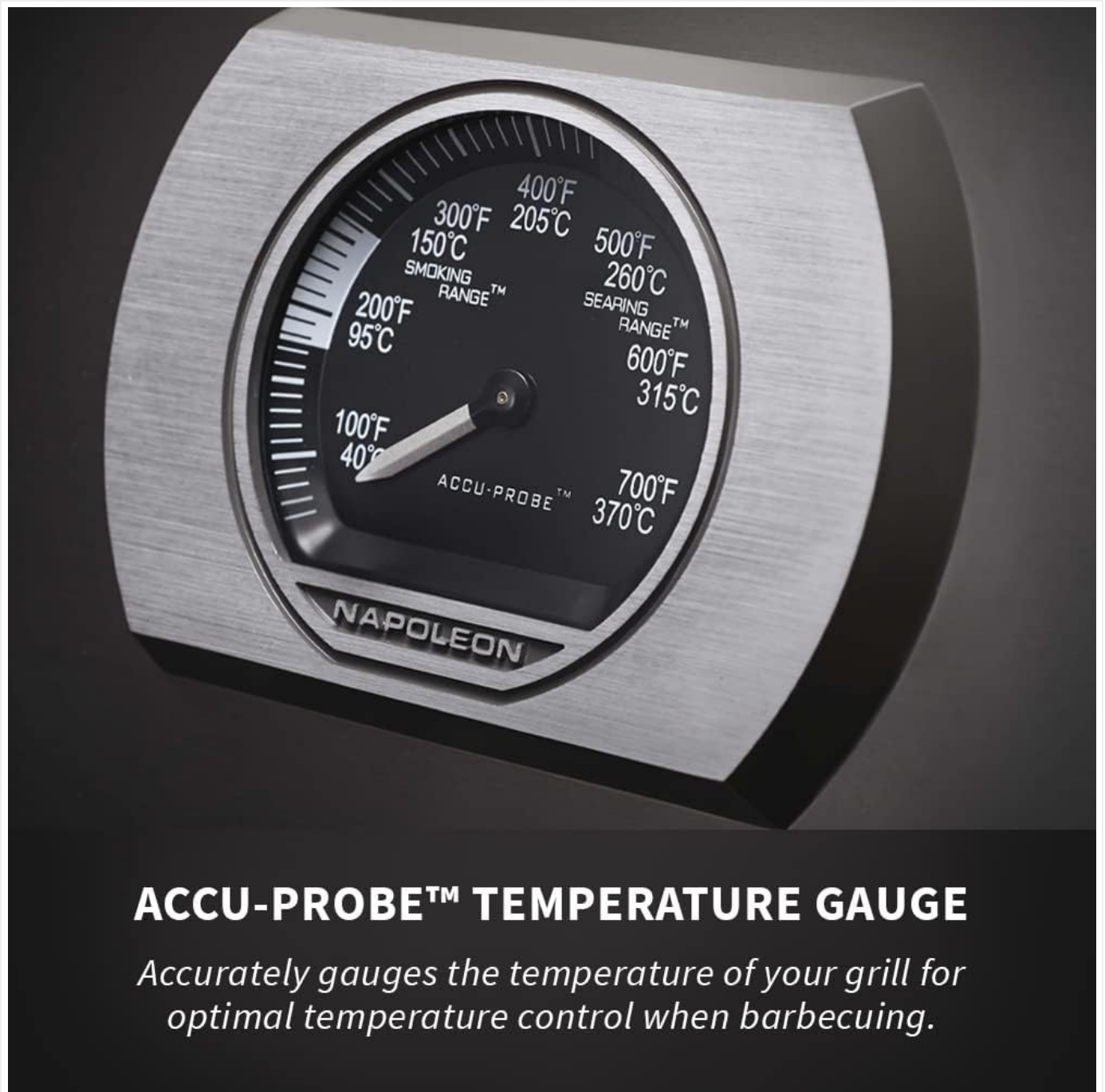


Figure 4: Accu-Probe™ Temperature Gauge. Provides accurate temperature readings for optimal grilling.

Cooking Features

- **Main Burners:** Five stainless steel main burners provide 92,000 BTUs of heating power for direct and indirect grilling.
- **Infrared Sizzle Zone™ Side Burner:** Ideal for high-heat searing, this side burner reaches 800°C (1472°F) in 30 seconds, creating perfect grill marks and locking in juices.

PERFECT
GRILL MARKS



INFRARED SIZZLE ZONE™ SIDE BURNER

Gas is forced through ports in a ceramic plate and ignited, heating to 800°C in 30 seconds producing high heat searing.

Figure 5: Infrared Sizzle Zone™ Side Burner. Perfect for achieving professional-grade searing.

- **Rear Infrared Rotisserie Burner:** Use with the included rotisserie kit for slow spit roasting, ensuring even cooking and succulent results.



Figure 6: Rear Infrared Rotisserie Burner. Enhances slow-roasting capabilities.

- **Iconic Wave™ Cooking Grids:** The 7.5mm thick stainless steel wave-shaped cooking grids provide even heat transfer and prevent smaller food items from falling through.



Figure 7: Iconic Wave™ Cooking Grids. Designed for superior heat distribution and preventing food from slipping.

- **Dual-Level Stainless Steel Sear Plates:** These plates vaporize drippings, reducing flare-ups and adding flavor to your food.
- **Lift Ease™ Roll Top Lid:** This space-saving, double-insulated lid provides excellent convection heating and oven-like cooking, lifting smoothly with center-gravity design.

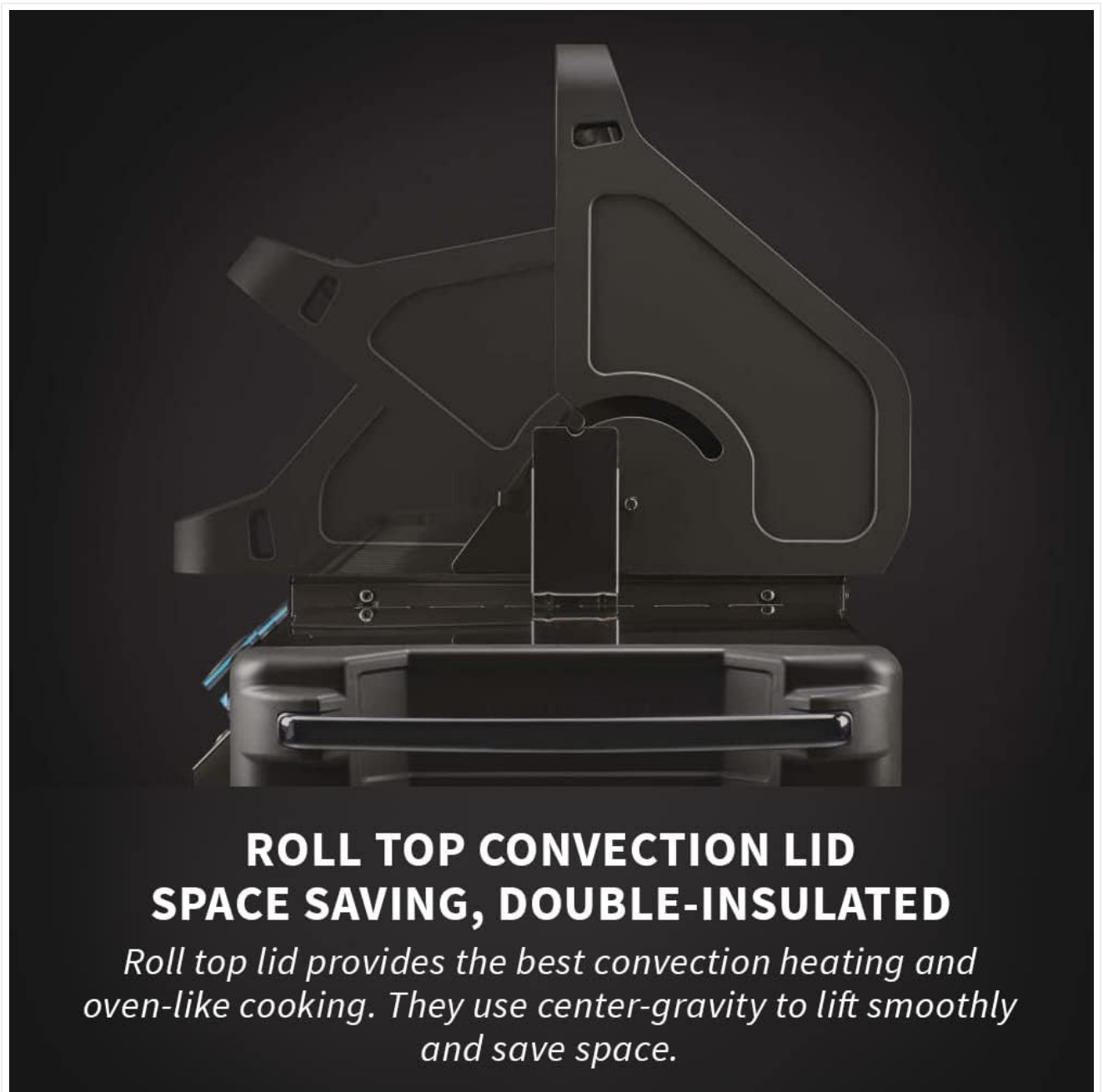


Figure 8: Lift Ease™ Roll Top Lid. Offers efficient heat retention and easy access.

Official Product Videos

Napoleon Prestige Grills Overview

Your browser does not support the video tag.

This video provides a comprehensive overview of the Napoleon Prestige Grills, highlighting their features, versatility, and performance for various grilling occasions. It showcases the grill's ability to produce restaurant-quality meals with optimal moisture and flavor, emphasizing the infrared Sizzle Zone side burner, rear burner options, and iconic wave cooking grids. The video also demonstrates the Instant JetFire ignition and Night Light control knobs with Safetyglow, illustrating how these features enhance the grilling experience.

Prestige Grills Product Video

Your browser does not support the video tag.

This product video for Prestige Grills showcases the advanced features and design of the Napoleon Prestige series. It highlights the grill's robust construction, innovative cooking technologies like the infrared burners, and user-friendly elements such as the Night Light knobs. The video demonstrates the grill's capacity for diverse cooking methods, from high-heat searing to slow rotisserie cooking, making it a versatile addition to any backyard.

MAINTENANCE

Regular maintenance ensures the longevity and optimal performance of your Napoleon grill. Always allow the grill to cool completely before cleaning.

Cleaning the Cooking Grids

After each use, brush the cooking grids with a grill brush while they are still warm to remove food residue. For deeper cleaning, remove the grids and wash with warm, soapy water.

Cleaning Stainless Steel Surfaces

Wipe down stainless steel surfaces with a soft cloth and a stainless steel cleaner or mild soap and water. Avoid abrasive cleaners or pads that can scratch the finish. The enclosed cart design helps protect internal components from weather, contributing to long-lasting durability.



Figure 9: Enclosed Cart Design. Provides protection from weather elements for enhanced durability.

Burner Maintenance

Periodically inspect the burners for blockages or damage. Clean any debris from the burner ports to ensure even flame distribution.

Drip Pan

Regularly check and clean the drip pan to prevent grease buildup and potential flare-ups.

TROUBLESHOOTING

Problem	Possible Cause	Solution
Burner not igniting	Gas supply off, clogged burner port, faulty igniter.	Check gas tank/line, clean burner ports, inspect igniter electrode.
Uneven heating	Clogged burner ports, improper heat deflector placement.	Clean burner ports, ensure heat deflectors are correctly positioned.
Flare-ups	Excessive grease buildup, high heat setting.	Clean drip pan and sear plates, reduce heat, trim excess fat from food.
Knobs not lighting up	Dead batteries, loose battery connection.	Replace 3 D batteries, check battery compartment for secure connection.

SPECIFICATIONS

Brand: Napoleon

Model Name: Prestige® 665 RSIB (P665RSIBPSS)

Product Dimensions (L x W x H): 26.5"D x 75"W x 50.25"H

Item Weight: 245.1 Pounds

Material: Stainless Steel (Frame, Handle, Burners, Sear Plates, Cooking Grids)

Color: Stainless Steel

Main Burner Count: 5

Side Burner Count: 1 (Infrared Sizzle Zone™)

Rear Burner: Infrared Rotisserie Burner

Heating Power: 92,000 BTUs (Total) / 26.96 Kilowatts / 26962 watts

Cooking Surface Area: 1140 in² total cooking area / 663.66 Square Inches (main)

Cooking Grids: 7.5mm Stainless Steel Iconic Wave™

Ignition: Instant JetFire™ Ignition

Temperature Gauge: Accu-Probe™ Temperature Gauge

Knobs: Night Light™ Knobs with Safetyglow

Lid Type: Lift Ease™ Roll Top Convection Lid

Included Components: Rotisserie Kit

Assembly Required: Yes

Batteries: 3 D batteries (included)

Installation Type: Free Standing

UPC: 629162131829

WARRANTY INFORMATION

The Napoleon Prestige 665 RSIB Propane Gas Grill comes with a President's Limited Lifetime Warranty. For detailed terms and conditions, including coverage specifics and exclusions, please refer to the official warranty documentation provided with your product or visit the Napoleon Grills website.



Figure 10: President's Limited Lifetime Warranty. Your grill is backed by Napoleon's comprehensive warranty.

CUSTOMER SUPPORT

For any questions, technical assistance, or warranty claims, please contact Napoleon Customer Support. You can find contact information on the official Napoleon Grills website or through the customer support link provided at the point of purchase.

Visit the [Napoleon Store](#) for more information and resources.