

Manuals+

[Q & A](#) | [Deep Search](#) | [Upload](#)

manuals.plus /

› [BlueParrott](#) /

› [BlueParrott C300-XT Noise Canceling Bluetooth Headset User Manual](#)

BlueParrott C300-XT

BlueParrott C300-XT Noise Canceling Bluetooth Headset User Manual

Model: C300-XT

INTRODUCTION

This manual provides instructions for the BlueParrott C300-XT Noise Canceling Bluetooth Headset. The C300-XT is designed for clear communication in high-noise environments, offering extended wireless range and durable construction.

PACKAGE CONTENTS

Verify that all items are present in your product package:

- BlueParrott C300-XT Headset
- Over-the-head wearing style attachment
- 2 x Behind-the-neck wearing style attachments (left & right)
- 4 x Ear hooks
- 5 x Ear gels
- Leatherette ear cushion
- Foam ear cushion
- USB charging cable
- Automotive charger
- Quick Start Guide (GSG)
- Warning and warranty sheets

IN THE BOX

BlueParrott C300-XT

Headset



Over-the-head wearing style
Behind-the-neck (L&R)



Leather & foam ear cushion



Ear gels & ear hooks



Vehicle & USB charger



Image: Contents of the BlueParrott C300-XT package, including the headset, various wearing styles, ear cushions, ear gels, ear hooks, and charging accessories.

PRODUCT OVERVIEW

The BlueParrott C300-XT headset features a compact design with integrated controls and a microphone optimized for noise cancellation.



Image: The BlueParrott C300-XT headset shown with the over-the-head wearing style attached, highlighting its compact form factor and control buttons.

Key Features:

- **Noise Cancellation:** Provides 80% noise cancellation for clear audio in loud environments.
- **Long Wireless Range:** Connects up to 100 meters (300 feet) from paired devices.
- **Extended Talk Time:** Up to 10 hours of talk time on a single charge.
- **IP65-Rated Durability:** Dust and water-resistant for use in various conditions.
- **Multiple Wearing Styles:** Adaptable for over-the-head, behind-the-neck, or ear hook wear.



Image: Close-up of the BlueParrott C300-XT headset, emphasizing its 80% noise cancellation capability for clear calls in high-noise workplaces.

SETUP

1. Charging the Headset

Before initial use, fully charge the headset. Connect the supplied USB charging cable to the headset's charging port and to a USB power source (e.g., computer, wall adapter, or the included automotive charger). The LED indicator will show charging status.

2. Pairing with a Bluetooth Device

1. Ensure the headset is turned off.
2. Press and hold the **Power button** until the LED indicator flashes blue and red, indicating pairing mode.
3. On your smartphone or Bluetooth-enabled device, enable Bluetooth and search for new devices.
4. Select "BlueParrott C300-XT" from the list of available devices.
5. If prompted for a PIN, enter "0000" (four zeros).
6. Once paired, the LED indicator will turn solid blue or flash blue periodically.

OPERATING INSTRUCTIONS

Wearing Styles

The C300-XT offers three wearing styles for optimal comfort and fit:

- **Over-the-Head:** Provides stability and comfort for extended wear.
- **Behind-the-Neck:** A discreet option that keeps the headset secure.
- **Ear Hook:** Lightweight and flexible for quick placement.



Image: Illustration showing the BlueParrott C300-XT headset configured for over-the-head, behind-the-neck, and ear hook wearing styles.

Basic Controls

- **Power Button:** Press and hold to turn on/off. Short press to check battery status.
- **Volume Up/Down Buttons:** Adjust audio volume during calls or media playback.
- **BlueParrott Button:** This customizable button can be configured via the BlueParrott app for various functions such as Push-to-Talk, speed dial, or mute.



Image: A detailed view of the BlueParrott C300-XT headset's control panel, featuring the power, volume, and customizable BlueParrott Button, alongside a smartphone screen displaying the BlueParrott Button app interface.

BlueParrott VoiceControl

The C300-XT supports BlueParrott VoiceControl, allowing for hands-free operation. This feature enables you to answer or reject calls using voice commands, enhancing safety and convenience in demanding work environments.

Microsoft Teams Walkie Talkie Integration

The headset automatically integrates with Microsoft Teams Walkie Talkie when connected to a mobile device with the app installed (version 1416/1.0.0.2022372201 or newer). This allows users to send and

receive Push-to-Talk messages directly from the headset without needing to interact with their mobile device.

MAINTENANCE

To ensure the longevity and optimal performance of your BlueParrott C300-XT headset, follow these maintenance guidelines:

- **Cleaning:** Regularly wipe the headset with a soft, dry cloth. For deeper cleaning, use a slightly damp cloth with mild soap, ensuring no moisture enters ports.
- **Storage:** Store the headset in a cool, dry place away from extreme temperatures and direct sunlight.
- **Charging:** Avoid overcharging. Disconnect the charger once the headset is fully charged.
- **Water Resistance:** While IP65-rated for dust and water resistance, avoid submerging the headset in water. Ensure charging port covers are securely closed.

TROUBLESHOOTING

If you encounter issues with your BlueParrott C300-XT, refer to the following common solutions:

Problem	Solution
Headset does not turn on	Ensure the headset is charged. Connect it to a power source using the USB cable.
Cannot pair with device	<ul style="list-style-type: none">• Ensure the headset is in pairing mode (flashing blue and red LED).• Make sure Bluetooth is enabled on your device.• Move the headset closer to your device.• Try restarting both the headset and your device.
No audio or poor audio quality	<ul style="list-style-type: none">• Check the volume levels on both the headset and your connected device.• Ensure the headset is within the Bluetooth range (100 meters/300 feet).• Reconnect the headset to your device.• Verify that the correct audio output is selected on your device.
Microphone not working	<ul style="list-style-type: none">• Ensure the microphone is not muted.• Check microphone settings on your connected device.

SPECIFICATIONS

Feature	Detail
Model Name	C300-XT
Noise Control	Active Noise Cancellation (80%)
Connectivity Technology	Bluetooth 5.0

Feature	Detail
Wireless Range	Up to 100 meters (300 feet)
Battery Life (Talk Time)	Up to 10 hours
Water Resistance Level	IP65-Rated (Dust and Water Resistant)
Frequency Response	20 Hz - 20 KHz
Item Weight	0.9 Ounces (approx. 25.5 grams)
Product Dimensions	3.56 x 0.63 x 1.12 inches
Material	Acrylonitrile Butadiene Styrene (ABS), Polycarbonate (PC), Silicone
Control Method	Voice, Buttons



WARRANTY AND SUPPORT





The BlueParrott C300-XT headset comes with a **2-year warranty** from the date of purchase. This warranty covers manufacturing defects under normal use conditions.

For detailed warranty terms, technical support, or service inquiries, please refer to the warranty sheet included in your package or visit the official BlueParrott support website. Keeping your proof of purchase is recommended for warranty claims.

You can also update your headset's firmware and software using the BlueParrott Updater, a free software program available for download. Connect your headset to a computer via USB and use the updater for the latest functionality.

Related Documents - C300-XT

 <p>BlueParrott B250-XTS User Manual</p>	<p>BlueParrott B250-XTS User Manual: Setup, Features, and Operation</p> <p>Comprehensive user manual for the BlueParrott B250-XTS Bluetooth headset, covering setup, pairing, call management, features, and troubleshooting.</p>
 <p>BlueParrott M300-XT User Manual</p>	<p>BlueParrott M300-XT User Manual - Setup, Features, and Support</p> <p>Comprehensive user manual for the BlueParrott M300-XT headset, covering features, setup, how to wear, charging, connecting via Bluetooth and NFC, call handling, multipoint mode, app usage, and care instructions.</p>

	<p>BlueParrott C400-XT: How to Reset Your Headset</p> <p>Learn how to reset your BlueParrott C400-XT headset to clear Bluetooth pairing memory and restore default settings. Follow simple step-by-step instructions for troubleshooting.</p>
	<p>How to Reset BlueParrott C400-XT Headset</p> <p>Instructions on how to reset your BlueParrott C400-XT headset, clearing Bluetooth pairing memory and restoring default settings. Includes steps for re-pairing with a smartphone.</p>
	<p>How to Reset BlueParrott B350-XT BPB-35020 Headset</p> <p>Learn how to reset your BlueParrott B350-XT BPB-35020 headset to clear Bluetooth pairing memory and restore default settings. Follow simple steps to reset and re-pair your device.</p>
	<p>BlueParrott C300-XT Headset: Quick Start Guide</p> <p>Get started with your BlueParrott C300-XT headset. This guide covers pairing, wearing styles, basic usage, and voice controls for optimal communication.</p>