

## EdgeStar CWR182SZ

# EdgeStar CWR182SZ Wine Cooler User Manual

Model: CWR182SZ | Brand: EdgeStar

## IMPORTANT SAFETY INFORMATION

Please read all instructions before using this appliance to reduce the risk of fire, electric shock, or injury. Keep this manual for future reference.

### General Safety Precautions

- This appliance is intended for household use only.
- Ensure the unit is properly grounded. Do not remove the grounding prong from the power cord.
- Do not operate the unit with a damaged power cord or plug. If damaged, contact qualified service personnel.
- Do not use extension cords or ungrounded (two-prong) adapters.
- Unplug the unit before cleaning or performing any maintenance.
- Keep ventilation openings clear of obstructions.
- Do not store explosive substances such as aerosol cans with a flammable propellant in this appliance.
- This appliance is not intended for use by persons (including children) with reduced physical, sensory or mental capabilities, or lack of experience and knowledge, unless they have been given supervision or instruction concerning use of the appliance by a person responsible for their safety.
- Children should be supervised to ensure that they do not play with the appliance.

### Proposition 65 Warning

This product contains chemicals known to the State of California to cause cancer and birth defects or other reproductive harm. For more information, please visit [www.P65Warnings.ca.gov](http://www.P65Warnings.ca.gov).

## PRODUCT OVERVIEW

The EdgeStar CWR182SZ is a 12-inch wide, 18-bottle capacity built-in wine cooler designed for single-zone temperature control. It features a sleek stainless steel trim door, digital temperature controls, and blue internal LED lighting to showcase your wine collection. This unit is suitable for both built-in under-counter installation and freestanding use.





**Figure 1:** Front view of the EdgeStar CWR182SZ 12-inch wide wine cooler, showcasing its stainless steel trim door, digital display, and blue internal LED lighting.

## Key Features

- **Capacity:** Accommodates up to 18 standard 750ml Bordeaux wine bottles. Note: Larger bottles may require removal of a shelf.
- **Temperature Range:** Single zone cooling from 40-65°F (4-18°C), ideal for various wine types.
- **Digital Controls:** Touch controls and a digital display for precise temperature management.
- **Internal Lighting:** Blue LED lighting illuminates the interior, enhancing visibility without generating heat.
- **Shelving:** Six slide-out, wood-trimmed wire racks for easy access and elegant presentation.
- **Installation:** Designed for versatile built-in or freestanding installation.
- **Reversible Door:** The tempered glass door can be reversed to open from either the right or left side.
- **Carbon Filter:** Built-in carbon filter acts as a natural barrier against unpleasant odors, protecting your wine.
- **Frost-Free:** Automatic defrosting system for convenience.
- **Alarms:** High/low temperature alarm and door ajar alarm for optimal wine preservation.

## SETUP AND INSTALLATION

---

### Unpacking Your Wine Cooler

1. Remove all packaging materials, including the foam base and adhesive tape.
2. Inspect the unit for any shipping damage. If damage is found, contact your retailer immediately.
3. Clean the interior of the unit with a damp cloth before use.
4. Allow the unit to stand upright for at least 24 hours before plugging it in. This allows the refrigerant to settle.

### Choosing a Location

The CWR182SZ can be installed as a built-in unit under a counter or as a freestanding appliance.

- **Ventilation:** This unit features fan-forced front ventilation, allowing it to be installed flush with surrounding cabinetry. For built-in installations, allow a minimum of 1 to 2 inches of clearance at the back for proper ventilation and service access.
- **Level Surface:** Place the unit on a flat, level surface strong enough to support its weight when fully loaded. Adjust the leveling legs as needed.
- **Temperature:** Avoid placing the unit in direct sunlight or near heat sources (e.g., oven, radiator). The ambient temperature should be between 60-90°F (16-32°C).
- **Electrical:** Ensure the electrical outlet meets the unit's requirements (115 Volts, 90 Watts). Do not use a shared outlet or an extension cord.
- **Protection:** The unit must be installed in an area protected from the elements (wind, rain, etc.).



**Figure 2:** The wine cooler seamlessly integrated into kitchen cabinetry as a built-in unit, demonstrating its compact design and front ventilation.

## Dimensions and Clearance

The external dimensions of the unit are 11-5/8" W x 34" H x 22-3/8" D. When installing as a built-in unit, ensure sufficient space for proper air circulation and serviceability.







**Figure 3:** Diagram illustrating the external dimensions of the wine cooler: 11.63 inches wide, 34 inches high, and 22.38 inches deep.

## Door Reversal

The door hinge is reversible, allowing you to change the door swing direction to best suit your installation space. Refer to the detailed instructions in the full owner's manual for the specific steps to reverse the door.

## OPERATING INSTRUCTIONS

### Control Panel

The control panel is located inside the unit, at the top, and features touch controls and a digital LED display.



**Figure 4:** Close-up of the digital control panel with blue LED display, showing temperature settings and operational indicators.

- **Power Button:** Turns the unit on or off.
- **Temperature Up/Down Arrows:** Adjust the desired temperature setting. The temperature range is 40-65°F (4-18°C).
- **Light Button:** Toggles the internal blue LED light on or off.
- **°C/°F Button:** Switches the temperature display between Celsius and Fahrenheit.
- **Digital Display:** Shows the current internal temperature or the set temperature during adjustment.

### Setting the Temperature

Press the Up or Down arrow buttons to increase or decrease the desired temperature. The display will flash the set temperature for a few seconds, then revert to showing the actual internal temperature. Allow several hours for the unit to reach the set temperature, especially after initial startup or loading new bottles.

### Loading Wine Bottles

The unit is designed to hold up to 18 standard 750ml Bordeaux wine bottles. To accommodate larger bottles (e.g., Pinot Noir, Chardonnay), it may be necessary to remove one or more shelves. Ensure bottles are placed securely on the wood-trimmed shelves.





**Figure 5:** Interior view of the wine cooler with bottles stored on the wood-trimmed shelves, illuminated by blue LED lighting.

## Alarms

- **High/Low Temperature Alarm:** Alerts you if the internal temperature deviates significantly from the set temperature.
- **Door Ajar Alarm:** Sounds if the door is left open for an extended period, helping to prevent temperature fluctuations.

## MAINTENANCE

---

### Cleaning Your Wine Cooler

- **Interior:** Clean the interior regularly with a mild detergent and warm water. Avoid abrasive cleaners.
- **Exterior:** Wipe the exterior with a soft cloth and mild soap. For stainless steel surfaces, use a stainless steel cleaner.
- **Door Gasket:** Clean the door gasket to ensure a proper seal.
- **Shelves:** The wood-trimmed shelves can be removed and cleaned with a damp cloth. Ensure they are dry before reinserting.

### Automatic Defrost

The EdgeStar CWR182SZ features an automatic defrost system. During operation, frost may accumulate on the evaporator. This frost will periodically melt and drain into a collection tray at the back of the unit, where it evaporates. No manual defrosting is typically required.

### Carbon Filter Replacement

The built-in carbon filter helps to neutralize odors that could affect your wine. It is recommended to replace the carbon

filter every 3-6 months, depending on usage and ambient conditions. Replacement filters can be purchased from authorized EdgeStar retailers.



**Figure 6:** Image depicting the carbon filter, which helps protect wine from odors. Regular replacement is recommended.

**Power Outage**

In the event of a power outage, the unit will typically retain its temperature settings. However, prolonged outages may affect the internal temperature. Minimize door openings during an outage to preserve the internal temperature.

**TROUBLESHOOTING**

Before contacting customer service, please review the following common issues and solutions:

Problem	Possible Cause	Solution
Unit does not operate	No power; circuit breaker tripped; power cord not fully plugged in.	Check power supply, reset circuit breaker, ensure plug is secure.
Unit is not cold enough	Temperature set too high; door not closed properly; excessive door openings; unit located near a heat source; insufficient clearance.	Lower temperature setting; ensure door is sealed; reduce door openings; relocate unit; ensure proper ventilation.
Excessive noise	Unit not level; vibrating against a wall; normal compressor operation.	Adjust leveling legs; ensure clearance from walls; some operational noise is normal.
Door does not close properly	Unit not level; door gasket dirty or damaged; shelves are out of position.	Adjust leveling legs; clean or replace gasket; reposition shelves.
Digital display not working	Power issue; control panel malfunction.	Check power supply; if problem persists, contact customer support.

**SPECIFICATIONS**

Detailed technical specifications for the EdgeStar CWR182SZ wine cooler:

Feature	Specification
Model Number	CWR182SZ



Feature	Specification
Capacity	18 Standard Bordeaux Bottles (2.12 Cubic Feet)
Temperature Zone	Single Zone
Temperature Range	40-65°F (4-18°C)
Installation Type	Built-In, Free Standing
External Dimensions (W x H x D)	11.63" x 34" x 22.38"
Item Weight	73 Pounds
Voltage	115 Volts
Wattage	90 Watts
Annual Energy Consumption	171 Kilowatt Hours
Shelves	6 Wood-Trimmed Wire Racks
Defrost System	Automatic
Door Hinge	Reversible (Right-Hand Standard)
Color	Stainless Steel
Special Features	Adjustable Shelves, Digital Controls, LED Lighting, Carbon Filter

## WARRANTY AND SUPPORT

### Product Warranty

EdgeStar products typically come with a limited manufacturer's warranty covering defects in materials and workmanship. The specific terms and duration of your warranty may vary. Please refer to the warranty card included with your product or visit the official EdgeStar website for detailed warranty information.



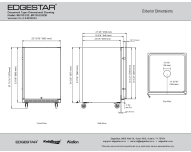

### Customer Support

For technical assistance, troubleshooting beyond this manual, or warranty claims, please contact EdgeStar Customer Support. Have your model number (CWR182SZ) and purchase information ready when you call or email.

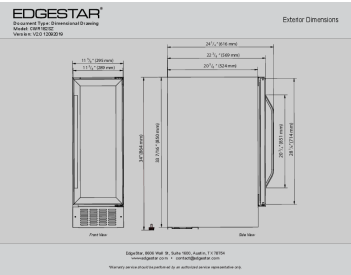
**Online Resources:** You may find additional support, FAQs, and product registration on the official EdgeStar website.

**Note:** No official product videos were provided in the available data for this manual.

### Related Documents

	<p><a href="#">EdgeStar CWR1552DD Built-In Wine Refrigerator Owner's Manual</a></p> <p>This owner's manual provides detailed instructions for the installation, operation, cleaning, and maintenance of the EdgeStar CWR1552DD Built-In Wine Refrigerator. It includes important safety information, parts identification, troubleshooting tips, and specifications.</p>
	<p><a href="#">EdgeStar CWF440SZ Freestanding Wine Refrigerator Owner's Manual</a></p> <p>Comprehensive owner's manual for the EdgeStar CWF440SZ Freestanding Wine Refrigerator, covering installation, operation, maintenance, troubleshooting, and warranty information.</p>
	<p><a href="#">EdgeStar Kegerator BR7001SS &amp; BR7001SSOD Dimensional Drawings</a></p> <p>Detailed exterior and interior dimensions, along with door swing specifications for the EdgeStar BR7001SS and BR7001SSOD kegerators. Includes measurements for front, side, and top views.</p>
	<p><a href="#">EdgeStar IB450SSP Built-in Ice Maker Owner's Manual and Installation Guide</a></p> <p>Comprehensive owner's manual for the EdgeStar IB450SSP built-in ice maker, covering installation, operation, maintenance, troubleshooting, and warranty information. Learn how to properly install, use, and care for your ice maker.</p>

Documents - EdgeStar – CWR182SZ



[\[pdf\]](#) Specifications Dimension Guide Guide Warranty

CWR182SZ Dimensional Guide V2 0 120922019 Administrator f0v3515352 s 2006 s1 img b build mediabase specifications edgestar 1546122 |||

Document Type: Dimensional Drawing Model: **CWR182SZ** Version: V2.0 12092019

11 / 295 mm 11 / 289 mm 24 / 616 mm 22 / 569 mm 20 / 524 mm Exterior Dimensions

34 864 mm 33 7/16 850 mm 20 / 851 mm 28 / 714 mm Front View Side View

EdgeStar, 8606 Wall St, Suite 1600,...

lang:en score:51 filesize: 320.97 K page\_count: 3 document date: 2019-12-09



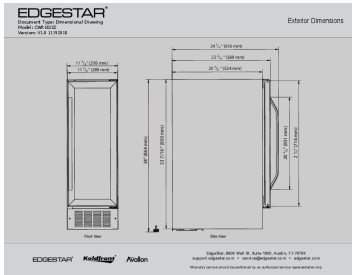
[\[pdf\]](#) User Manual Owner's Manual Specifications Warranty Label

EdgeStar CWR182SZ Owner s Manual cwr182sz owner manual s1 img b build mediabase specifications edgestar 1546122 |||

Wine Refrigerator **CWR182SZ** Owner s Manual www.edgestar.com V2.1-07132021

Important Safety Information Improper handling can cause serious damage to the EdgeStar refrigerator and / or injury to the user. This refrigerator is designed for domestic indoor use only. Do not use the unit for industri...

lang:en score:50 filesize: 819.35 K page\_count: 21 document date: 2021-09-03



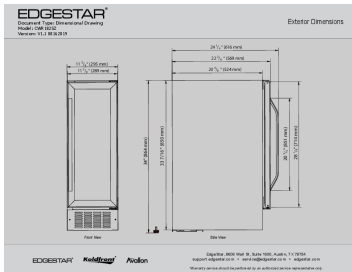
### [\[pdf\]](#) Dimension Guide Warranty

CWR182SZ Drawing V1 0 11192018 Administrator 0cd36530f867d78d8553c6ee00a1bad6

powerequipmentdirect manuals |||

Document Type: Dimensional Drawing Model: **CWR182SZ** Version: V1.0 11192018  
 11 / 295 mm 11 / 289 mm 24 / 616 mm 22 / 569 mm 20 / 524 mm Exterior Dimensions  
 34 864 mm 33 7/16 850 mm 20 / 851 mm 2 / 714 mm Front View Side View EdgeStar,  
 8606 Wall St, Suite 1800, A...

lang:en **score:44** filesize: 365.85 K page\_count: 3 document date: 2018-11-20



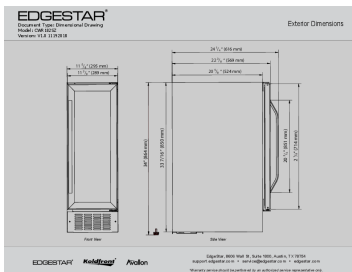
### [\[pdf\]](#) Dimension Guide Warranty

CWR182SZ Drawing V1 1 08162019 Administrator Dimensional EdgeStar Single Zone Cooler Service

Documents support edgestar hc article attachments 360036197091 |||

Document Type: Dimensional Drawing Model: **CWR182SZ** Version: V1.1 08162019  
 11 / 295 mm 11 / 289 mm 24 / 616 mm 22 / 569 mm 20 / 524 mm Exterior Dimensions  
 34 864 mm 33 7/16 850 mm 20 / 851 mm 28 / 714 mm Front View Side View  
 EdgeStar, 8606 Wall St, Suite 1600, ...

lang:en **score:39** filesize: 388.72 K page\_count: 3 document date: 2019-08-16



### [\[pdf\]](#) Dimension Guide Warranty

CWR182SZ Drawing V1 11192018 Administrator Dimensions EdgeStar Single Zone 24 25 Built In 18

Bottle Wine Refrigerator with Reversible Door eget1105 CWR182SZEdgeStar CWR182SZv1secure img1  
 ag wfcdn dm document ba363863 5b3d 4275 936c 9e73a9a7db19 dimensions |||

Document Type: Dimensional Drawing Model: **CWR182SZ** Version: V1.0 11192018  
 11 / 295 mm 11 / 289 mm 24 / 616 mm 22 / 569 mm 20 / 524 mm Exterior Dimensions  
 34 864 mm 33 7/16 850 mm 20 / 851 mm 2 / 714 mm Front View Side View EdgeStar,  
 8606 Wall St, Suite 1800, A...

lang:en **score:35** filesize: 365.86 K page\_count: 3 document date: 2018-11-20



### [\[pdf\]](#) User Manual Owner's Manual Warranty Label

EDGESTAR CWR182SZ 01 Google Drive drive google file d 1 3LaV5li4WaXQ8YiC8sMF2QIXIG4K3W

preview usp embed facebook |||

Wine Refrigerator **CWR182SZ** Owner s Manual www.edgestar.com https://manual-  
 hub.com/ V2.1-07132021 Important Safety Information Improper handling can cause  
 serious damage to the EdgeStar refrigerator and / or injury to the user. This  
 refrigerator is designed for domestic indoor use only. Do not u...

lang:en **score:34** filesize: 1.42 M page\_count: 21 document date: 2023-10-02



### [\[pdf\]](#) User Manual Owner's Manual Warranty Label

Owner Manual Improper handling can cause serious damage to the EdgeStar Wine Cooler and or  
 injury user This is designed for domestic indoor use 846844012195 lowes useandcareguides use

Wine Cooler **CWR182SZ** Owner s Manual For more information on other great  
 EdgeStar products on the web, go to http://www.edgestar.com To use the EdgeStar  
 self-diagnostic tool, go to https://support.edgestar.com V2.0-09132018 Important  
 Safety Information Improper handling can cause serious damage to ...

lang:en **score:32** filesize: 1.19 M page\_count: 23 document date: 2018-09-13



