

## AUVON A5128

# AUVON Rechargeable Motion Sensor Night Light (Model A5128) User Manual

Model: A5128

## INTRODUCTION

---

Thank you for choosing the AUVON Rechargeable Motion Sensor Night Light. This device is designed to provide convenient, automatic illumination in various indoor spaces. Featuring a motion sensor, dusk-to-dawn sensor, and adjustable brightness, it offers a versatile lighting solution for hallways, closets, stairs, and more. This manual provides essential information for the proper setup, operation, and maintenance of your night light.

## PACKAGE CONTENTS

---

Please verify that all items are present in your package:

- 2 x AUVON Rechargeable Motion Sensor Night Lights
- 1 x USB Charging Cable
- 1 x User Manual



Image: Contents of the AUVON Night Light package, showing two lights and a USB cable.

## PRODUCT FEATURES

---

- **Rechargeable Battery:** Built-in lithium polymer battery for cordless operation, reducing the need for disposable batteries.
- **Motion Sensor:** Detects movement within 3-5 meters (10-16 feet) and a 120-degree angle, automatically activating the light.
- **Dusk-to-Dawn Sensor:** Ensures the light only activates in low-light conditions when in AUTO mode, conserving battery life.
- **Adjustable Brightness:** Offers two brightness levels (High and Medium) to suit different lighting needs.
- **Multiple Lighting Modes:** Features AUTO (motion-activated in darkness), ON (constant illumination), and OFF modes.
- **Easy Installation:** Equipped with a magnetic strip for attachment to metal surfaces and double-sided adhesive pads for other surfaces. Can also be placed on any flat surface.
- **Compact Design:** Mini size allows for versatile placement in various locations.
- **Safety Features:** Includes an imported chip with overcurrent protection and a V-0 fire-proof case.

## SETUP AND INSTALLATION

---

Follow these steps to set up your AUVON night light:

1. **Initial Charge:** Before first use, fully charge the night light using the provided USB cable. Connect the micro-USB end to the light and the USB-A end to a compatible power source (e.g., computer USB port, USB wall adapter). A full charge typically takes approximately two hours.
2. **Choose Placement:** Select a location where you require illumination. Common areas include hallways, staircases, closets, cabinets, or bedside tables. Consider the motion sensor's detection range (up to 12 feet, 120-degree angle) when positioning.
3. **Mounting Options:**
  - **Magnetic Attachment:** The night light has a built-in magnet. If your chosen surface is metallic (e.g., refrigerator, metal cabinet), you can directly attach the light.
  - **Adhesive Pad:** For non-metallic surfaces, use the included double-sided adhesive pad. Peel off one side of the adhesive pad and stick it to the back of the night light. Then, peel off the other side and firmly press the light onto your desired clean, dry surface for at least 30 seconds.
  - **Freestanding:** The night light can also be placed on any flat surface, such as a desk, shelf, or bedside table.



**Image:** Examples of night light placement, including magnetic attachment, fixed wall mounting, desktop use, and handhold use.

# Detachable and Convenient

Place these nightlights wherever you need them.



**Image:** The night light positioned on a bedside table, providing soft illumination.

## OPERATING INSTRUCTIONS

---

The AUVON night light features a switch for mode selection and a button for brightness adjustment.

### Mode Selection

Use the slide switch on the top of the device to select one of the three operating modes:

- **OFF:** The light remains off.
- **ON:** The light remains constantly on, regardless of ambient light or motion.
- **AUTO:** The light will automatically turn on when motion is detected in dark conditions. It will turn off approximately 20 seconds after no motion is detected.

### Brightness Adjustment

Press the button on the top of the night light to cycle between two brightness levels:

- **High Light:** Provides maximum illumination.
- **Medium Light:** Provides softer illumination, ideal for night use.



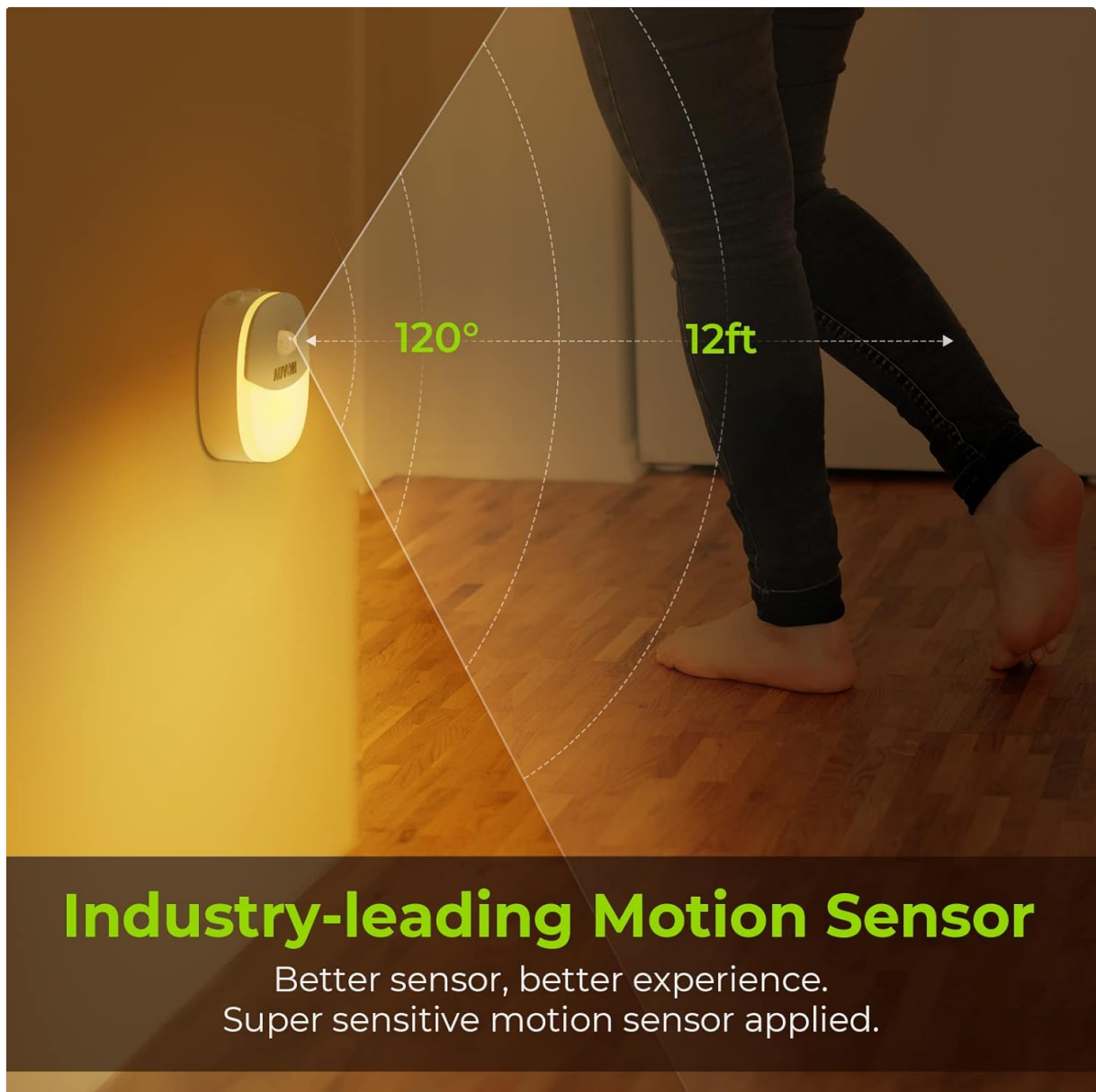
**Image:** Diagram illustrating the OFF, ON, and AUTO modes of the night light.

## 2 Brightness Levels

Choose the desired brightness for your needs.



**Image:** Demonstration of the two brightness levels: High Light and Medium Light.



**Image:** Illustration of the motion sensor's detection angle and range.

## CHARGING

---

The AUVON night light is equipped with a rechargeable battery. When the light dims or stops functioning, it indicates that the battery needs recharging.

- Connect the provided USB cable to the charging port on the night light.
- Plug the other end of the USB cable into a standard USB power source (e.g., computer, wall adapter, power bank).
- A full charge typically takes approximately 2 hours.
- Battery life varies by mode and brightness: up to 180 days in Auto+Medium mode, or 96 hours in constant ON (low light setting).

## Rechargeable and Eco-Friendly

No worries about interruption for dead AA batteries any more. A two-hour charge can last up 180 days.



Image: The AUVON night light connected to a USB charging cable.

## MAINTENANCE

To ensure optimal performance and longevity of your night light:

- Clean the device with a soft, dry cloth. Do not use abrasive cleaners or solvents.
- Avoid exposing the night light to excessive moisture or direct water contact, as it is not waterproof.
- Do not attempt to disassemble or repair the device yourself. Refer to the troubleshooting section or contact customer support for assistance.
- Store in a cool, dry place when not in use for extended periods.

## TROUBLESHOOTING

Problem	Possible Cause	Solution
---------	----------------	----------


Problem	Possible Cause	Solution
Light does not turn on in AUTO mode.	1. Insufficient darkness. 2. No motion detected. 3. Battery is low.	1. Ensure the environment is dark enough for the dusk-to-dawn sensor. 2. Verify motion within the sensor's range (3-5 meters, 120 degrees). 3. Recharge the night light.
Light stays on constantly in AUTO mode.	1. Continuous motion detected. 2. Light sensor obstructed or faulty.	1. Ensure no continuous motion is within the sensor's range. 2. Check if the light sensor is clean and unobstructed.
Light is dim or flickers.	Low battery.	Recharge the night light fully.
Light does not charge.	1. Faulty USB cable or power source. 2. Charging port issue.	1. Try a different USB cable and power source. 2. Contact customer support if the issue persists.

## SPECIFICATIONS

Feature	Detail
Model Number	A5128
Product Dimensions	2.2"D x 2.2"W x 1.1"H (5.6 cm x 5.6 cm x 2.8 cm)
Item Weight	5.3 ounces (150 grams)
Power Source	Rechargeable Battery (1 Lithium Polymer battery included)
Light Source Type	LED
Light Color	Warm White
Color Temperature	2700 Kelvin
Brightness	12 Lumen (Adjustable High/Medium)
Material	Plastic (V-0 Fire-proof case)
Motion Sensor Range	3-5 meters (10-16 feet)
Motion Sensor Angle	120 degrees
Auto-Off Time	Approximately 20 seconds after no motion
Mounting Type	Wall Mount (Magnetic/Adhesive), Freestanding
Indoor/Outdoor Usage	Primarily Indoor (Not Water Resistant)

# Apologies for the High Price

AUVON prioritizes safety with every premium accessory to guard your cozy night.




**Image:** Internal components of the AUVON night light, emphasizing safety features.

## WARRANTY AND SUPPORT

AUVON provides a warranty of up to 24 months for this product. For technical assistance or warranty claims, please contact AUVON customer support. Lifetime technical support is available to assist you with any questions or issues you may encounter.

Please refer to the contact information provided with your product packaging or visit the official AUVON website for support details.



[AUVON Motion Sensor Night Light Quick Start Guide](#)

A quick start guide for the AUVON motion sensor night light, detailing its features, installation, specifications, safety information, and customer support.