

Logitech 981-000755

Logitech G332 Wired Gaming Headset

USER MANUAL

Introduction

The Logitech G332 Wired Gaming Headset is designed to provide an immersive sound experience for all your favorite games. Featuring large 50mm audio drivers, a convenient flip-to-mute microphone, and multi-platform compatibility, this headset offers comfort for extended gaming sessions.

Its lightweight design and rotating leatherette ear cups ensure pressure is kept off your ears, allowing you to game for hours in comfort. The headset is compatible with PC, Mac, PlayStation 5, PlayStation 4, Nintendo Switch, Xbox One, Xbox Series X|S, and mobile devices via a 3.5 mm cable.



Image: The Logitech G332 Wired Gaming Headset, showcasing its black and red design with the attached microphone.

Setup

The G332 headset connects easily to your gaming platform or device using a standard 3.5 mm audio jack. For PC and Mac, simply plug the 3.5 mm cable into the corresponding audio port. For consoles and mobile devices, connect directly via the 3.5 mm cable.

Ensure the audio jack is fully inserted into the port for optimal sound and microphone functionality. No additional drivers are typically required for basic functionality across supported platforms.



Image: Diagram illustrating the multi-platform compatibility of the Logitech G332 headset, showing connections to PC, Mac, Xbox, PlayStation, Nintendo Switch, and mobile devices.

Your browser does not support the video tag.

Video: Official Logitech video demonstrating the features of the G332 Wired Gaming Headset, including its 50mm audio drivers and overall design.

Operating Instructions

Microphone Usage

The G332 features a 6mm boom microphone designed for clear communication. To activate the microphone,

simply flip the boom arm down towards your mouth. The microphone automatically mutes when flipped up, providing quick and convenient privacy.

Crystal 6mm flip-to-mute microphone



Image: Illustration showing the flip-to-mute functionality of the 6mm microphone on the Logitech G332 headset.

Volume Control

Adjust the audio volume directly from the headset using the volume wheel located on the left ear cup. Rotate the wheel up to increase volume and down to decrease it.

**Game for hours in comfortable
premium leatherette earpads**



Image: Close-up view of the on-headset volume control wheel located on the left ear cup of the Logitech G332 headset.

Comfort and Fit

The headset features deluxe lightweight leatherette ear cups and a headband designed for comfort during long gaming sessions. The ear cups rotate up to 90 degrees, allowing for a personalized fit and easy storage.

G332



PLAY THE WHOLE GAME

Image: The Logitech G332 headset with its microphone boom extended downwards, ready for use.

Maintenance

To ensure the longevity of your Logitech G332 headset, regular cleaning and proper storage are recommended.

- **Cleaning Ear Cups:** Gently wipe the leatherette ear cups with a soft, damp cloth. Avoid using harsh chemicals or abrasive materials, as these can damage the finish.
- **General Cleaning:** Use a dry, soft cloth to wipe down the rest of the headset, including the headband and microphone arm.
- **Storage:** When not in use, store the headset in a clean, dry place away from extreme temperatures and direct sunlight. Avoid tangling the cable to prevent damage.

Troubleshooting

If you encounter issues with your Logitech G332 headset, try the following common troubleshooting steps:

- **No Sound/Low Volume:**
 - Ensure the 3.5 mm audio jack is fully inserted into the device's audio port.

- Check the volume wheel on the headset and ensure it is turned up.
- Verify your device's audio settings (e.g., PC sound settings, console audio output) are correctly configured for the headset.
- Test the headset with another device to rule out a device-specific issue.

- **Microphone Not Working:**

- Ensure the microphone boom is flipped down to unmute it.
- Check your device's microphone input settings and ensure the G332 is selected as the input device.
- Adjust the microphone volume in your device's sound settings.
- Test the microphone with another application or device.

For more detailed troubleshooting or persistent issues, please refer to the official Logitech support resources.


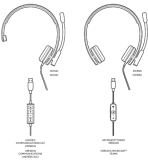
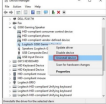

Specifications

Feature	Detail
Model Number	981-000755
Connectivity	Wired (3.5 mm Jack)
Audio Drivers	50 mm
Microphone	6 mm Flip-to-Mute Boom Mic
Ear Cups Material	Leatherette
Weight	1.25 Pounds
Dimensions (LxWxH)	7.8 x 4.4 x 9.1 inches
Compatible Devices	PC, Mac, Xbox, PlayStation, Nintendo Switch, Mobile
Noise Control	Sound Isolation
Frequency Response	20 - 20000 Hz

Warranty and Support

For detailed warranty information and further product support, please visit the official Logitech website or refer to the full user manual available in PDF format.

- [Download Official User Manual \(PDF\)](#)
- [Visit the Logitech Store on Amazon](#)

	<p>Logitech G535 Wireless Gaming Headset Setup Guide</p> <p>A concise setup guide for the Logitech G535 Wireless Gaming Headset, covering installation, features, and frequently asked questions. Includes instructions in English, French, and Spanish.</p>
<p>Museo utente - Prodotto 1: Logitech G335 Cuffia Gaming Cablata, Microfono Plug in Mini, Jack Audio da 3.5 mm, Plug-In a Memoria Flash Logitech, Compatibile con PC, PlayStation, Xbox, Nintendo Switch - Nero</p>	<p>Logitech G335 Wired Gaming Headset User Manual</p> <p>User manual for the Logitech G335 Wired Gaming Headset, covering setup, connections, features, and troubleshooting. Includes information on LIGHTSPEED and Bluetooth connectivity, audio controls, battery status, and sidetone functionality.</p>
<p>USB HEADSET H570E CASQUE USB H570E Setup Guide Guide d'installation</p>  <p>logitech</p>	<p>Logitech H570e USB Headset Setup Guide</p> <p>Setup guide for the Logitech H570e USB Headset, covering both Unified Communications (UC) and Microsoft Teams versions. Includes product overview, in-line controller functions, headset fit, microphone boom adjustment, sidetone and anti-startle protection, dimensions, system requirements, and technical specifications.</p>
<p>FAQ'S</p> <p>1. Microfono non risponde o è debole 2. Cavo USB non si collega o non funziona correttamente 3. Il suono non è bilanciato o non funziona correttamente 4. Il microfono non funziona correttamente 5. Il microfono non funziona correttamente 6. Il microfono non funziona correttamente 7. Il microfono non funziona correttamente 8. Il microfono non funziona correttamente 9. Il microfono non funziona correttamente 10. Il microfono non funziona correttamente</p>  <p>1. Check the cable connection for the headset and the computer.</p>	<p>Logitech G935 Gaming Headset: Troubleshooting and Features Guide</p> <p>A comprehensive guide to troubleshooting common issues with the Logitech G935 wireless gaming headset, including device detection, software freezing, microphone quality, and console compatibility. Learn about operation modes, surround sound customization, and power management.</p>
<p>User Manual of Product 1: Logitech G435 LIGHTSPEED and Bluetooth Wireless Gaming Headset - LIGHTSPEED and Bluetooth versions, built-in mic, 18h battery, compatible with Dolby Atmos, PC, PS4, PS5, Nintendo Switch, Mobile, Xbox</p>	<p>Logitech G435 LIGHTSPEED and Bluetooth Wireless Gaming Headset User Manual</p> <p>Comprehensive user manual for the Logitech G435 LIGHTSPEED and Bluetooth Wireless Gaming Headset, covering setup, connections, features, and troubleshooting.</p>
<p>ZONE 305 Setup Guide Guide d'installation</p>  <p>logitech</p>	<p>Logitech Zone 305 Setup Guide: Enhance Your Audio Experience</p> <p>Get started with the Logitech Zone 305 wireless headset. This setup guide covers pairing via USB-C and Bluetooth, comfort adjustments, call controls, and Logi Tune features for optimal business communication.</p>